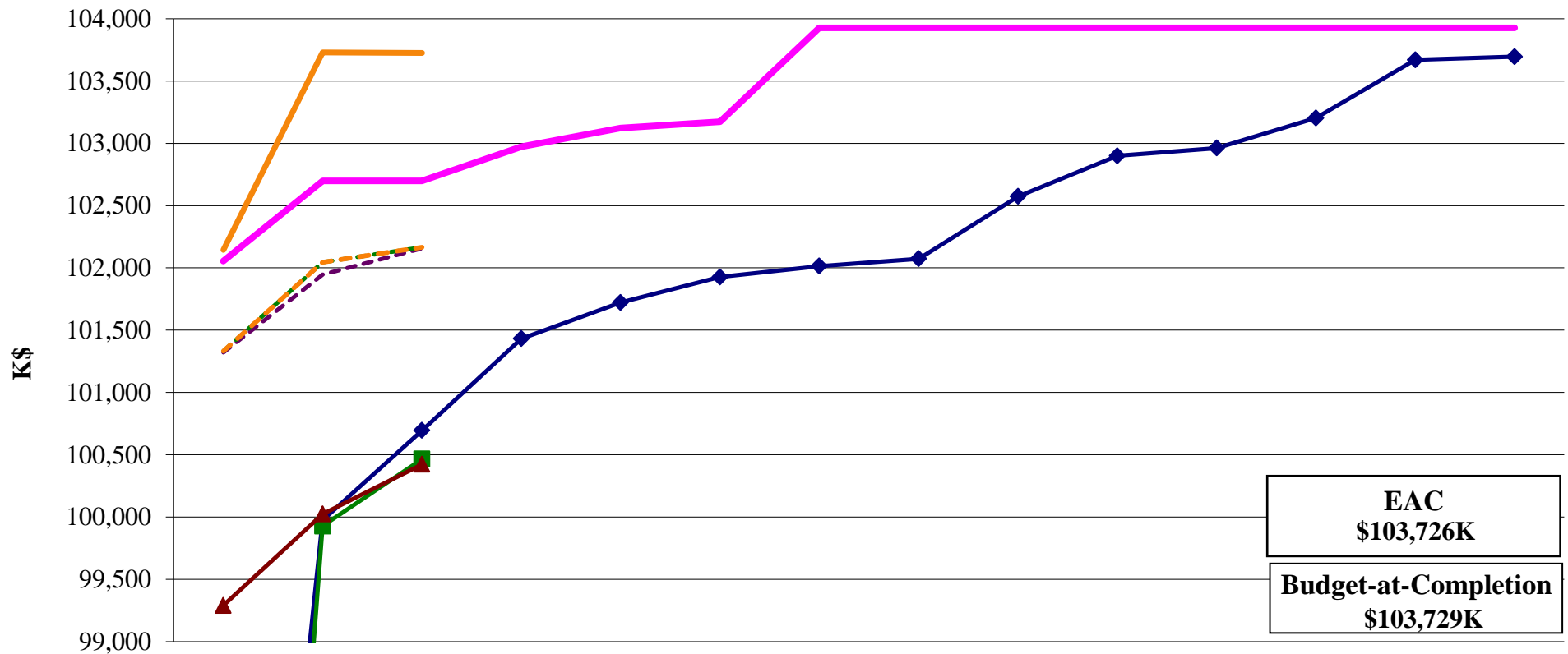


12 GeV 1.3 Construction Accelerator Systems

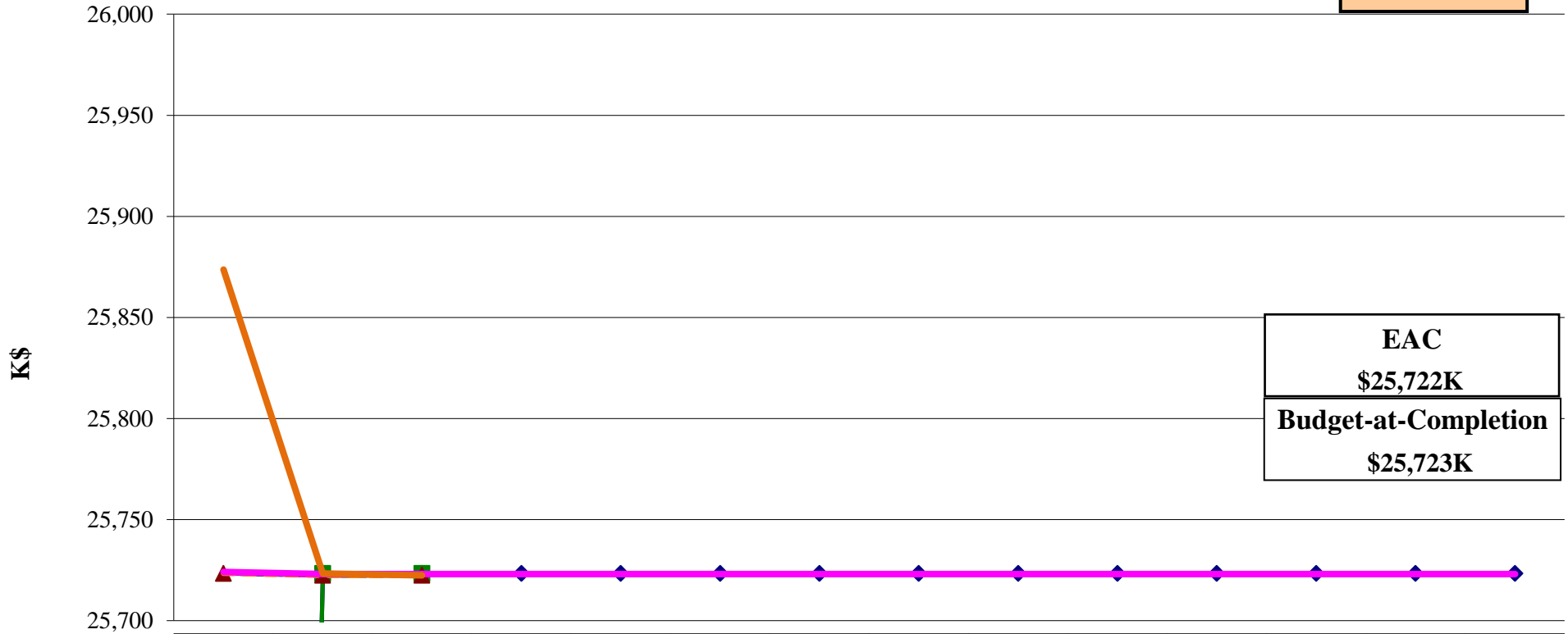
Earned Value \$K



	Aug-13	Sep-13	Oct-13	Nov-13	Dec-13	Jan-14	Feb-14	Mar-14	Apr-14	May-14	Jun-14	Jul-14	Aug-14	Sep-14
BCWS	92,371	99,975	100,695	101,432	101,721	101,927	102,014	102,073	102,573	102,899	102,961	103,204	103,670	103,695
BCWP	89,492	99,928	100,465											
ACWP	99,290	100,024	100,422											
Obligated	101,321	101,945	102,158											
Pending	101,333	102,045	102,165											
NOFUND & FY15 PRs	101,333	102,045	102,165											
Funding	102,054	102,698	102,698	102,973	103,123	103,173	103,926	103,926	103,926	103,926	103,926	103,926	103,926	103,926
CAM EAC	102,144	103,729	103,726											

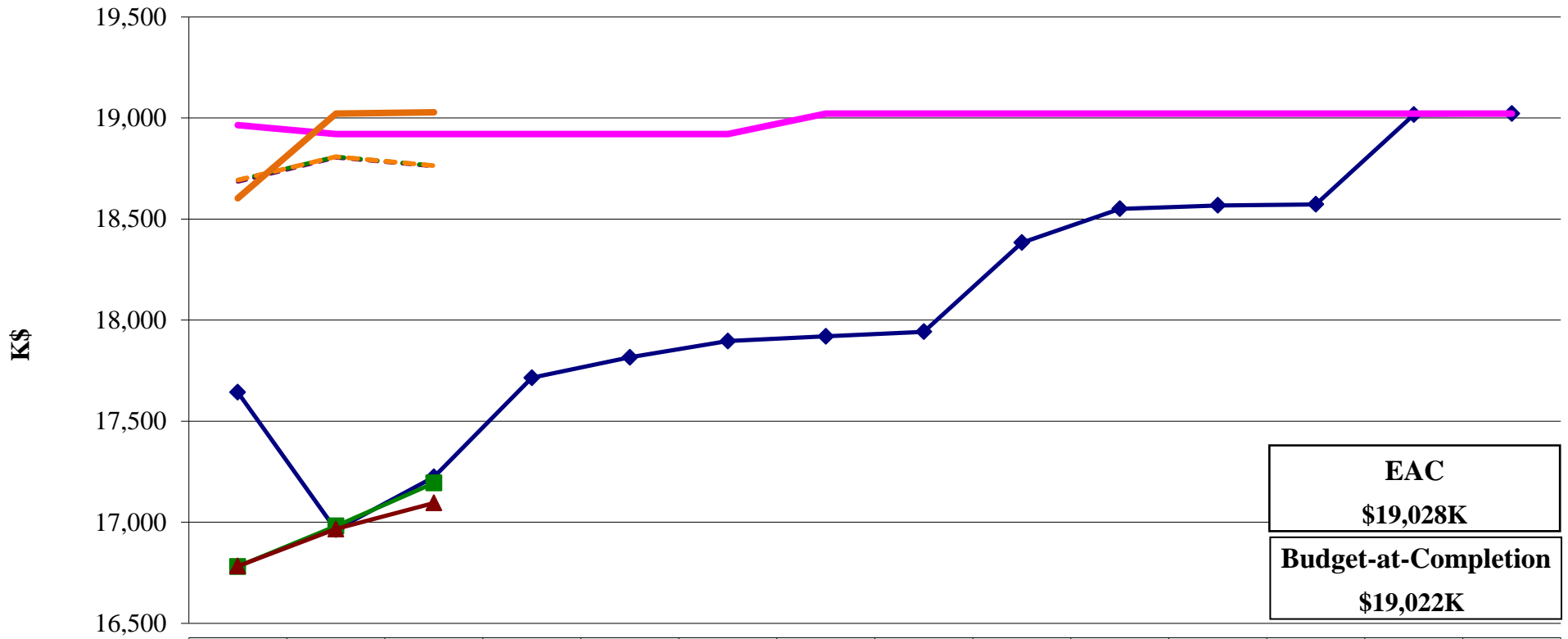
12 GeV 1.3.1 Cryomodules Earned Value \$K

Account
Closed



	Aug-13	Sep-13	Oct-13	Nov-13	Dec-13	Jan-14	Feb-14	Mar-14	Apr-14	May-14	Jun-14	Jul-14	Aug-14	Sep-14
BCWS	23,617	25,723	25,723	25,723	25,723	25,723	25,723	25,723	25,723	25,723	25,723	25,723	25,723	25,723
BCWP	23,617	25,723	25,723											
ACWP	25,723	25,722	25,722											
Obligated	25,723	25,722	25,722											
Pending	25,723	25,722	25,722											
NOFUND & FY15 PRs	25,723	25,722	25,722											
Funding	25,724	25,723	25,723	25,723	25,723	25,723	25,723	25,723	25,723	25,723	25,723	25,723	25,723	25,723
CAM EAC	25,874	25,723	25,722											

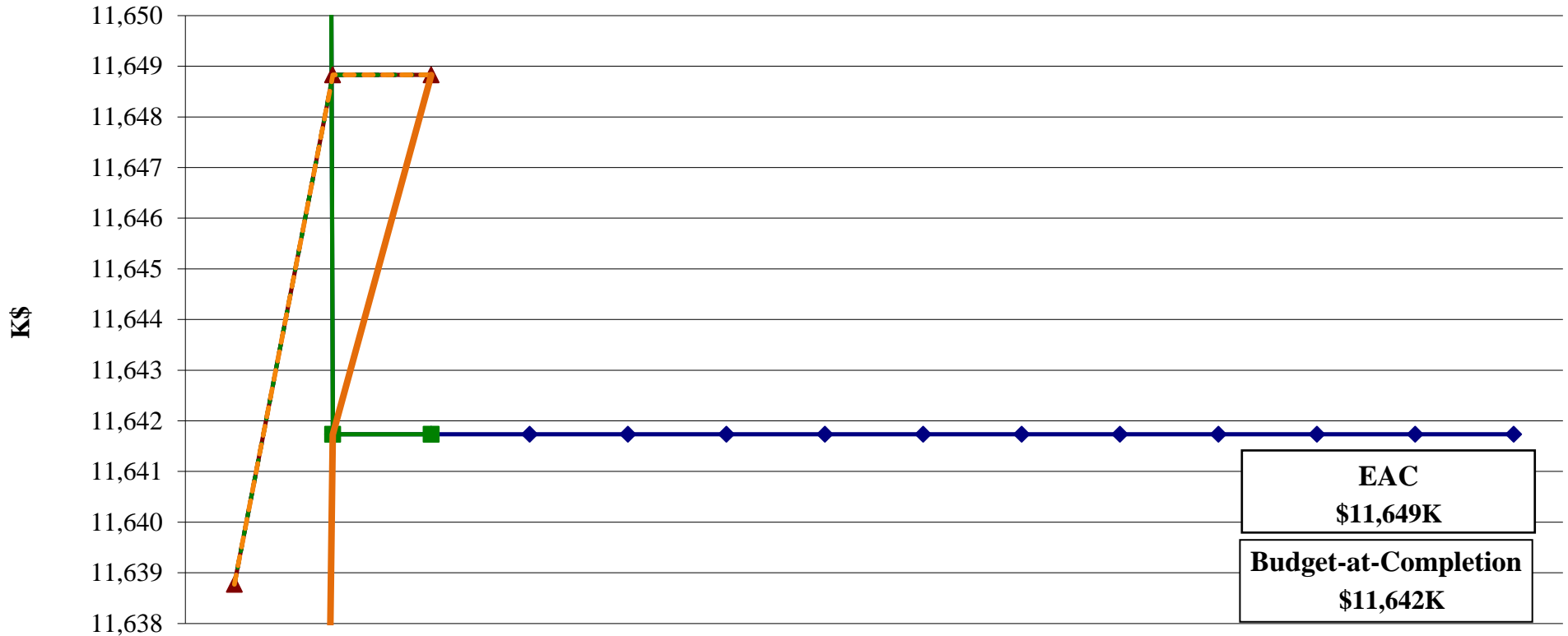
12 GeV 1.3.2 Power Systems Earned Value \$K



	Aug-13	Sep-13	Oct-13	Nov-13	Dec-13	Jan-14	Feb-14	Mar-14	Apr-14	May-14	Jun-14	Jul-14	Aug-14	Sep-14
BCWS	17,643	16,963	17,224	17,715	17,816	17,896	17,919	17,942	18,383	18,551	18,567	18,573	19,016	19,021
BCWP	16,781	16,981	17,194											
ACWP	16,783	16,966	17,095											
Obligated	18,685	18,804	18,761											
Pending	18,692	18,809	18,764											
NOFUND & FY15 PRs	18,692	18,809	18,764											
Funding	18,964	18,920	18,920	18,920	18,920	18,920	19,022	19,022	19,022	19,022	19,022	19,022	19,022	19,022
CAM EAC	18,603	19,022	19,028											

12 GeV 1.3.2.1 Power Systems RF

Earned Value \$K



	Aug-13	Sep-13	Oct-13	Nov-13	Dec-13	Jan-14	Feb-14	Mar-14	Apr-14	May-14	Jun-14	Jul-14	Aug-14	Sep-14
BCWS	12,943	11,642	11,642	11,642	11,642	11,642	11,642	11,642	11,642	11,642	11,642	11,642	11,642	11,642
BCWP	12,942	11,642	11,642											
ACWP	11,639	11,649	11,649											
Obligated	11,639	11,649	11,649											
Pending	11,639	11,649	11,649											
NOFUND & FY15 PRs	11,639	11,649	11,649											
CAM EAC	11,488	11,642	11,649											

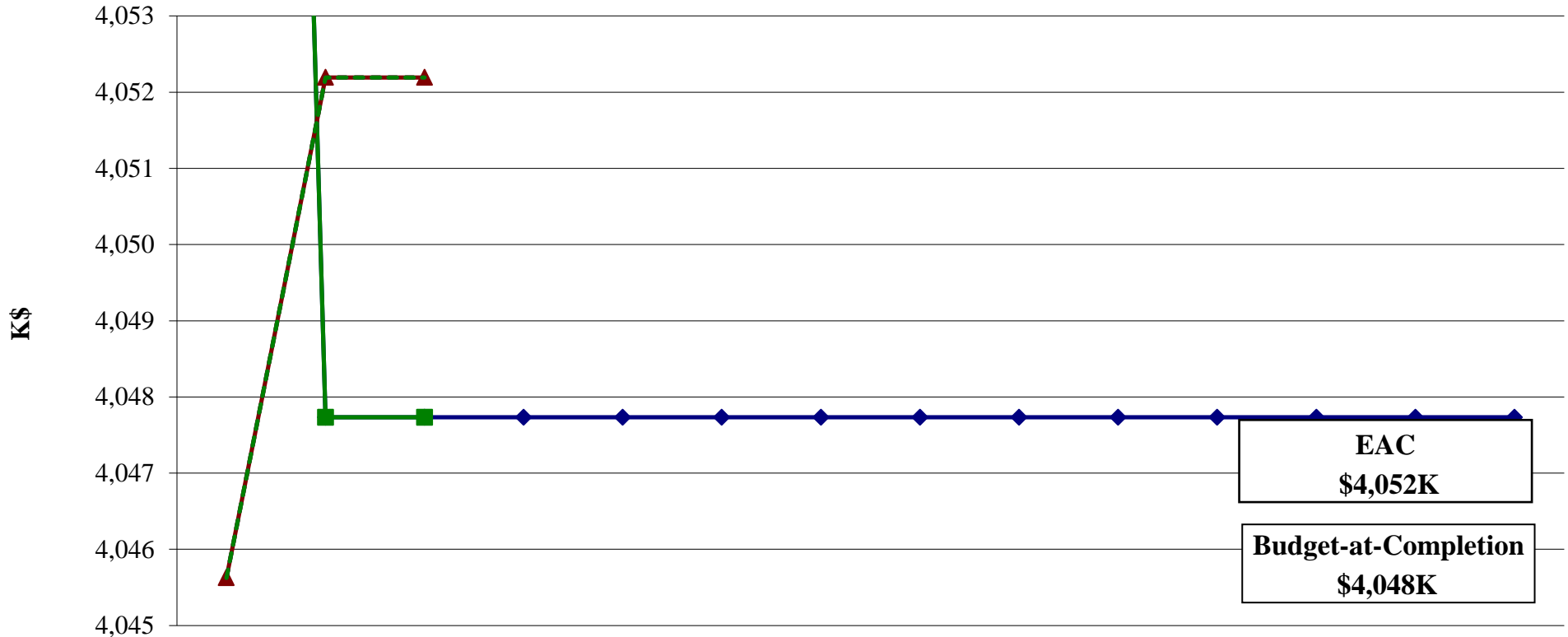
12 GeV 1.3.2.1.1 RF Power Earned Value \$K



	Aug-13	Sep-13	Oct-13	Nov-13	Dec-13	Jan-14	Feb-14	Mar-14	Apr-14	May-14	Jun-14	Jul-14	Aug-14	Sep-14
BCWS	9,458	8,836	8,836	8,836	8,836	8,836	8,836	8,836	8,836	8,836	8,836	8,836	8,836	8,836
BCWP	9,457	8,836	8,836											
ACWP	8,833	8,844	8,844											
Obligated	8,833	8,844	8,844											
Pending	8,833	8,844	8,844											
NOFUND & FY15 PRs	8,833	8,844	8,844											
CAME EAC	8,728	8,836	8,844											

EAC \$8,844K
Budget-at-Completion \$8,836K

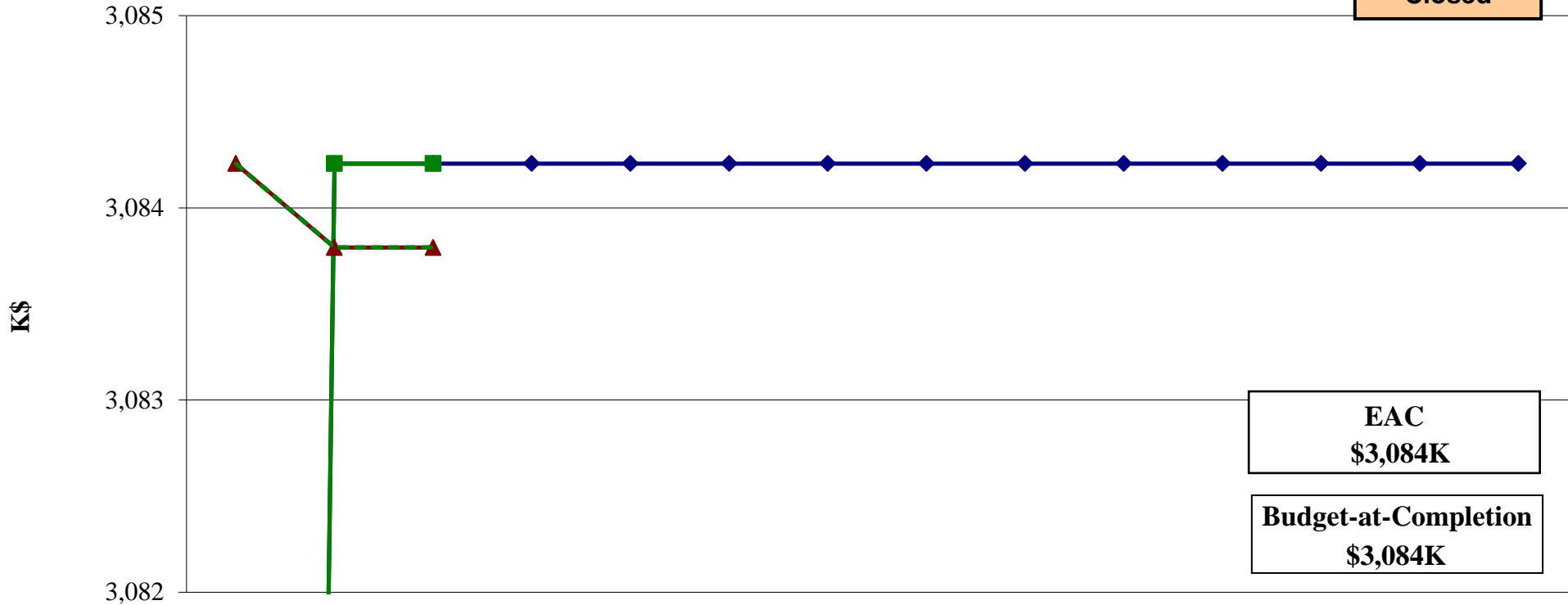
12 GeV 1.3.2.1.1 Klystrons Earned Value \$K



	Aug-13	Sep-13	Oct-13	Nov-13	Dec-13	Jan-14	Feb-14	Mar-14	Apr-14	May-14	Jun-14	Jul-14	Aug-14	Sep-14
BCWS	4,092	4,048	4,048	4,048	4,048	4,048	4,048	4,048	4,048	4,048	4,048	4,048	4,048	4,048
BCWP	4,092	4,048	4,048											
ACWP	4,046	4,052	4,052											
Obligated	4,046	4,052	4,052											
Pending	4,046	4,052	4,052											

12 GeV 1.3.2.1.1.2 DC Power Earned Value \$K

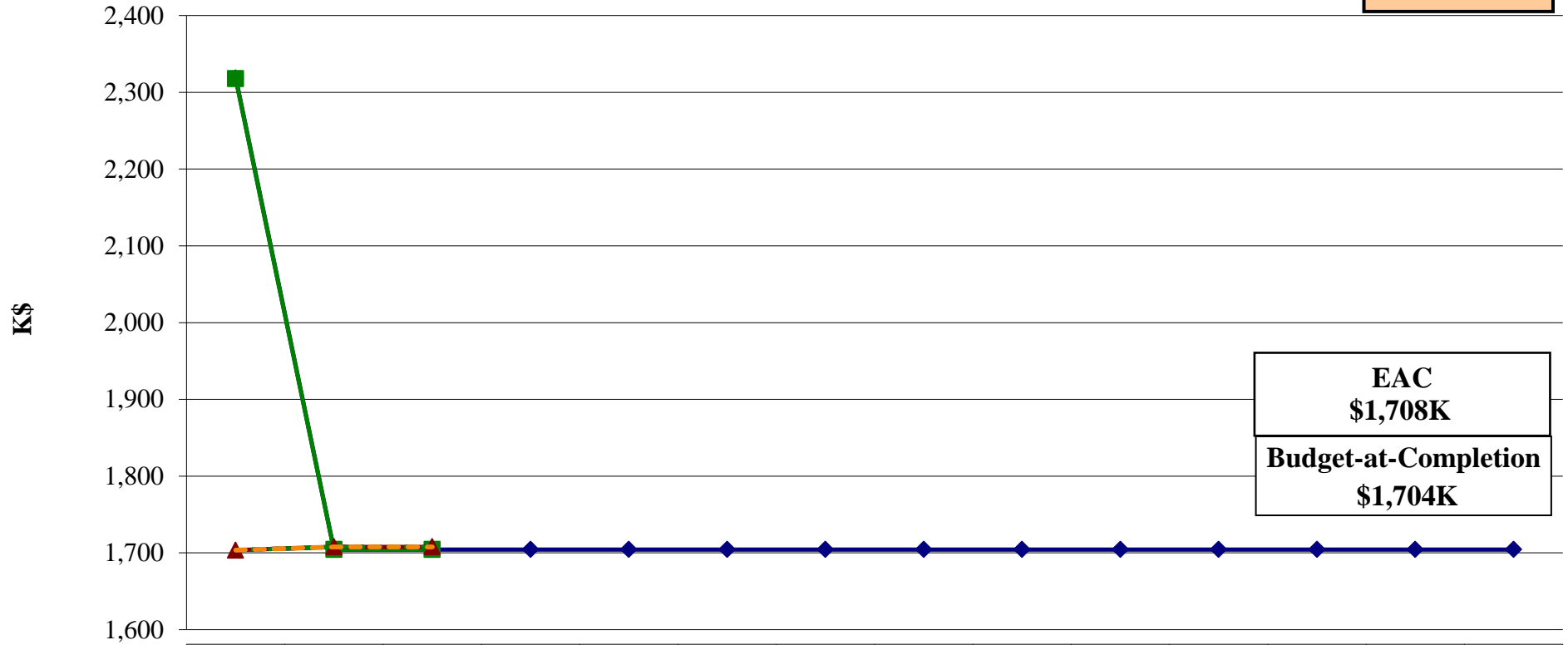
**Account
Closed**



	Aug-13	Sep-13	Oct-13	Nov-13	Dec-13	Jan-14	Feb-14	Mar-14	Apr-14	May-14	Jun-14	Jul-14	Aug-14	Sep-14
BCWS	3,047	3,084	3,084	3,084	3,084	3,084	3,084	3,084	3,084	3,084	3,084	3,084	3,084	3,084
BCWP	3,047	3,084	3,084											
ACWP	3,084	3,084	3,084											
Obligated	3,084	3,084	3,084											
Pending	3,084	3,084	3,084											

12 GeV 1.3.2.1.1.3 Waveguide Components Earned Value \$K

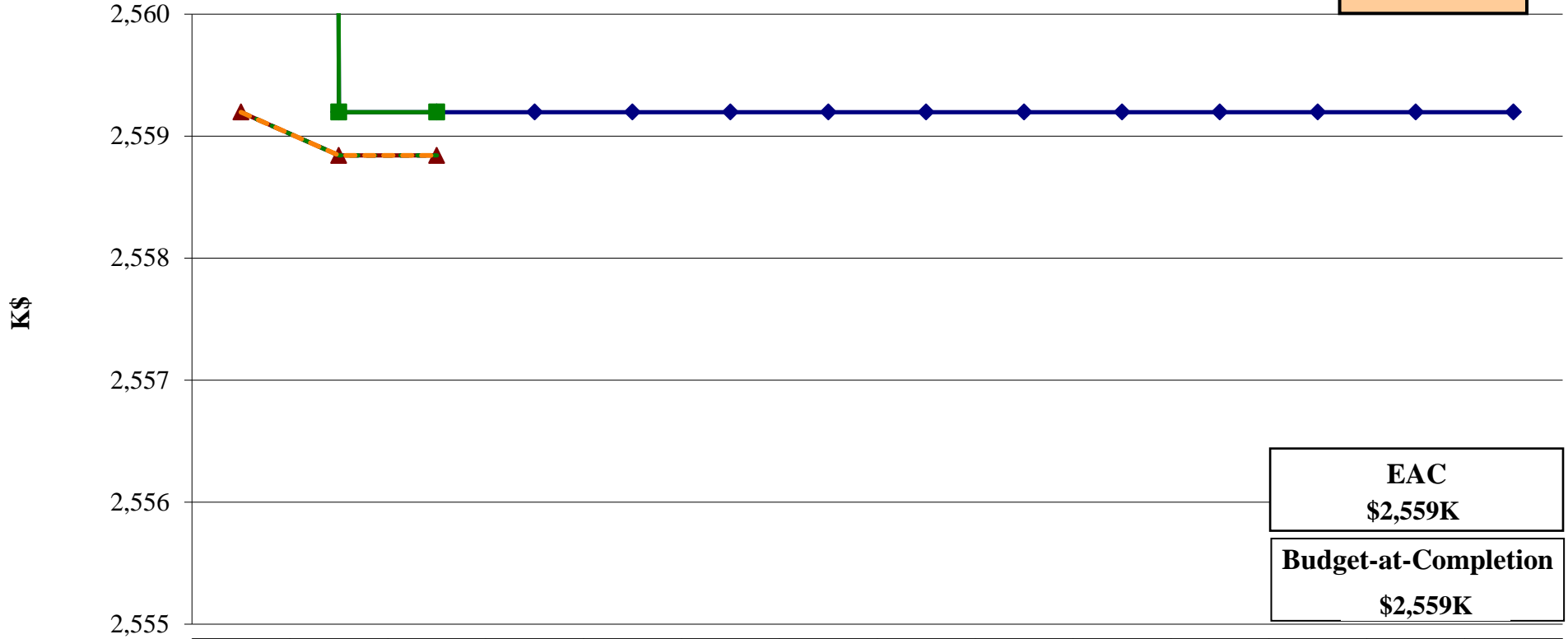
**Account
Closed**



	Aug-13	Sep-13	Oct-13	Nov-13	Dec-13	Jan-14	Feb-14	Mar-14	Apr-14	May-14	Jun-14	Jul-14	Aug-14	Sep-14
BCWS	2,319	1,704	1,704	1,704	1,704	1,704	1,704	1,704	1,704	1,704	1,704	1,704	1,704	1,704
BCWP	2,318	1,704	1,704											
ACWP	1,703	1,708	1,708											
Obligated	1,703	1,708	1,708											
Pending	1,703	1,708	1,708											
NOFUND & FY15 PRs	1,703	1,708	1,708											

12 GeV 1.3.2.1.2 Control Earned Value \$K

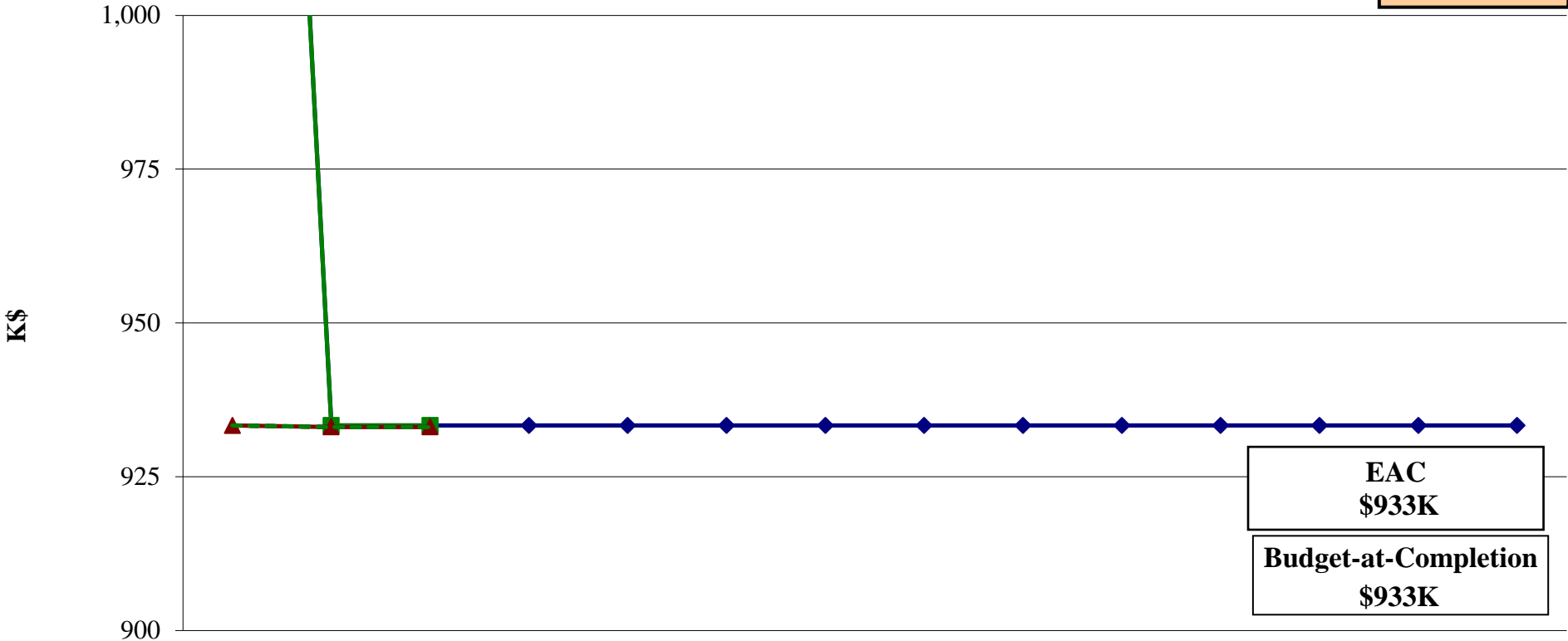
**Account
Closed**



	Aug-13	Sep-13	Oct-13	Nov-13	Dec-13	Jan-14	Feb-14	Mar-14	Apr-14	May-14	Jun-14	Jul-14	Aug-14	Sep-14
BCWS	3,222	2,559	2,559	2,559	2,559	2,559	2,559	2,559	2,559	2,559	2,559	2,559	2,559	2,559
BCWP	3,222	2,559	2,559											
ACWP	2,559	2,559	2,559											
Obligated	2,559	2,559	2,559											
Pending	2,559	2,559	2,559											
NOFUND & FY15 PRs	2,559	2,559	2,559											

12 GeV 1.3.2.1.2.1 Field (RF items) Earned Value \$K

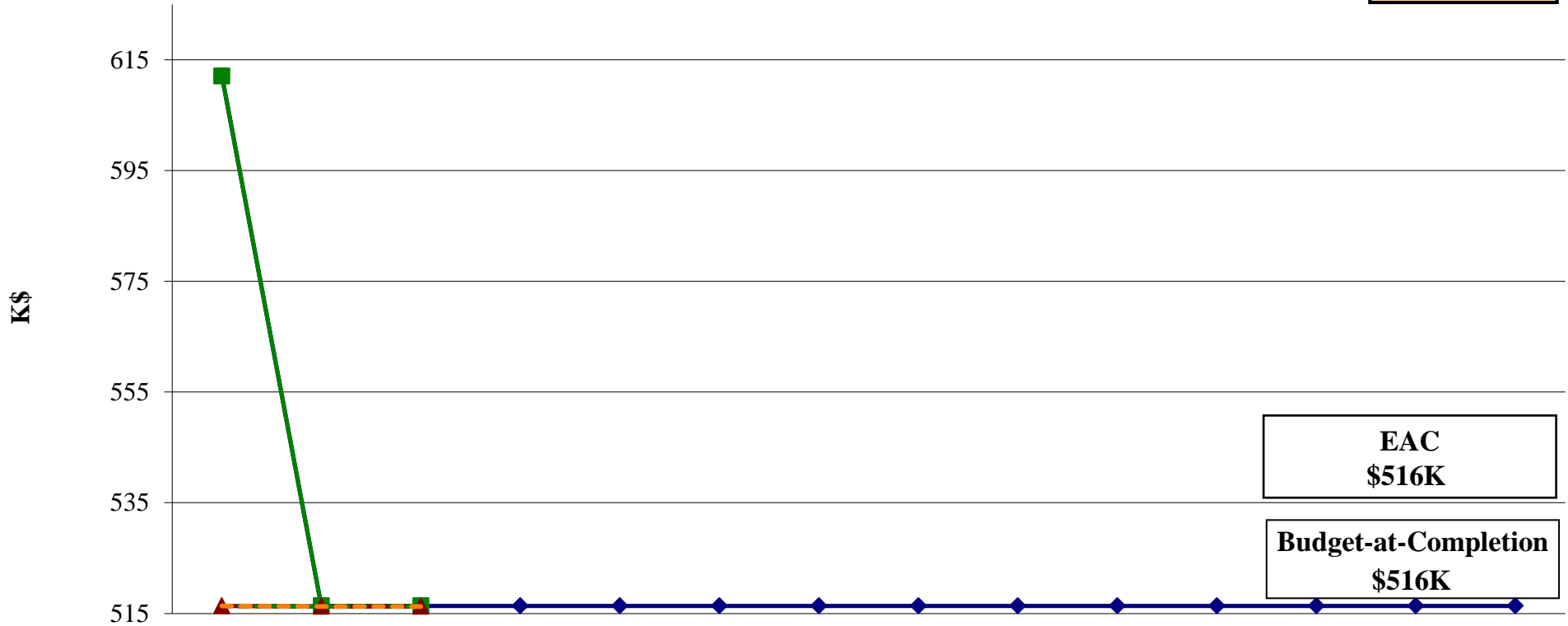
**Account
Closed**



	Aug-13	Sep-13	Oct-13	Nov-13	Dec-13	Jan-14	Feb-14	Mar-14	Apr-14	May-14	Jun-14	Jul-14	Aug-14	Sep-14
BCWS	1,238	933	933	933	933	933	933	933	933	933	933	933	933	933
BCWP	1,238	933	933											
ACWP	933	933	933											
Obligated	933	933	933											
Pending	933	933	933											

12 GeV 1.3.2.1.2.2 Resonance & Interlocks (interlocks, tuners) Earned Value \$K

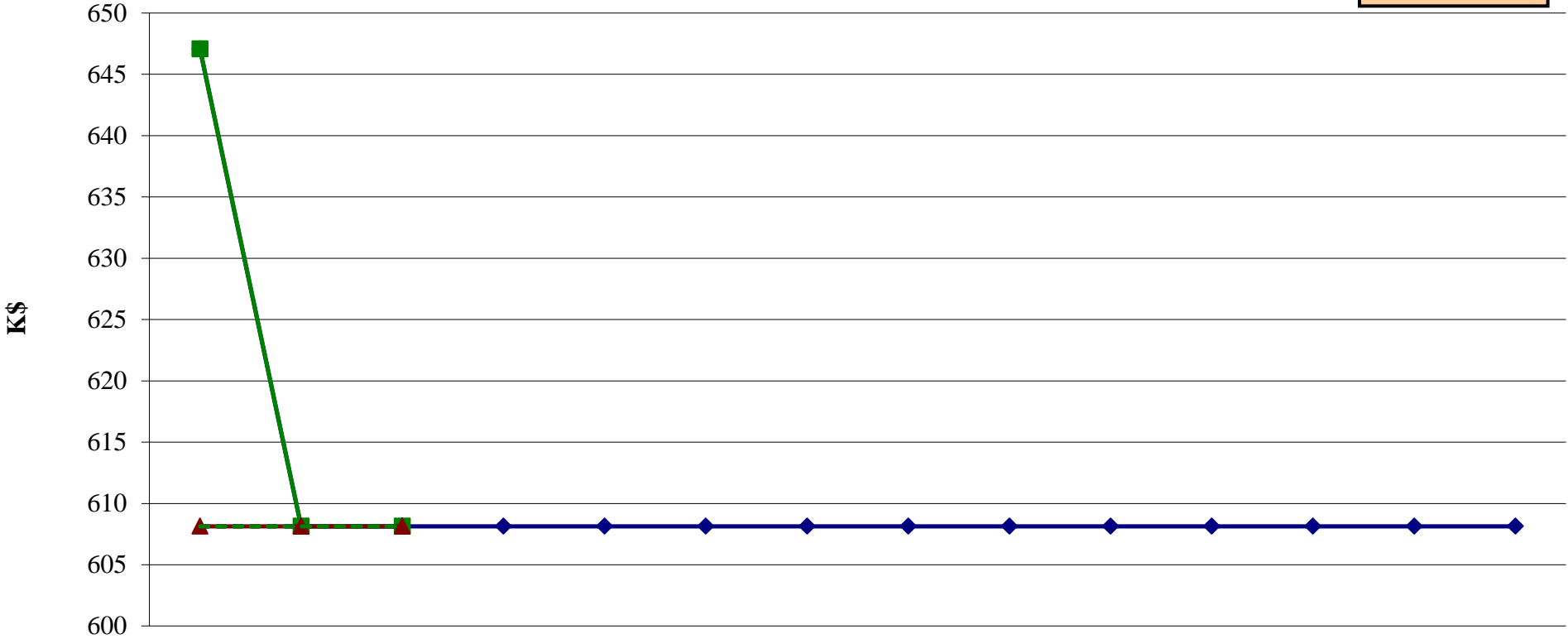
**Account
Closed**



	Aug-13	Sep-13	Oct-13	Nov-13	Dec-13	Jan-14	Feb-14	Mar-14	Apr-14	May-14	Jun-14	Jul-14	Aug-14	Sep-14
BCWS	612	516	516	516	516	516	516	516	516	516	516	516	516	516
BCWP	612	516	516											
ACWP	516	516	516											
Obligated	516	516	516											
Pending	516	516	516											
NOFUND & FY15 PRs	516	516	516											

12 GeV 1.3.2.1.2.3 Packaging/Interface (racks, crates) Earned Value \$K

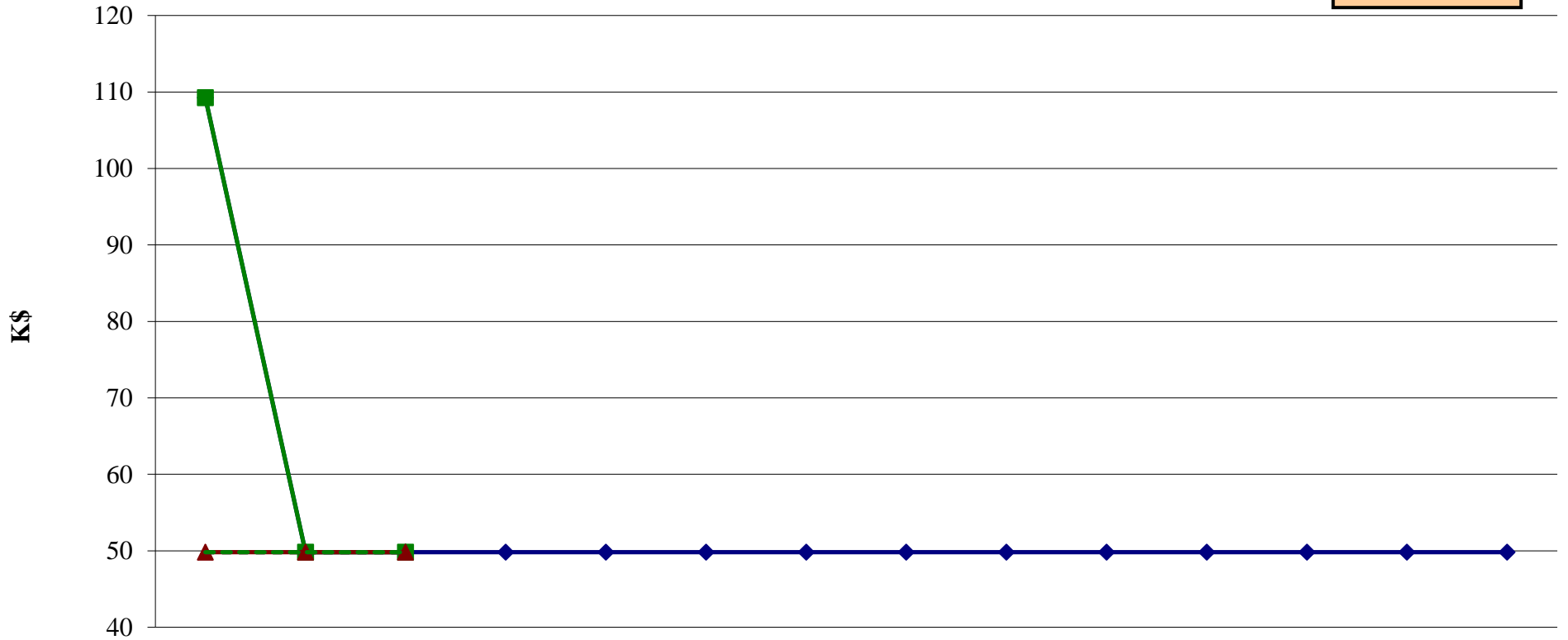
Account
Closed



	Aug-13	Sep-13	Oct-13	Nov-13	Dec-13	Jan-14	Feb-14	Mar-14	Apr-14	May-14	Jun-14	Jul-14	Aug-14	Sep-14
BCWS	647	608	608	608	608	608	608	608	608	608	608	608	608	608
BCWP	647	608	608											
ACWP	608	608	608											
Obligated	608	608	608											
Pending	608	608	608											

12 GeV 1.3.2.1.2.4 CPU & Software Earned Value \$K

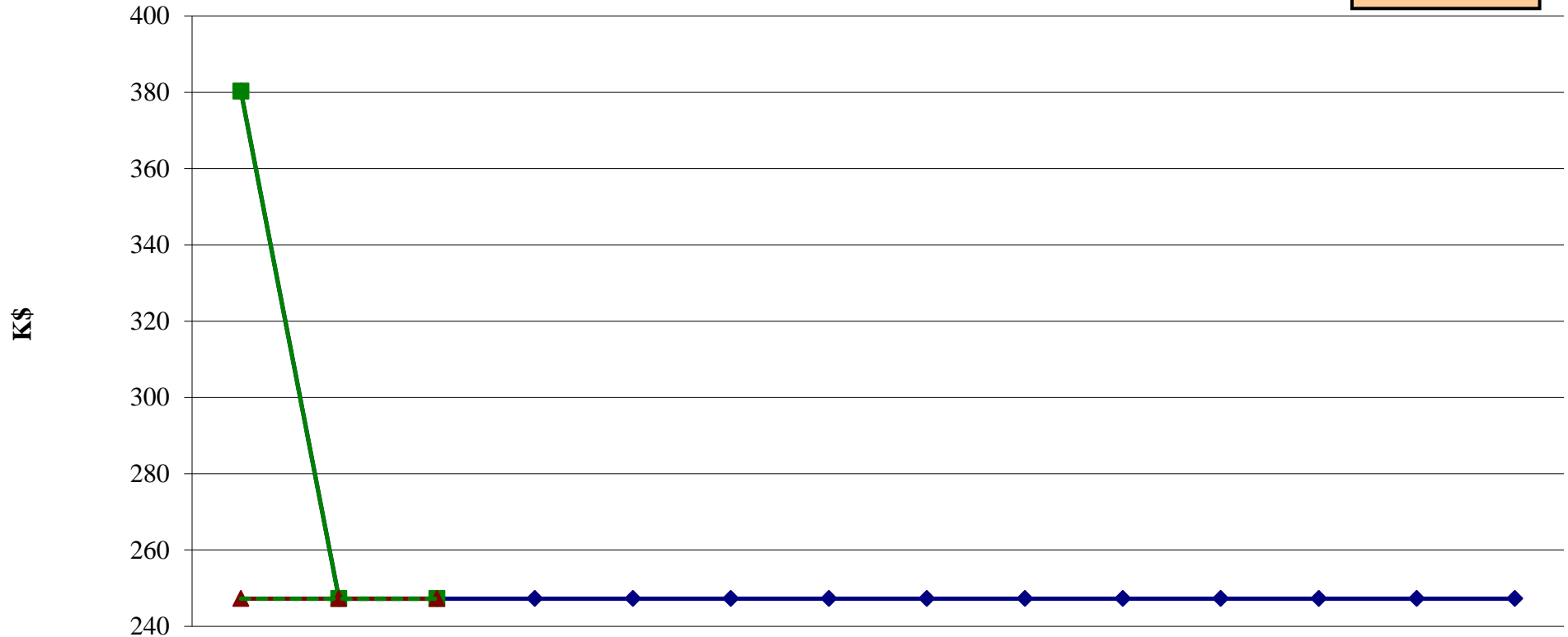
Account
Closed



	Aug-13	Sep-13	Oct-13	Nov-13	Dec-13	Jan-14	Feb-14	Mar-14	Apr-14	May-14	Jun-14	Jul-14	Aug-14	Sep-14
BCWS	109	50	50	50	50	50	50	50	50	50	50	50	50	50
BCWP	109	50	50											
ACWP	50	50	50											
Obligated	50	50	50											
Pending	50	50	50											

12 GeV 1.3.2.1.2.5 Test Stand Earned Value \$K

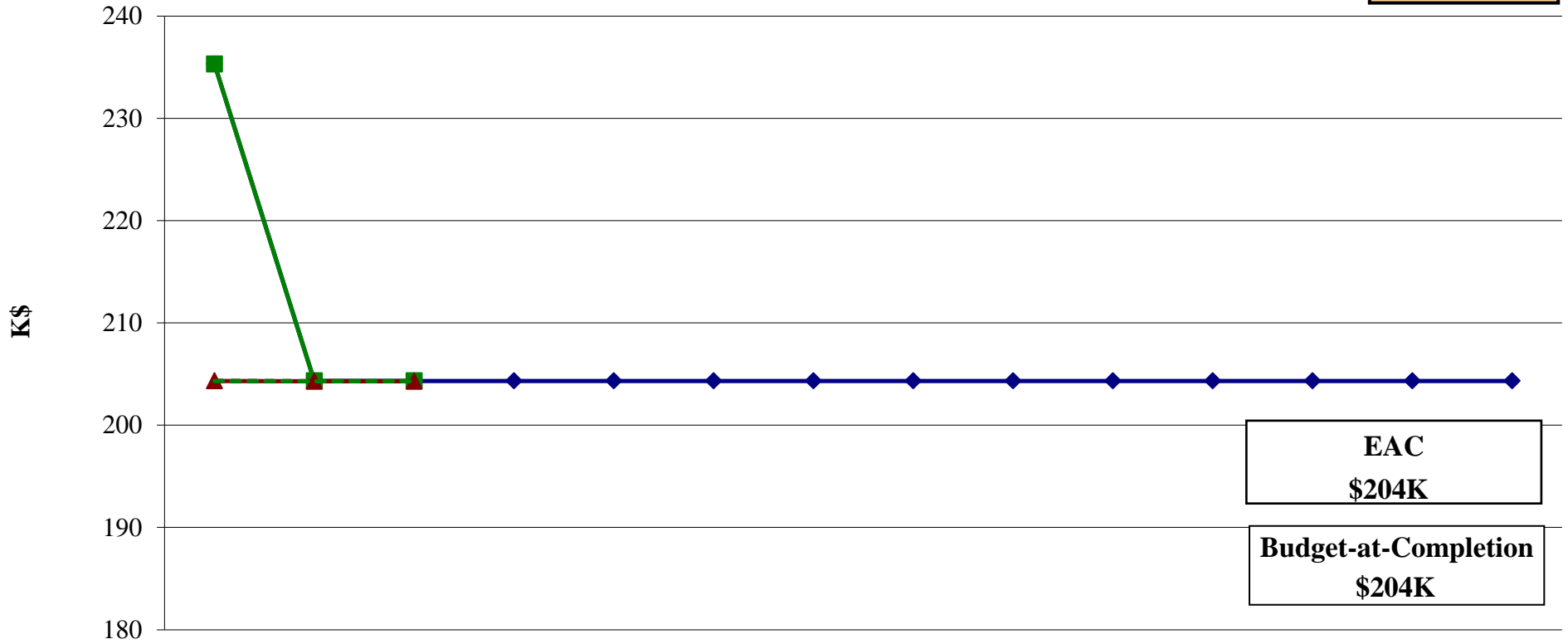
Account
Closed



	Aug-13	Sep-13	Oct-13	Nov-13	Dec-13	Jan-14	Feb-14	Mar-14	Apr-14	May-14	Jun-14	Jul-14	Aug-14	Sep-14
BCWS	380	247	247	247	247	247	247	247	247	247	247	247	247	247
BCWP	380	247	247											
ACWP	247	247	247											
Obligated	247	247	247											
Pending	247	247	247											

12 GeV 1.3.2.1.2.7 HPAs Earned Value \$K

**Account
Closed**

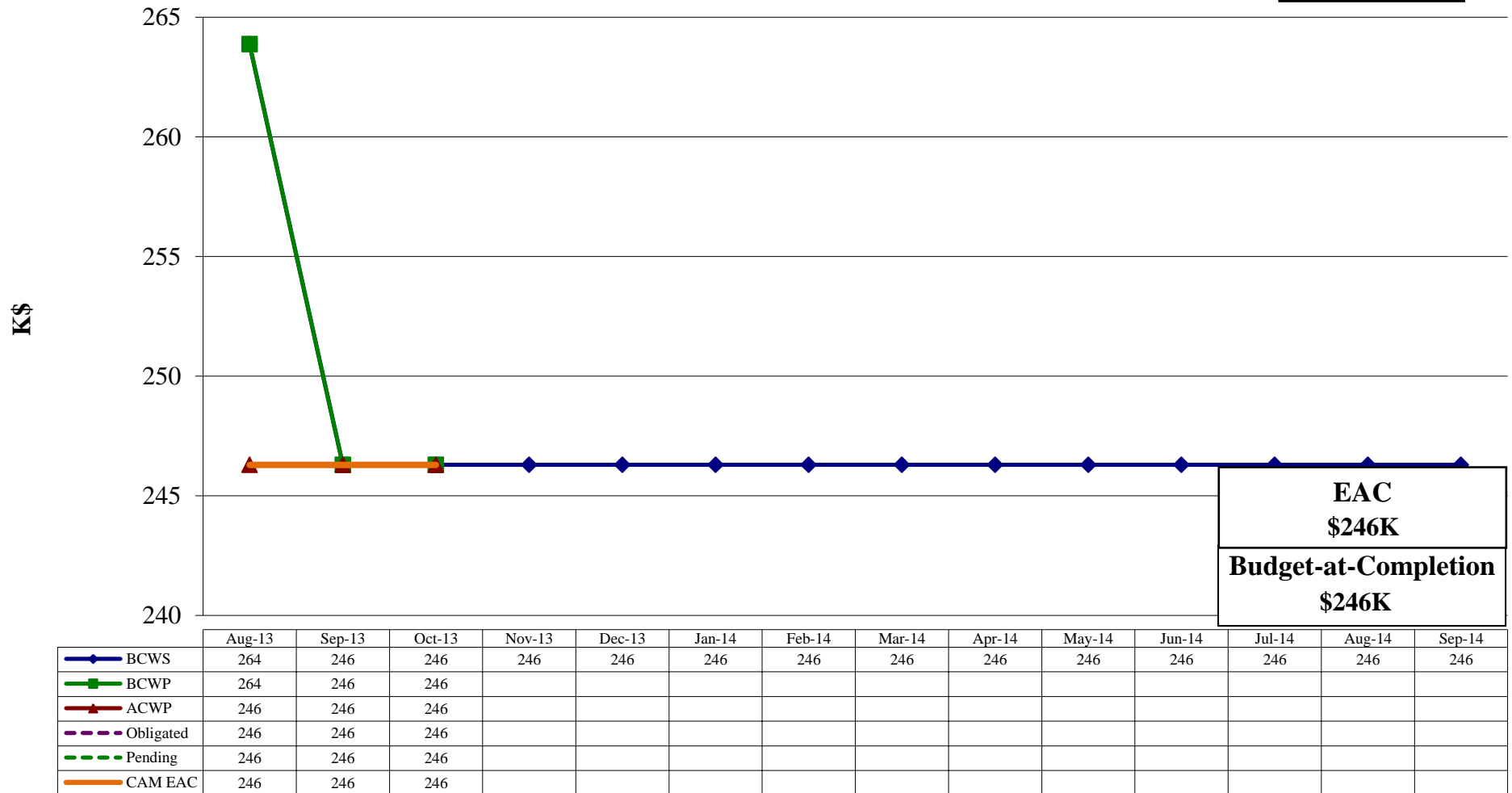


	Aug-13	Sep-13	Oct-13	Nov-13	Dec-13	Jan-14	Feb-14	Mar-14	Apr-14	May-14	Jun-14	Jul-14	Aug-14	Sep-14
BCWS	235	204	204	204	204	204	204	204	204	204	204	204	204	204
BCWP	235	204	204											
ACWP	204	204	204											
Obligated	204	204	204											
Pending	204	204	204											

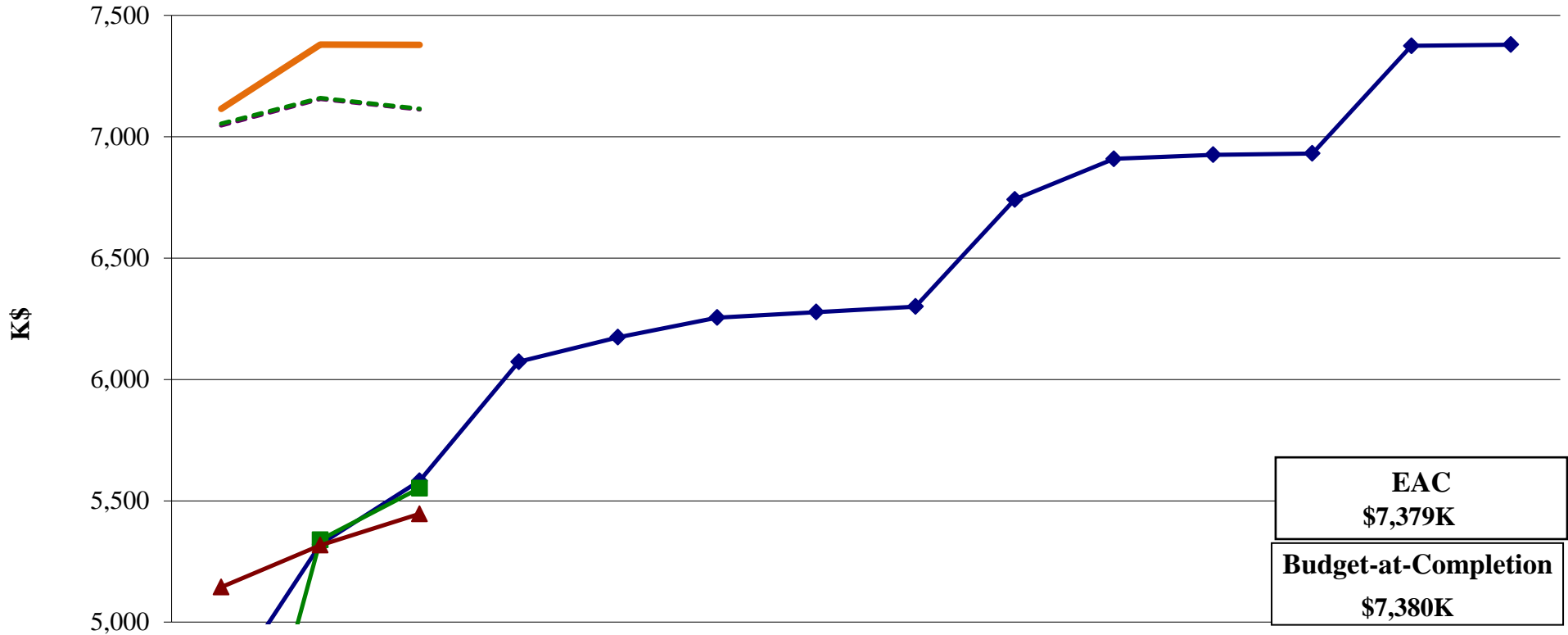
12 GeV 1.3.2.1.3 RF Installation & System Commissioning

Earned Value \$K

Account Closed



12 GeV 1.3.2.2 Magnet Power Earned Value \$K

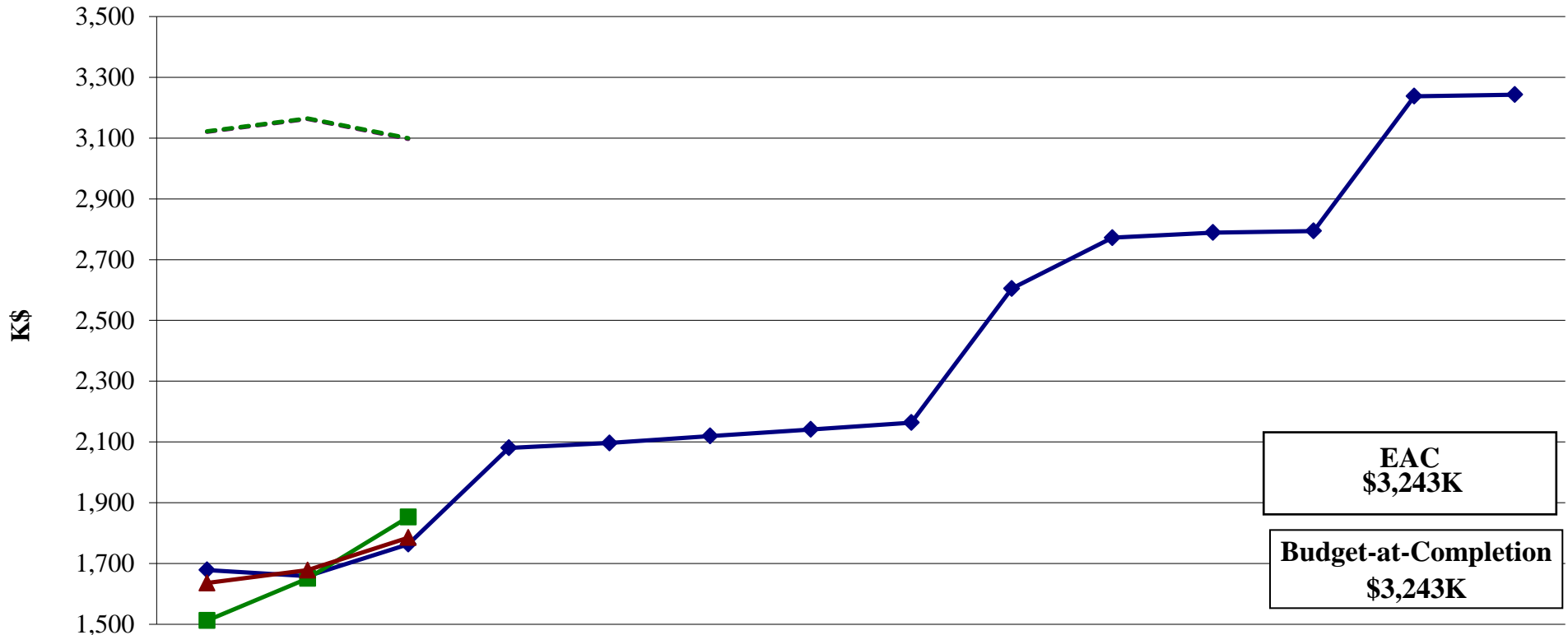


	Aug-13	Sep-13	Oct-13	Nov-13	Dec-13	Jan-14	Feb-14	Mar-14	Apr-14	May-14	Jun-14	Jul-14	Aug-14	Sep-14
BCWS	4,699	5,321	5,582	6,073	6,174	6,255	6,278	6,300	6,742	6,909	6,925	6,931	7,374	7,380
BCWP	3,838	5,340	5,552											
ACWP	5,144	5,317	5,446											
Obligated	7,046	7,155	7,112											
Pending	7,054	7,160	7,115											
CAM EAC	7,115	7,380	7,379											

EAC
\$7,379K

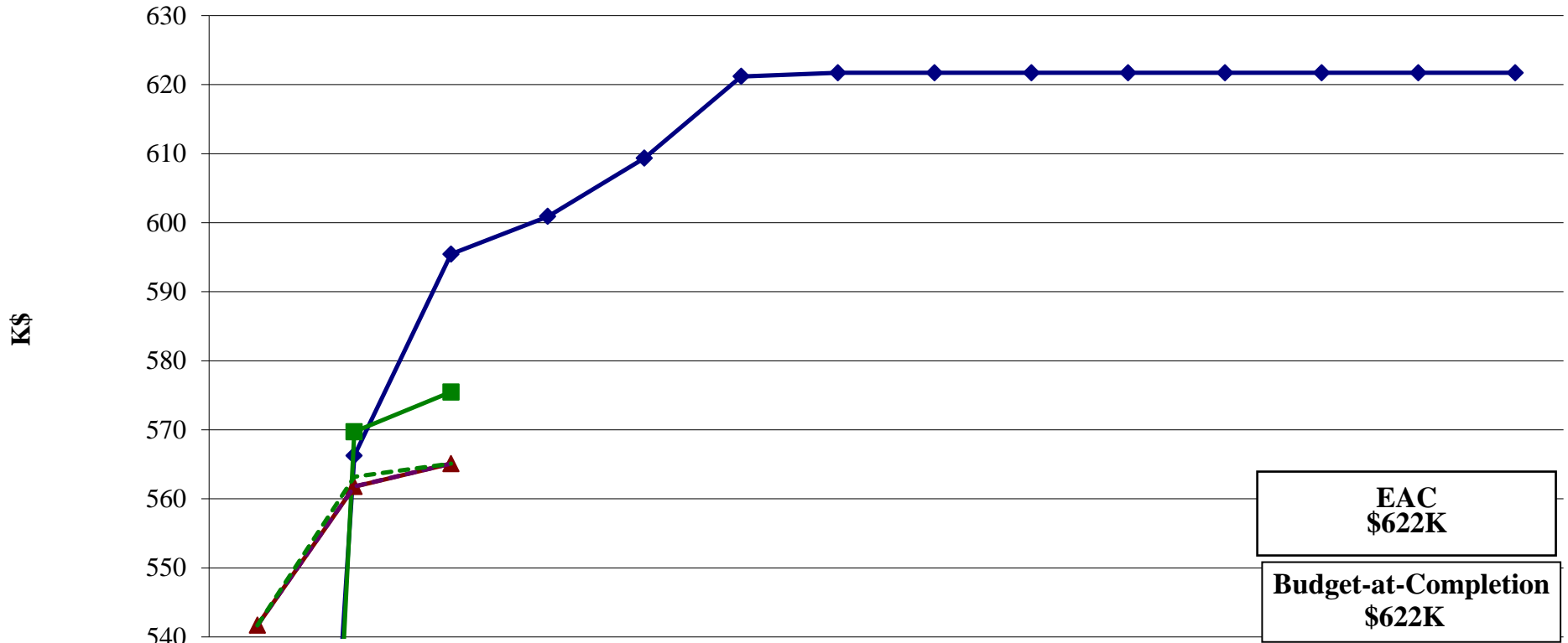
Budget-at-Completion
\$7,380K

12 GeV 1.3.2.2.1 Box Supplies Earned Value \$K



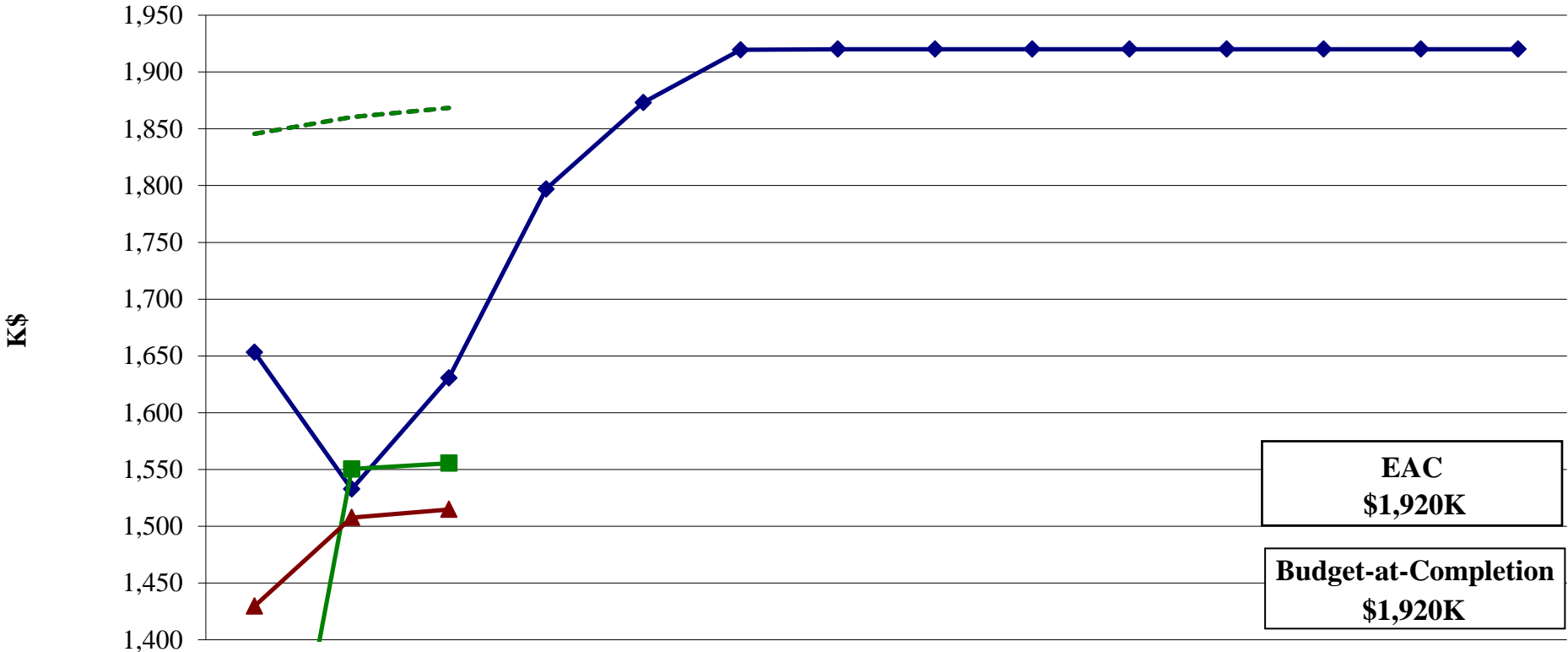
	Aug-13	Sep-13	Oct-13	Nov-13	Dec-13	Jan-14	Feb-14	Mar-14	Apr-14	May-14	Jun-14	Jul-14	Aug-14	Sep-14
BCWS	1,678	1,658	1,763	2,080	2,097	2,119	2,141	2,164	2,605	2,772	2,789	2,794	3,238	3,243
BCWP	1,512	1,651	1,853											
ACWP	1,636	1,678	1,785											
Obligated	3,121	3,163	3,097											
Pending	3,122	3,165	3,100											

12 GeV 1.3.2.2.2 Magnet Shunts Earned Value \$K



	Aug-13	Sep-13	Oct-13	Nov-13	Dec-13	Jan-14	Feb-14	Mar-14	Apr-14	May-14	Jun-14	Jul-14	Aug-14	Sep-14
BCWS	350	566	595	601	609	621	622	622	622	622	622	622	622	622
BCWP	290	570	575											
ACWP	542	562	565											
Obligated	542	562	565											
Pending	542	563	565											

12 GeV 1.3.2.2.3 Trims Earned Value \$K

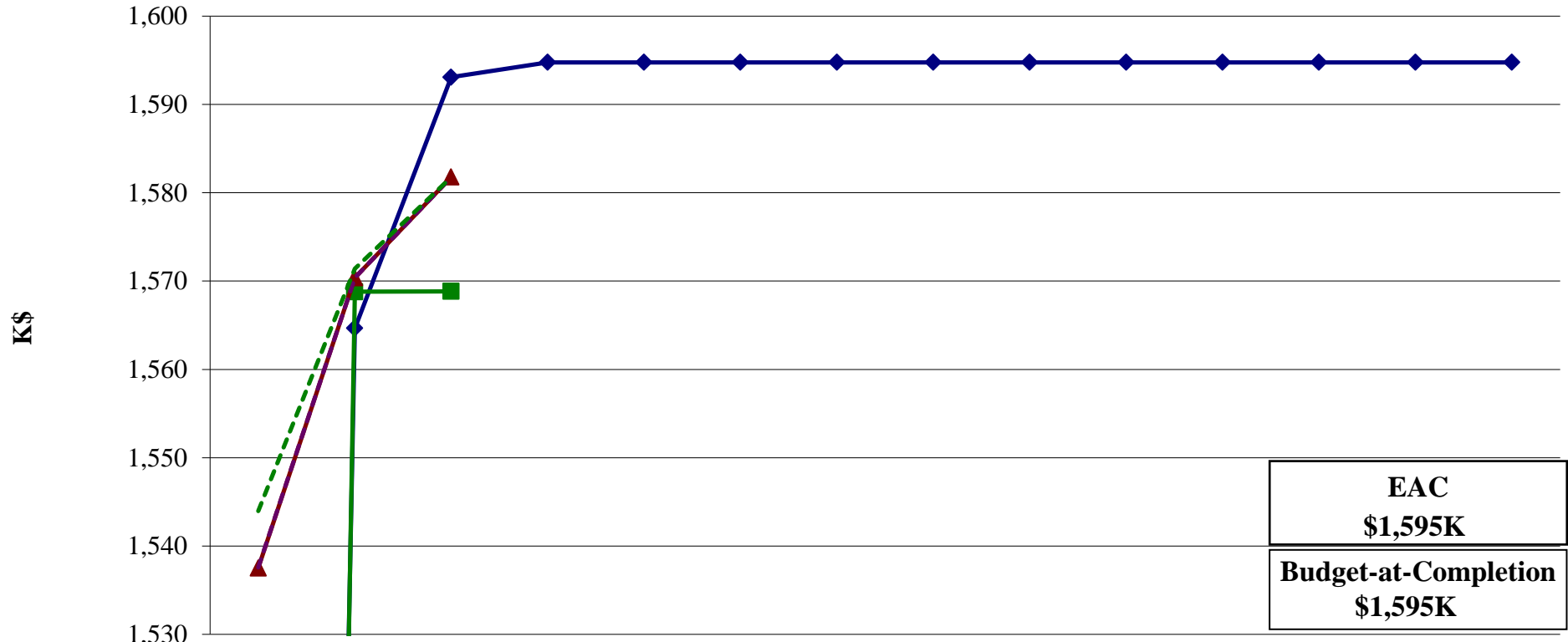


	Aug-13	Sep-13	Oct-13	Nov-13	Dec-13	Jan-14	Feb-14	Mar-14	Apr-14	May-14	Jun-14	Jul-14	Aug-14	Sep-14
BCWS	1,653	1,533	1,631	1,797	1,873	1,920	1,920	1,920	1,920	1,920	1,920	1,920	1,920	1,920
BCWP	1,094	1,550	1,555											
ACWP	1,430	1,508	1,515											
Obligated	1,846	1,860	1,868											
Pending	1,846	1,860	1,868											

EAC
\$1,920K

Budget-at-Completion
\$1,920K

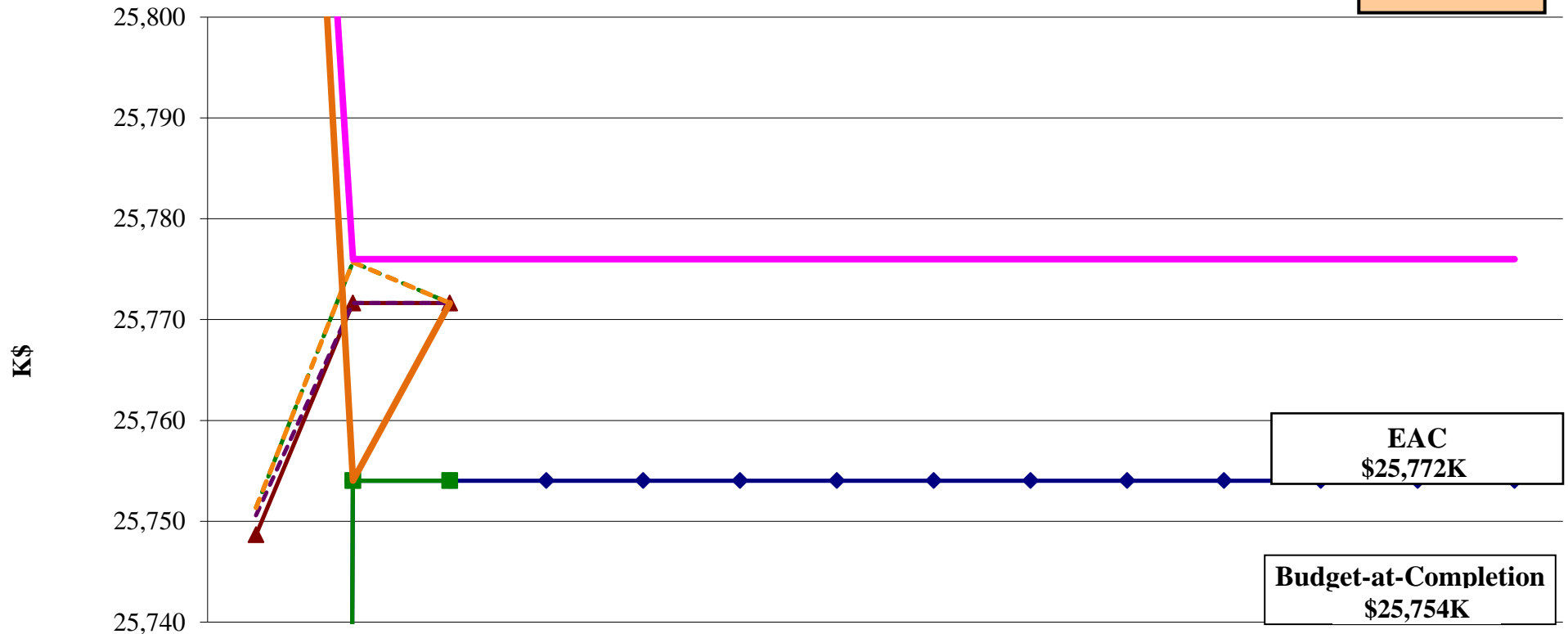
12 GeV 1.3.2.2.4 Installation Earned Value \$K



	Aug-13	Sep-13	Oct-13	Nov-13	Dec-13	Jan-14	Feb-14	Mar-14	Apr-14	May-14	Jun-14	Jul-14	Aug-14	Sep-14
BCWS	1,018	1,565	1,593	1,595	1,595	1,595	1,595	1,595	1,595	1,595	1,595	1,595	1,595	1,595
BCWP	942	1,569	1,569											
ACWP	1,538	1,570	1,582											
Obligated	1,538	1,570	1,582											
Pending	1,544	1,571	1,582											

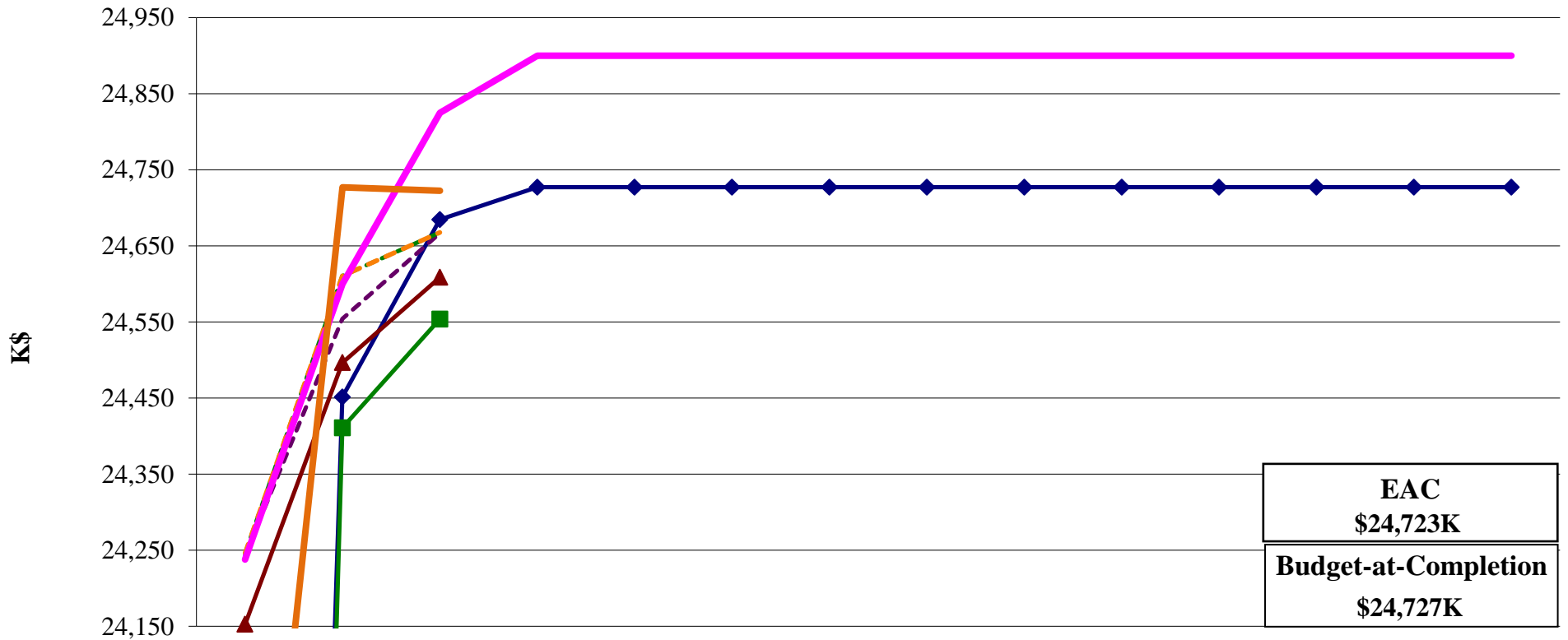
12 GeV 1.3.3 Cryogenics Earned Value \$K

Account
Closed



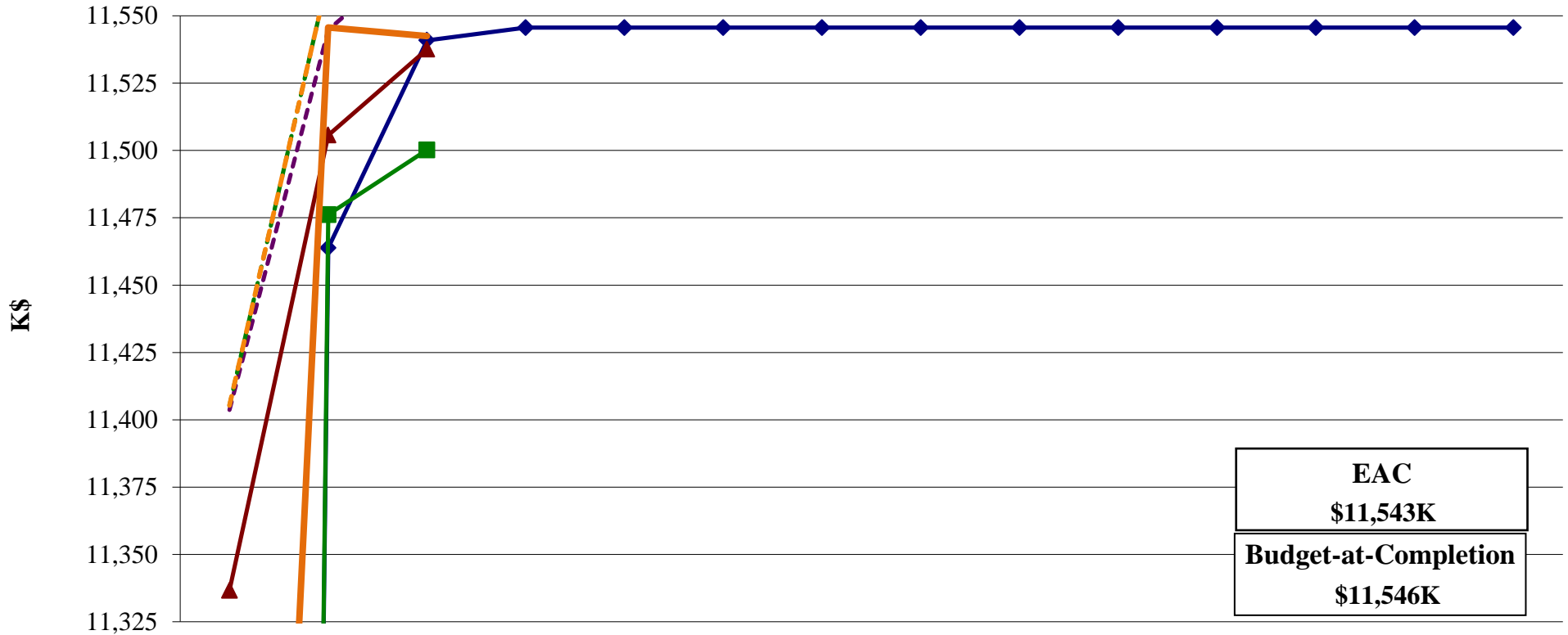
	Aug-13	Sep-13	Oct-13	Nov-13	Dec-13	Jan-14	Feb-14	Mar-14	Apr-14	May-14	Jun-14	Jul-14	Aug-14	Sep-14
BCWS	23,496	25,754	25,754	25,754	25,754	25,754	25,754	25,754	25,754	25,754	25,754	25,754	25,754	25,754
BCWP	23,479	25,754	25,754											
ACWP	25,749	25,772	25,772											
Obligated	25,751	25,772	25,772											
Pending	25,751	25,776	25,772											
NOFUND & FY15 PRs	25,751	25,776	25,772											
Funding	25,926	25,776	25,776	25,776	25,776	25,776	25,776	25,776	25,776	25,776	25,776	25,776	25,776	25,776
CAM EAC	25,926	25,754	25,772											

12 GeV 1.3.4 Beam Transport Earned Value \$K



	Aug-13	Sep-13	Oct-13	Nov-13	Dec-13	Jan-14	Feb-14	Mar-14	Apr-14	May-14	Jun-14	Jul-14	Aug-14	Sep-14
BCWS	20,529	24,451	24,685	24,727	24,727	24,727	24,727	24,727	24,727	24,727	24,727	24,727	24,727	24,727
BCWP	20,056	24,411	24,554											
ACWP	24,153	24,497	24,609											
Obligated	24,244	24,554	24,667											
Pending	24,246	24,611	24,668											
NOFUND & FY15 PRs	24,246	24,611	24,668											
Funding	24,238	24,600	24,825	24,900	24,900	24,900	24,900	24,900	24,900	24,900	24,900	24,900	24,900	24,900
CAM EAC	23,538	24,727	24,723											

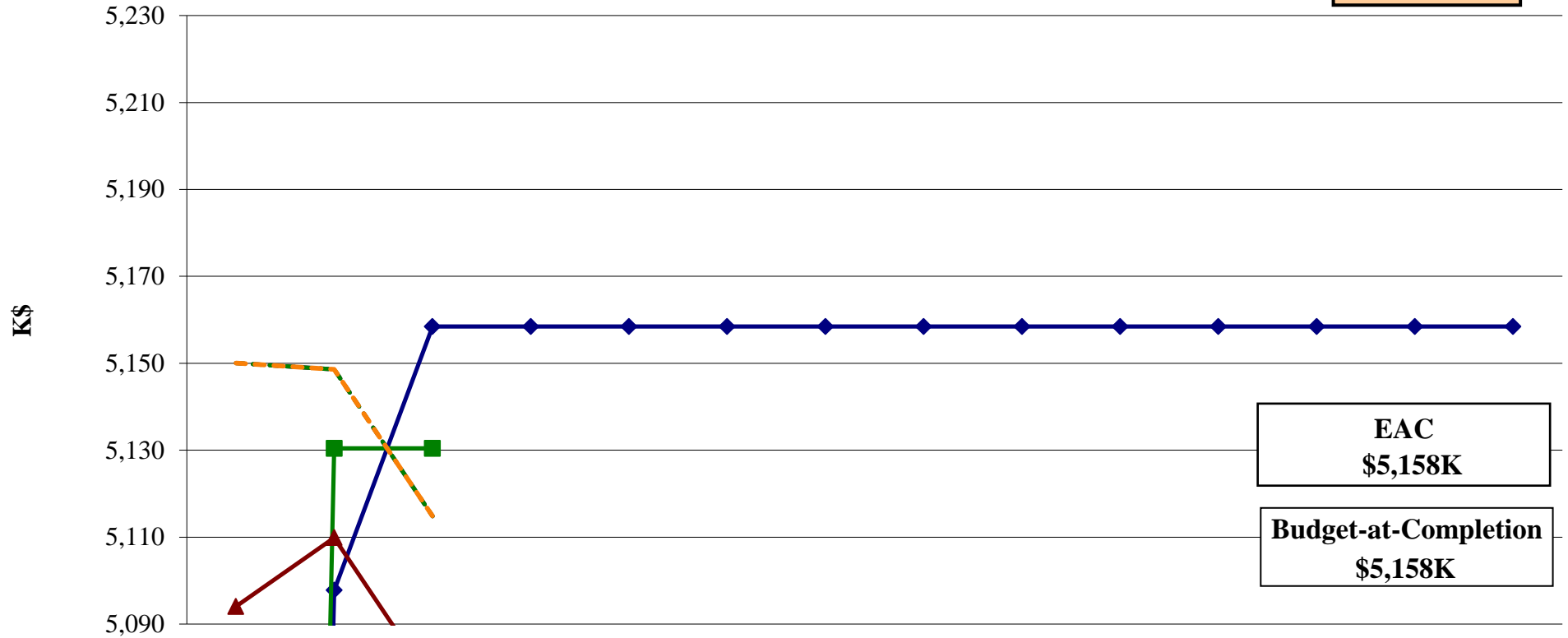
12 GeV 1.3.4.1 Spreaders & Recombiners Earned Value \$K



	Aug-13	Sep-13	Oct-13	Nov-13	Dec-13	Jan-14	Feb-14	Mar-14	Apr-14	May-14	Jun-14	Jul-14	Aug-14	Sep-14
BCWS	8,438	11,464	11,541	11,546	11,546	11,546	11,546	11,546	11,546	11,546	11,546	11,546	11,546	11,546
BCWP	8,308	11,476	11,500											
ACWP	11,337	11,506	11,538											
Obligated	11,404	11,545	11,577											
Pending	11,405	11,565	11,577											
NOFUND & FY15 PRs	11,405	11,565	11,577											
CAME EAC	10,794	11,546	11,543											

12 GeV 1.3.4.1.1 Dipoles Earned Value \$K

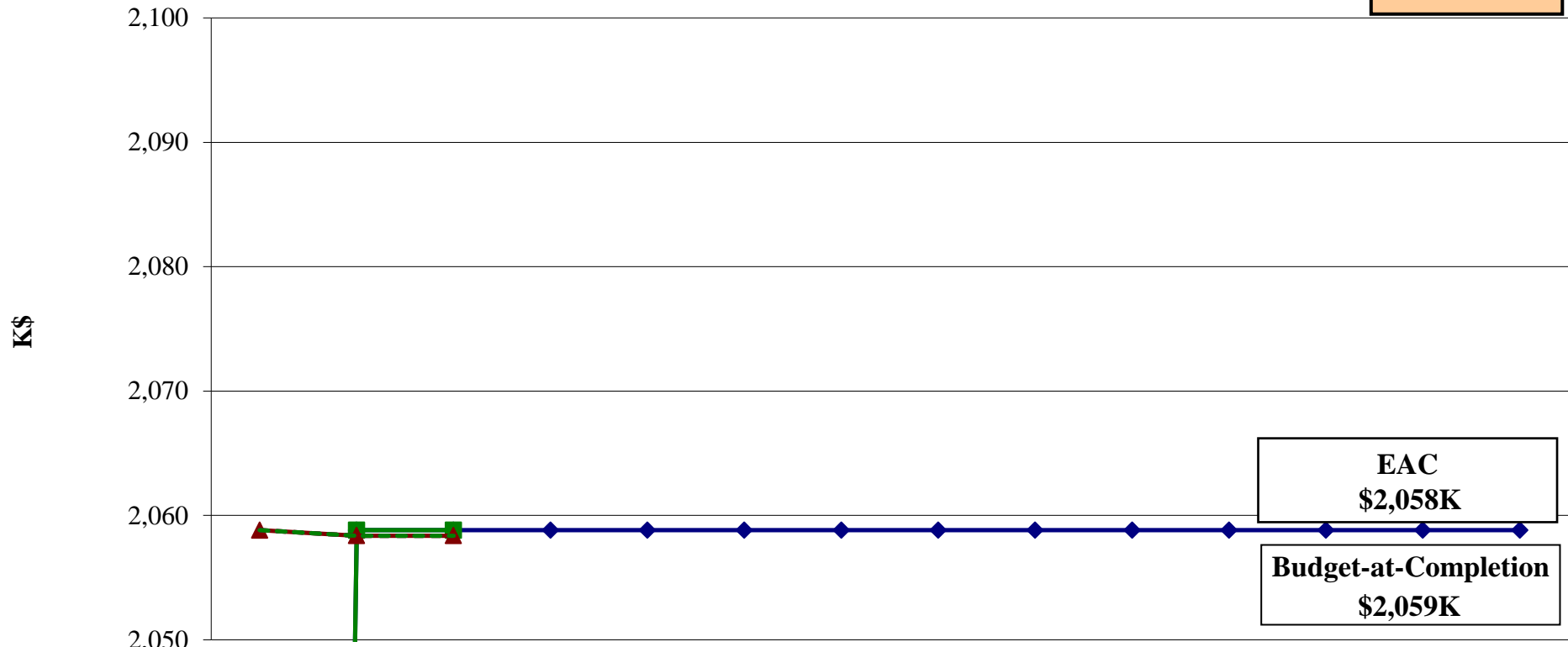
**Account
Closed**



	Aug-13	Sep-13	Oct-13	Nov-13	Dec-13	Jan-14	Feb-14	Mar-14	Apr-14	May-14	Jun-14	Jul-14	Aug-14	Sep-14
BCWS	4,169	5,098	5,158	5,158	5,158	5,158	5,158	5,158	5,158	5,158	5,158	5,158	5,158	5,158
BCWP	4,103	5,130	5,130											
ACWP	5,094	5,110	5,076											
Obligated	5,150	5,149	5,115											
Pending	5,150	5,149	5,115											
NOFUND & FY15 PRs	5,150	5,149	5,115											

12 GeV 1.3.4.1.4 Stands Earned Value \$K

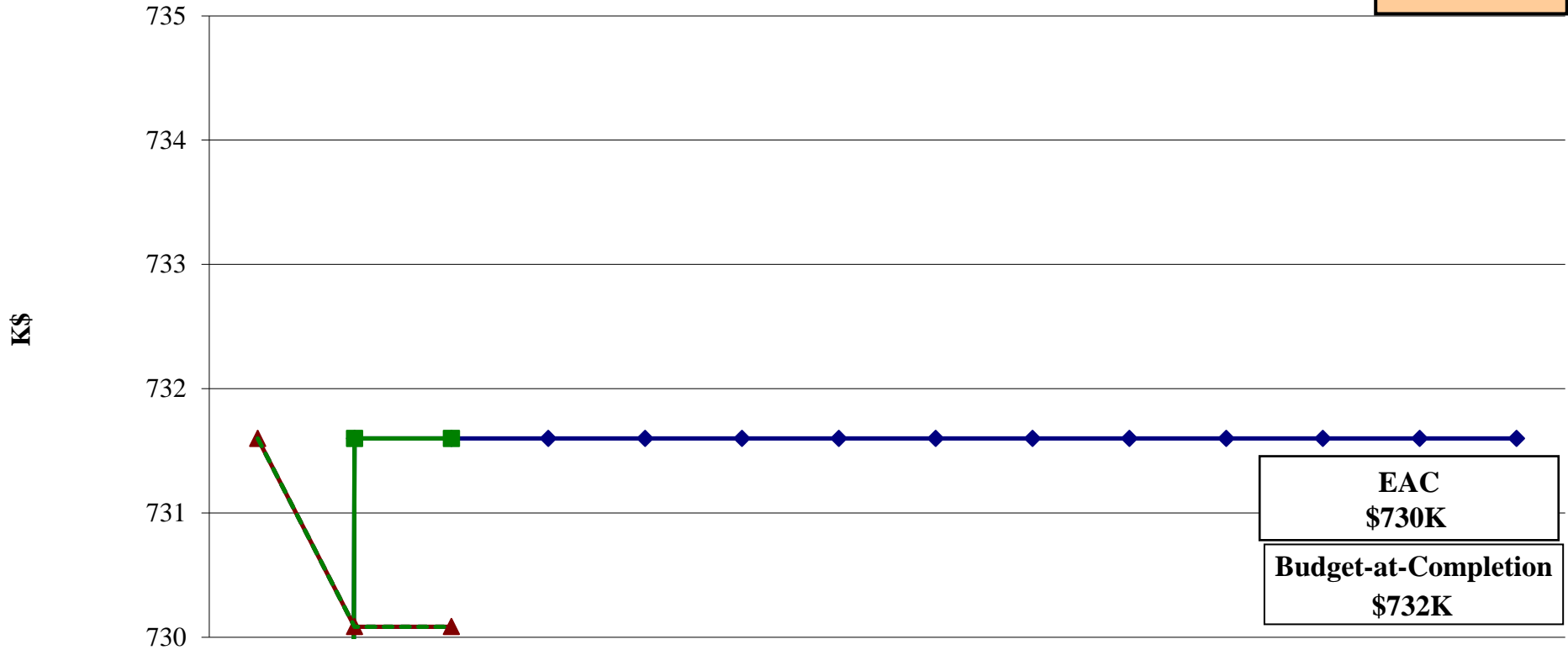
**Account
Closed**



	Aug-13	Sep-13	Oct-13	Nov-13	Dec-13	Jan-14	Feb-14	Mar-14	Apr-14	May-14	Jun-14	Jul-14	Aug-14	Sep-14
BCWS	1,550	2,059	2,059	2,059	2,059	2,059	2,059	2,059	2,059	2,059	2,059	2,059	2,059	2,059
BCWP	1,550	2,059	2,059											
ACWP	2,059	2,058	2,058											
Obligated	2,059	2,058	2,058											
Pending	2,059	2,058	2,058											

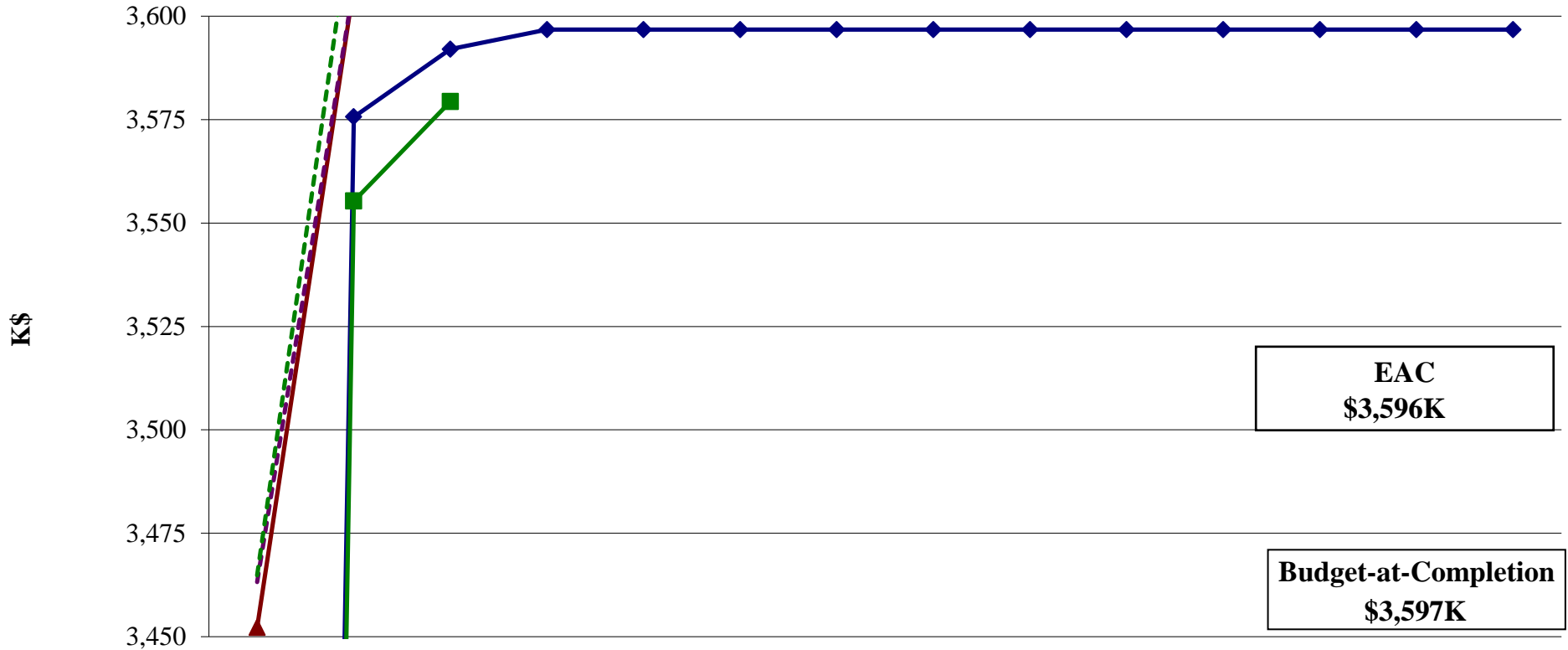
12 GeV 1.3.4.1.6 Vacuum Earned Value \$K

**Account
Closed**



	Aug-13	Sep-13	Oct-13	Nov-13	Dec-13	Jan-14	Feb-14	Mar-14	Apr-14	May-14	Jun-14	Jul-14	Aug-14	Sep-14
BCWS	466	732	732	732	732	732	732	732	732	732	732	732	732	732
BCWP	466	732	732											
ACWP	732	730	730											
Obligated	732	730	730											
Pending	732	730	730											

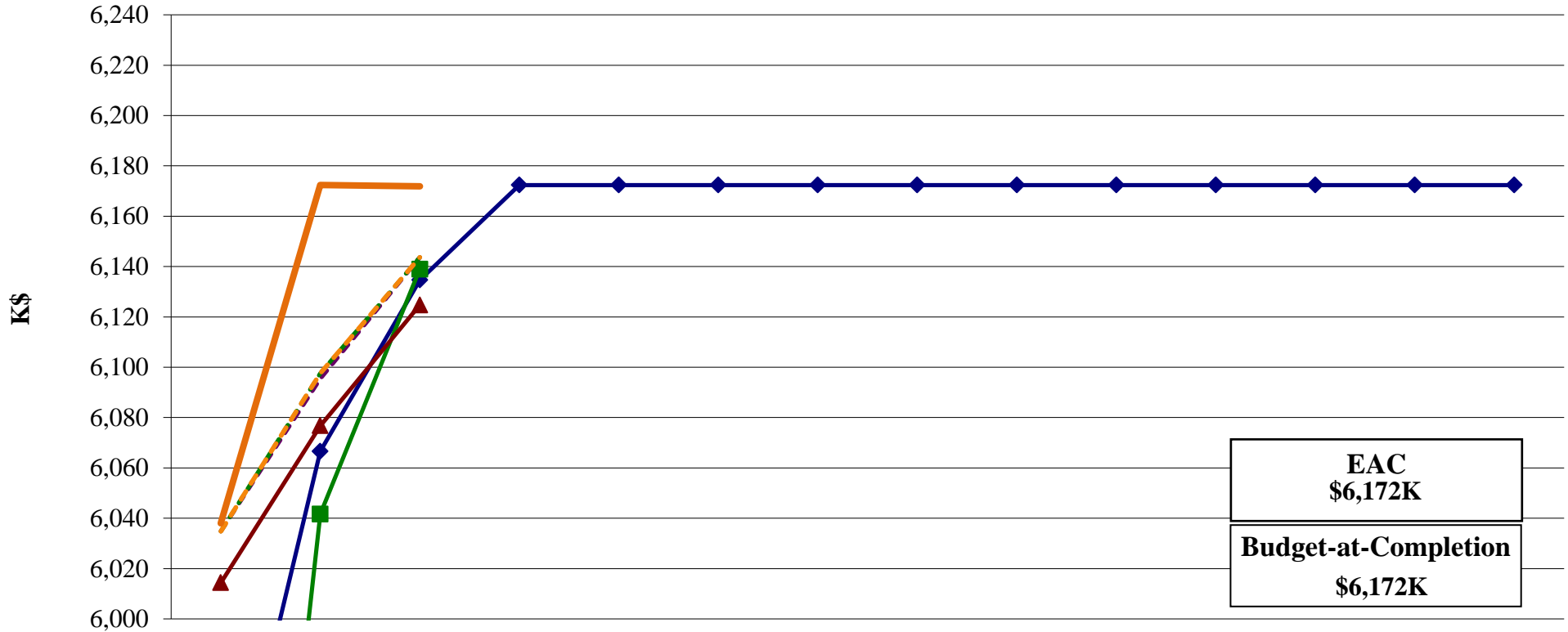
12 GeV 1.3.4.1.7 Installation Earned Value \$K



	Aug-13	Sep-13	Oct-13	Nov-13	Dec-13	Jan-14	Feb-14	Mar-14	Apr-14	May-14	Jun-14	Jul-14	Aug-14	Sep-14
BCWS	2,253	3,576	3,592	3,597	3,597	3,597	3,597	3,597	3,597	3,597	3,597	3,597	3,597	3,597
BCWP	2,189	3,555	3,579											
ACWP	3,452	3,607	3,673											
Obligated	3,463	3,608	3,673											
Pending	3,465	3,628	3,673											

12 GeV 1.3.4.2 Existing Arcs (1-9, A, B, & C)

Earned Value \$K

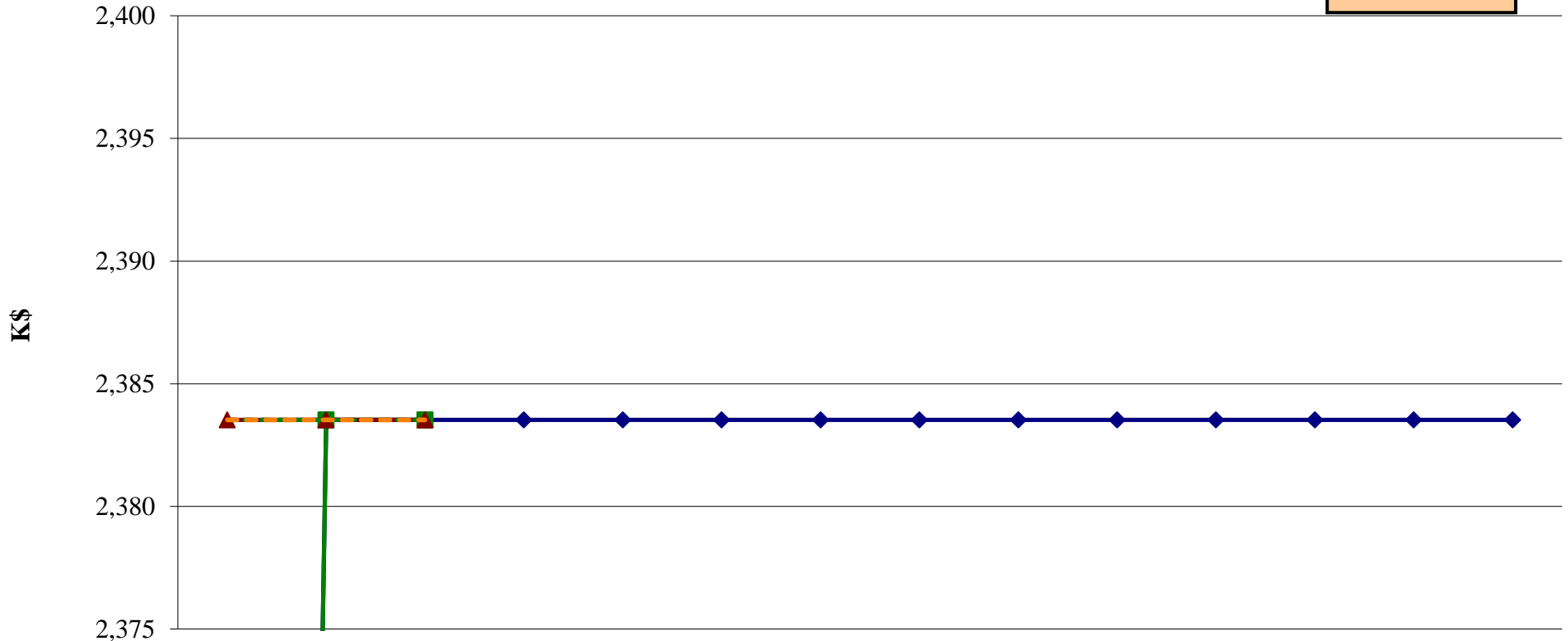


EAC \$6,172K
Budget-at-Completion \$6,172K

	Aug-13	Sep-13	Oct-13	Nov-13	Dec-13	Jan-14	Feb-14	Mar-14	Apr-14	May-14	Jun-14	Jul-14	Aug-14	Sep-14
BCWS	5,902	6,067	6,135	6,172	6,172	6,172	6,172	6,172	6,172	6,172	6,172	6,172	6,172	6,172
BCWP	5,686	6,042	6,139											
ACWP	6,014	6,077	6,125											
Obligated	6,035	6,095	6,144											
Pending	6,035	6,098	6,144											
NOFUND & FY15 PRs	6,035	6,098	6,144											
CAM EAC	6,038	6,172	6,172											

12 GeV 1.3.4.2.1 Dipoles Earned Value \$K

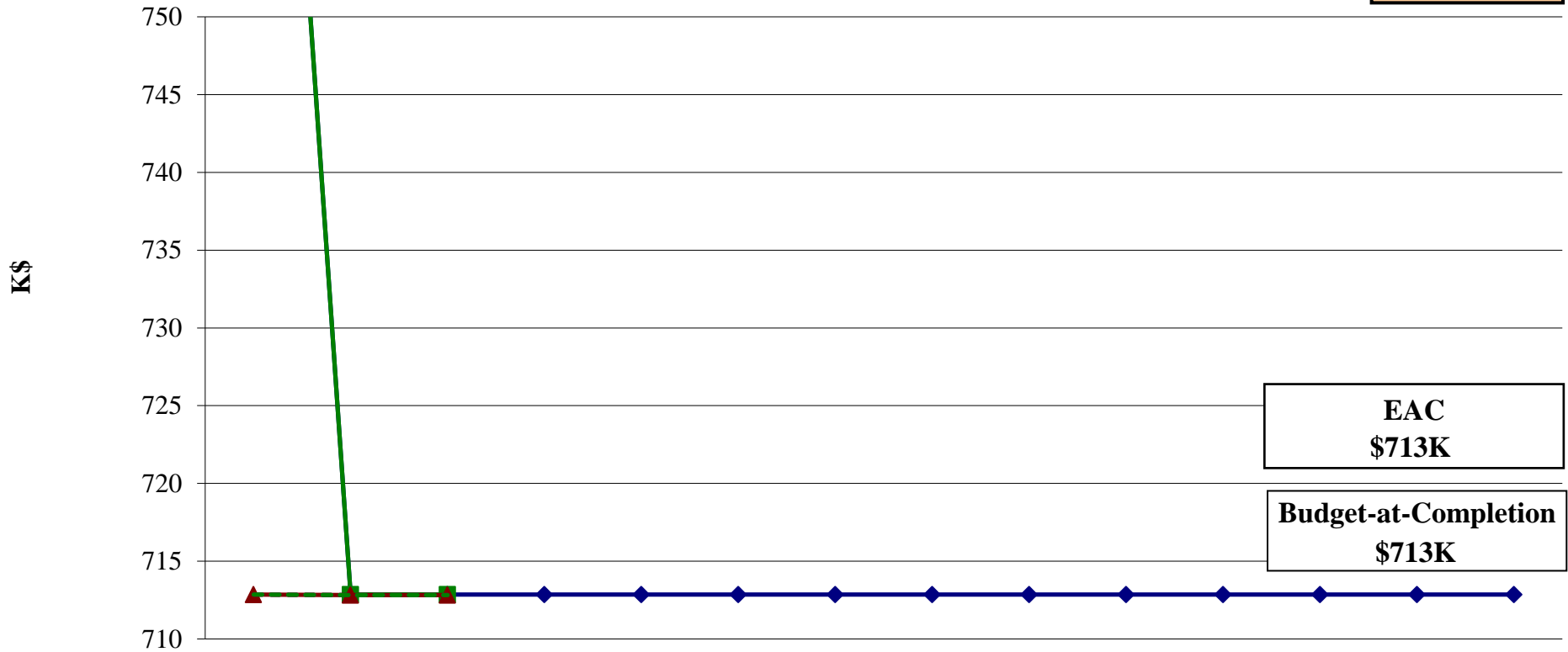
Account
Closed



	Aug-13	Sep-13	Oct-13	Nov-13	Dec-13	Jan-14	Feb-14	Mar-14	Apr-14	May-14	Jun-14	Jul-14	Aug-14	Sep-14
BCWS	2,146	2,384	2,384	2,384	2,384	2,384	2,384	2,384	2,384	2,384	2,384	2,384	2,384	2,384
BCWP	2,146	2,384	2,384											
ACWP	2,384	2,384	2,384											
Obligated	2,384	2,384	2,384											
Pending	2,384	2,384	2,384											
NOFUND & FY15 PRs	2,384	2,384	2,384											

12 GeV 1.3.4.2.2 Quadrupoles Earned Value \$K

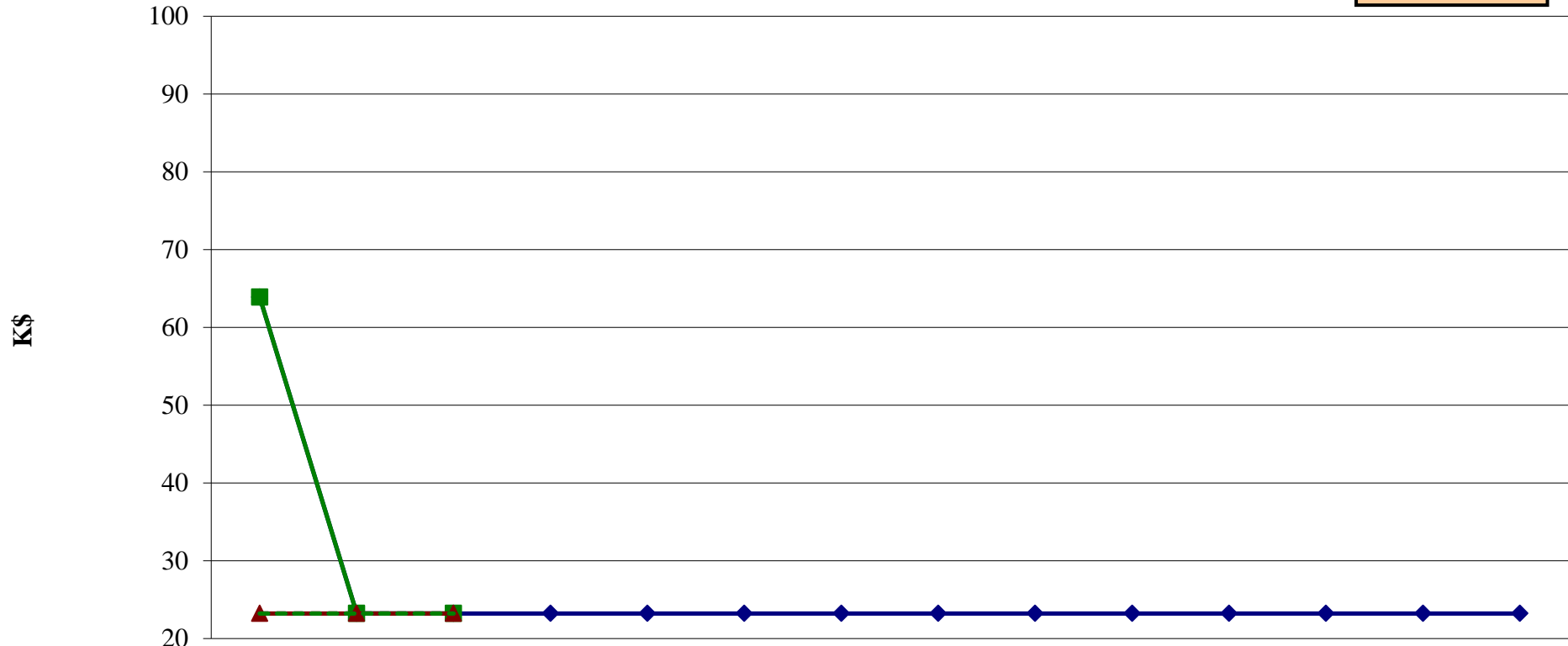
**Account
Closed**



	Aug-13	Sep-13	Oct-13	Nov-13	Dec-13	Jan-14	Feb-14	Mar-14	Apr-14	May-14	Jun-14	Jul-14	Aug-14	Sep-14
BCWS	802	713	713	713	713	713	713	713	713	713	713	713	713	713
BCWP	802	713	713											
ACWP	713	713	713											
Obligated	713	713	713											
Pending	713	713	713											

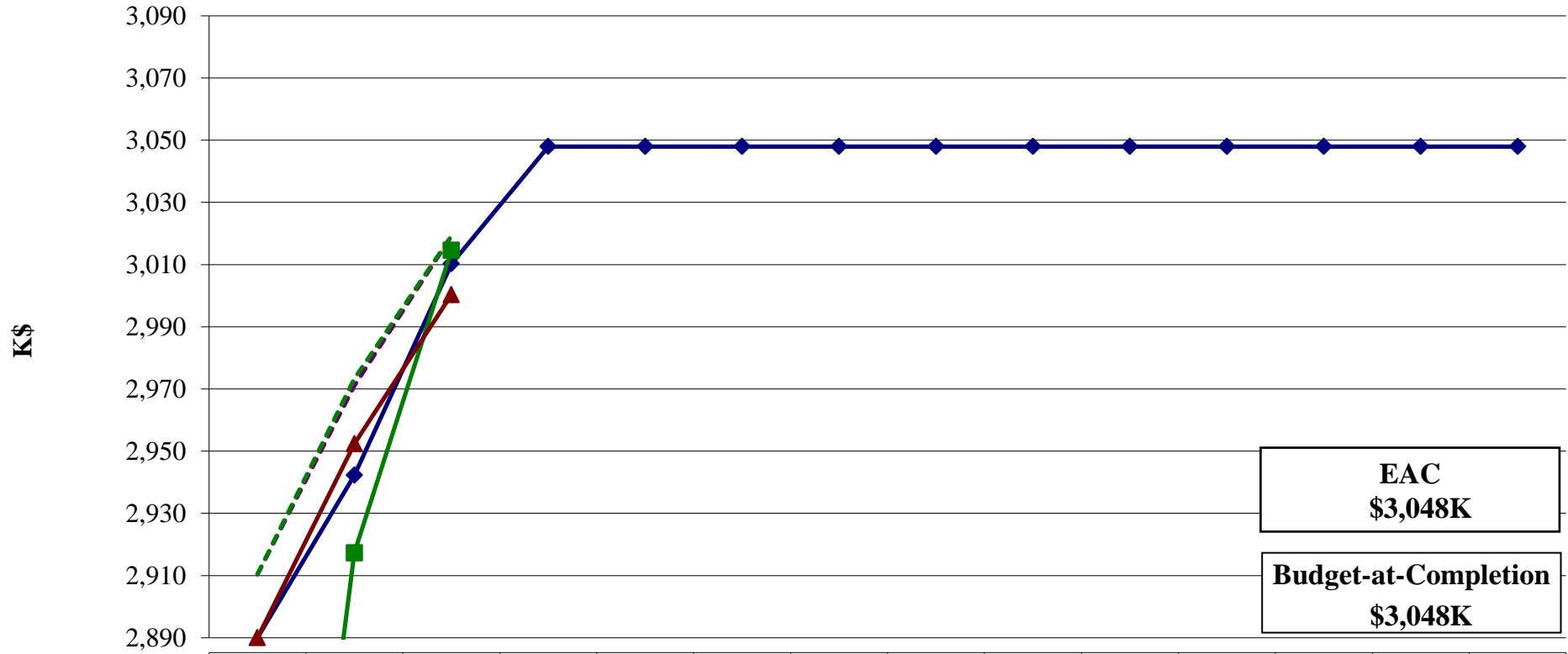
12 GeV 1.3.4.2.4 Stands & Girders Earned Value \$K

Account Closed



	Aug-13	Sep-13	Oct-13	Nov-13	Dec-13	Jan-14	Feb-14	Mar-14	Apr-14	May-14	Jun-14	Jul-14	Aug-14	Sep-14
BCWS	64	23	23	23	23	23	23	23	23	23	23	23	23	23
BCWP	64	23	23											
ACWP	23	23	23											
Obligated	23	23	23											
Pending	23	23	23											

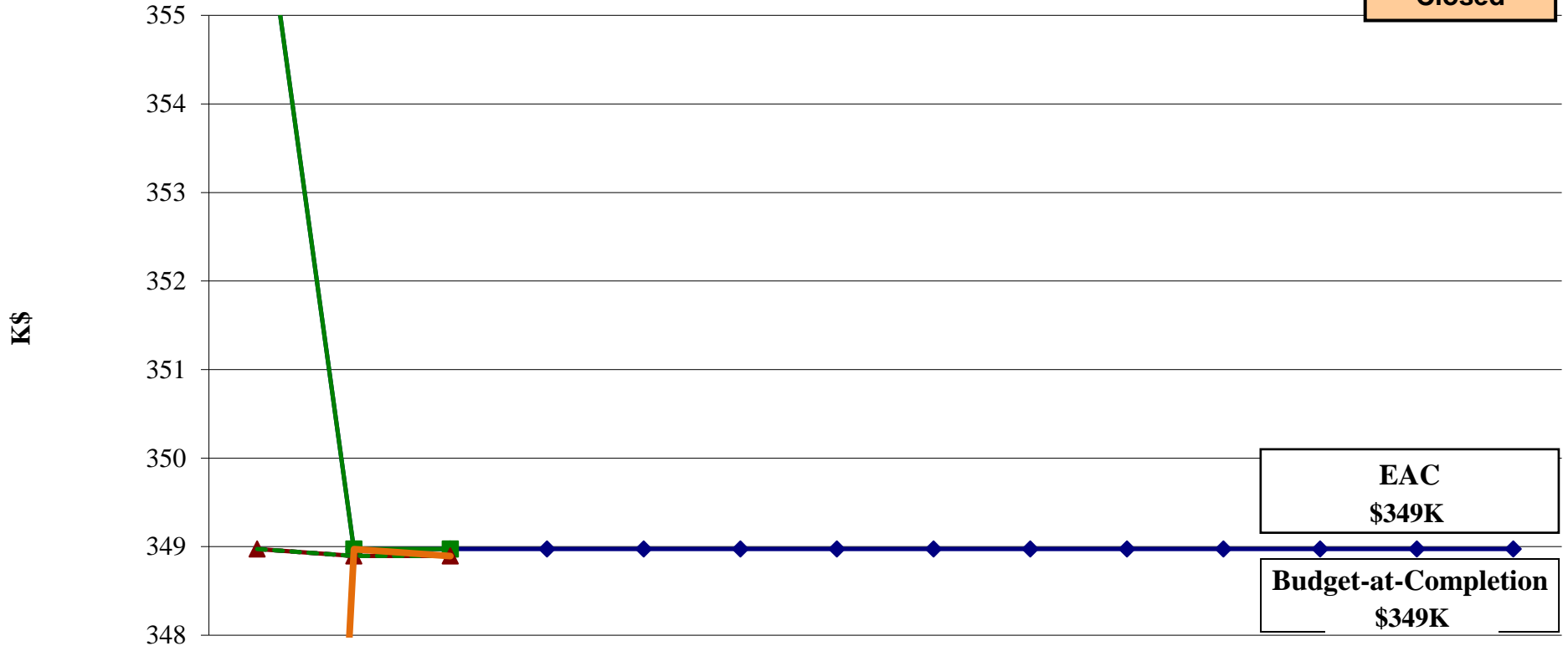
12 GeV 1.3.4.2.7 Installation Earned Value \$K



	Aug-13	Sep-13	Oct-13	Nov-13	Dec-13	Jan-14	Feb-14	Mar-14	Apr-14	May-14	Jun-14	Jul-14	Aug-14	Sep-14
BCWS	2,890	2,942	3,010	3,048	3,048	3,048	3,048	3,048	3,048	3,048	3,048	3,048	3,048	3,048
BCWP	2,674	2,917	3,015											
ACWP	2,890	2,952	3,000											
Obligated	2,910	2,971	3,019											
Pending	2,910	2,973	3,019											

12 GeV 1.3.4.3 Linacs Earned Value \$K

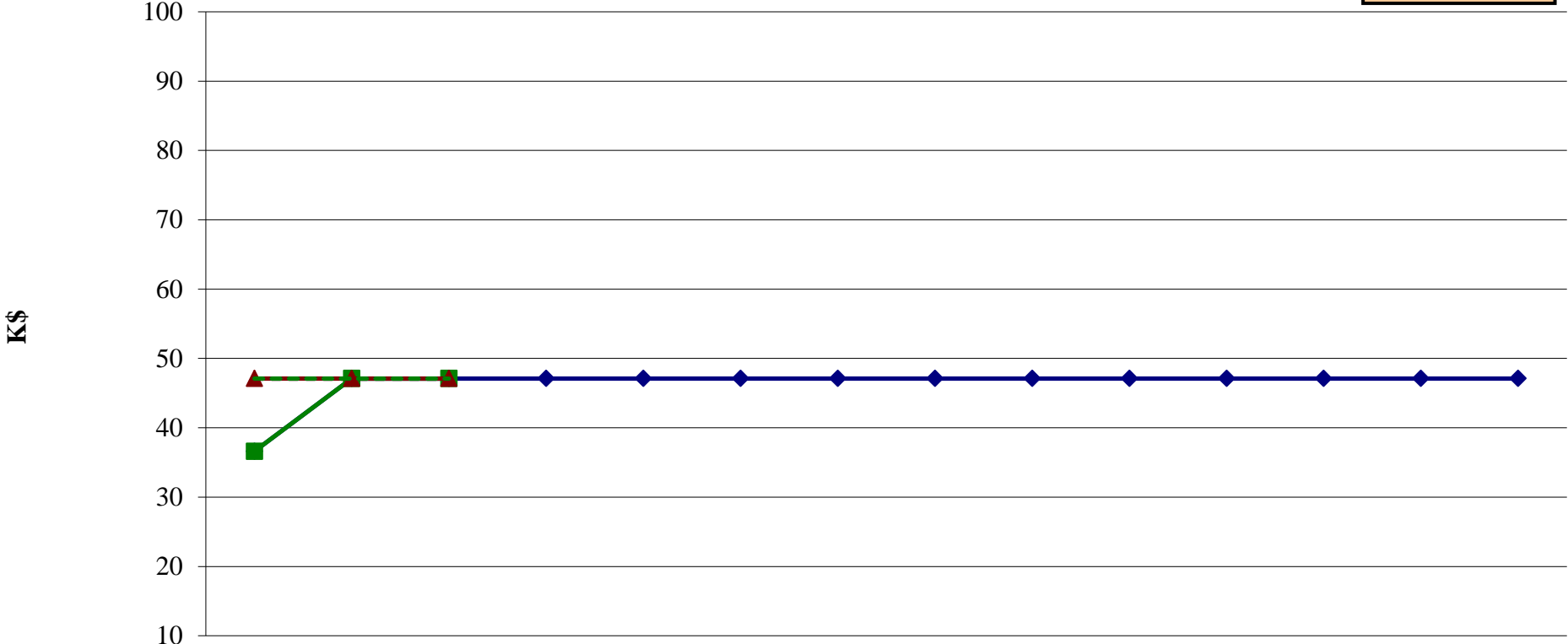
**Account
Closed**



	Aug-13	Sep-13	Oct-13	Nov-13	Dec-13	Jan-14	Feb-14	Mar-14	Apr-14	May-14	Jun-14	Jul-14	Aug-14	Sep-14
BCWS	357	349	349	349	349	349	349	349	349	349	349	349	349	349
BCWP	357	349	349											
ACWP	349	349	349											
Obligated	349	349	349											
Pending	349	349	349											
CAM EAC	328	349	349											

12 GeV 1.3.4.3.2 Correctors Earned Value \$K

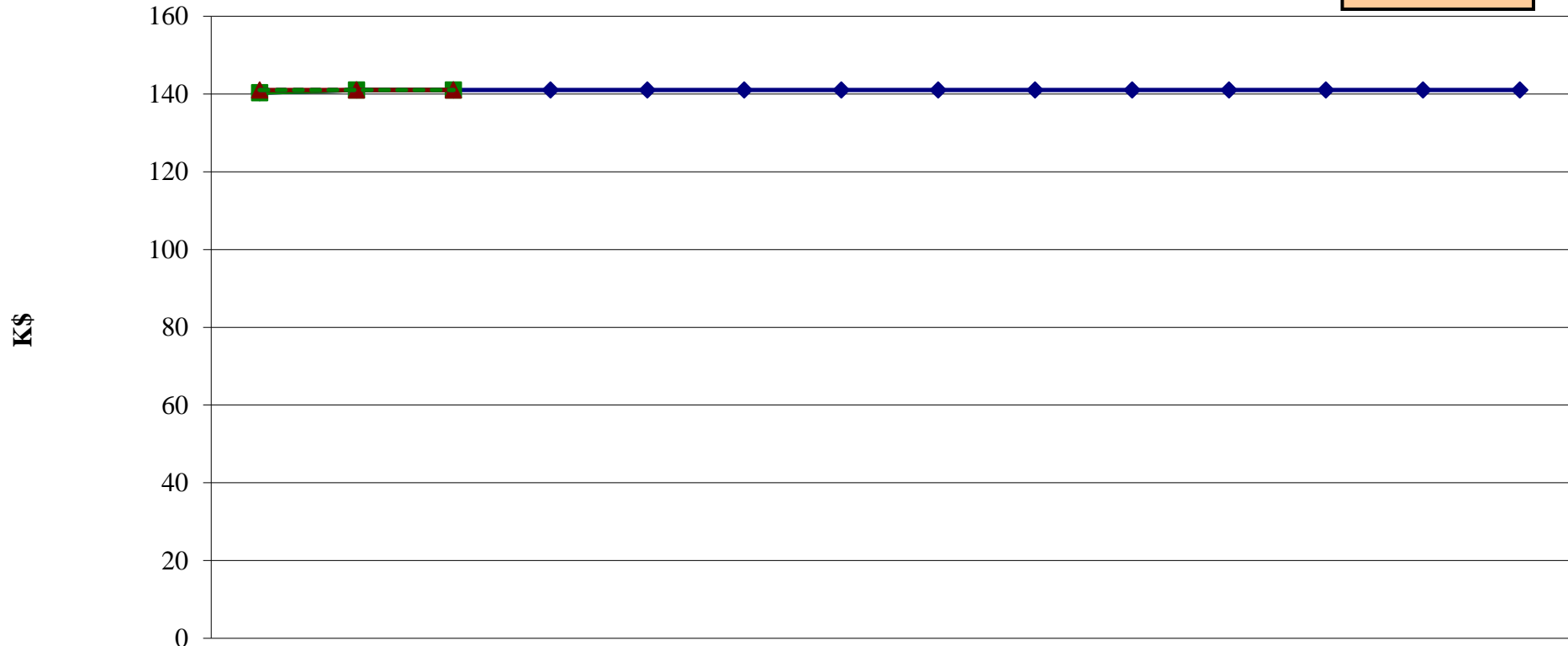
Account
Closed



	Aug-13	Sep-13	Oct-13	Nov-13	Dec-13	Jan-14	Feb-14	Mar-14	Apr-14	May-14	Jun-14	Jul-14	Aug-14	Sep-14
BCWS	37	47	47	47	47	47	47	47	47	47	47	47	47	47
BCWP	37	47	47											
ACWP	47	47	47											
Obligated	47	47	47											
Pending	47	47	47											

12 GeV 1.3.4.3.3 Stands & Girders Earned Value \$K

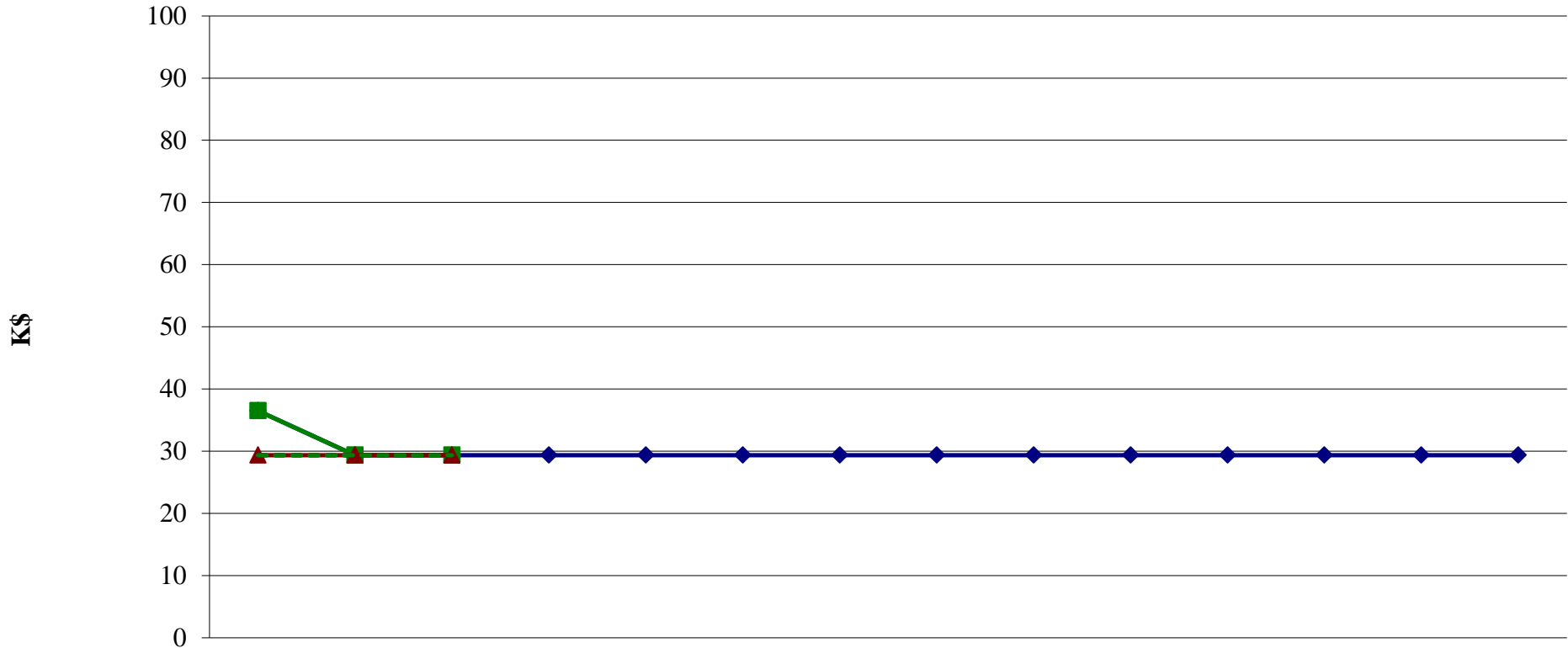
Account Closed



	Aug-13	Sep-13	Oct-13	Nov-13	Dec-13	Jan-14	Feb-14	Mar-14	Apr-14	May-14	Jun-14	Jul-14	Aug-14	Sep-14
BCWS	140	141	141	141	141	141	141	141	141	141	141	141	141	141
BCWP	140	141	141											
ACWP	141	141	141											
Obligated	141	141	141											
Pending	141	141	141											

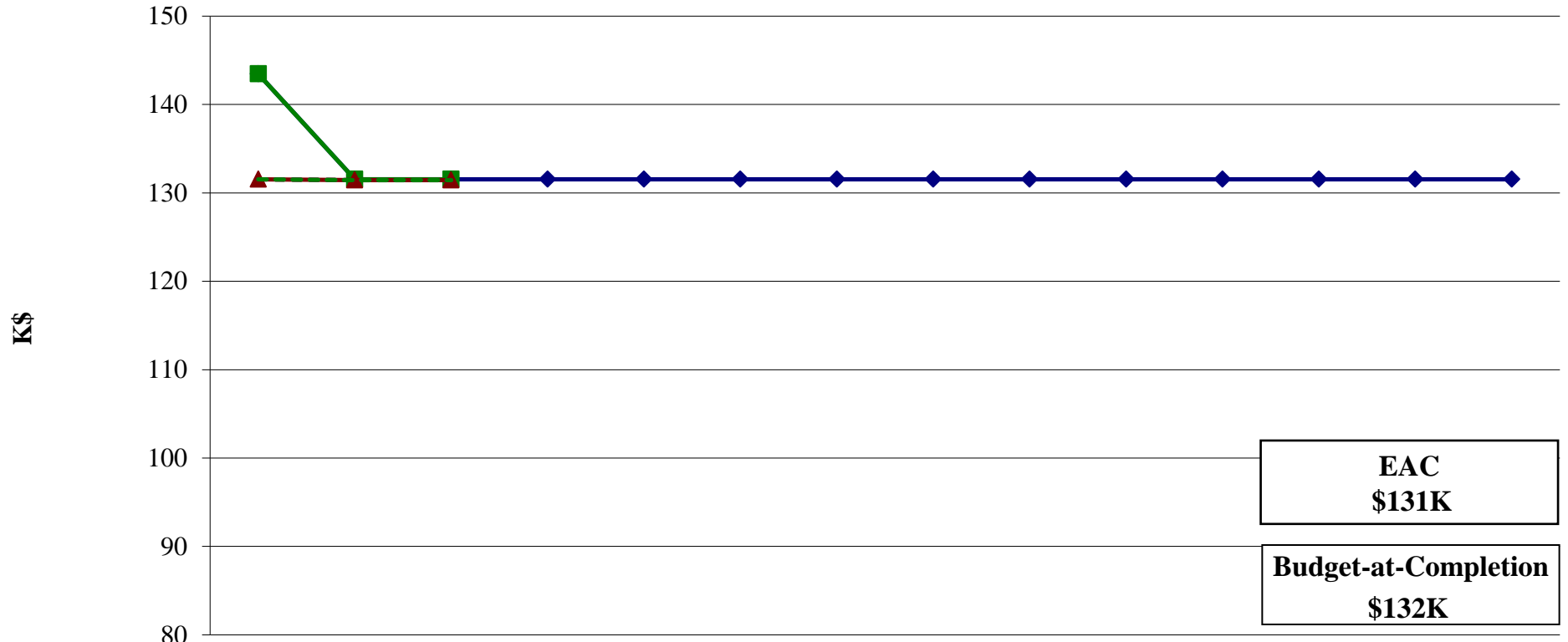
12 GeV 1.3.4.3.5 Vacuum Earned Value \$K

Account
Closed




	Aug-13	Sep-13	Oct-13	Nov-13	Dec-13	Jan-14	Feb-14	Mar-14	Apr-14	May-14	Jun-14	Jul-14	Aug-14	Sep-14
BCWS	37	29	29	29	29	29	29	29	29	29	29	29	29	29
BCWP	37	29	29											
ACWP	29	29	29											
Obligated	29	29	29											
Pending	29	29	29											

12 GeV 1.3.4.3.6 Installation Earned Value \$K



	Aug-13	Sep-13	Oct-13	Nov-13	Dec-13	Jan-14	Feb-14	Mar-14	Apr-14	May-14	Jun-14	Jul-14	Aug-14	Sep-14
BCWS	143	132	132	132	132	132	132	132	132	132	132	132	132	132
BCWP	143	132	132											
ACWP	132	131	131											
Obligated	132	131	131											
Pending	132	131	131											

12 GeV 1.3.4.4 Injector & Re-injection Earned Value \$K



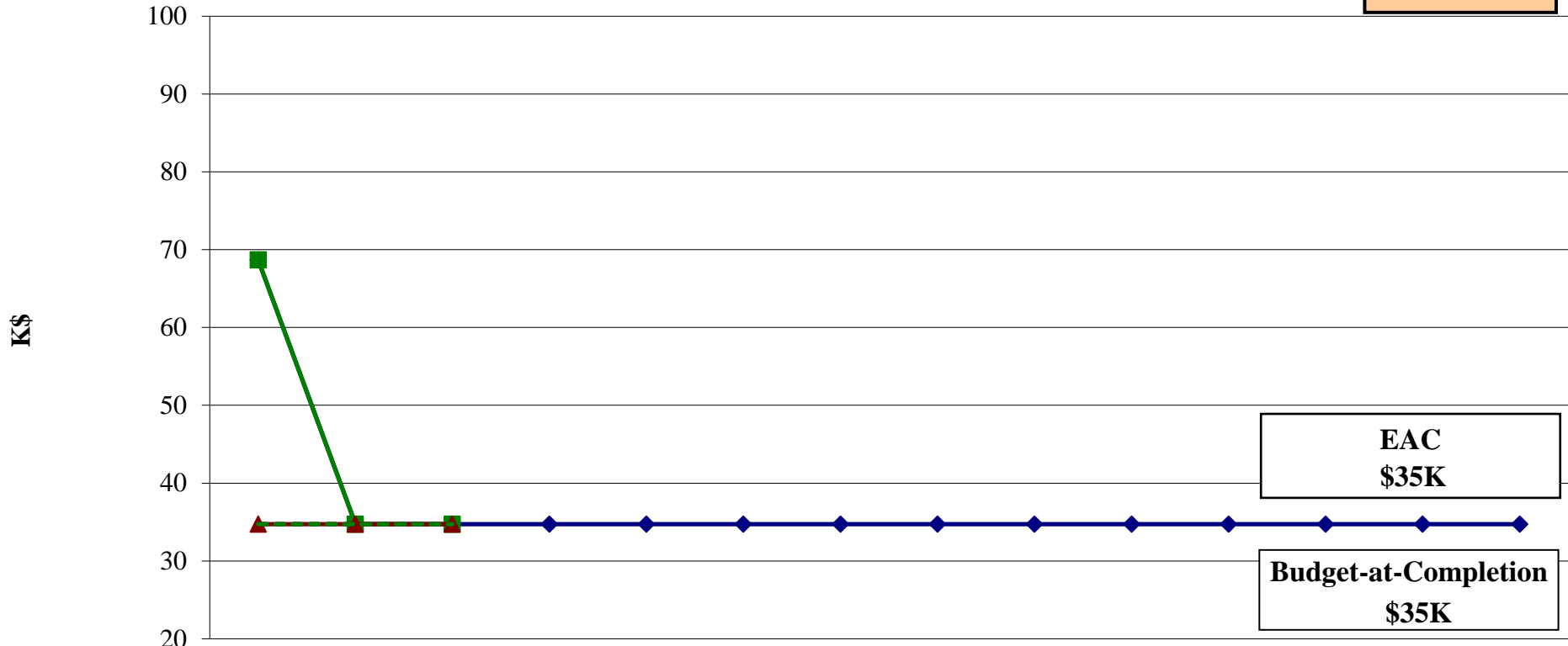
EAC
\$332K

Budget-at-Completion
\$332K

	Aug-13	Sep-13	Oct-13	Nov-13	Dec-13	Jan-14	Feb-14	Mar-14	Apr-14	May-14	Jun-14	Jul-14	Aug-14	Sep-14
BCWS	363	332	332	332	332	332	332	332	332	332	332	332	332	332
BCWP	356	330	332											
ACWP	314	331	338											
Obligated	314	331	338											
Pending	314	331	338											
CAM EAC	289	332	332											

12 GeV 1.3.4.4.1 Dipoles Earned Value \$K

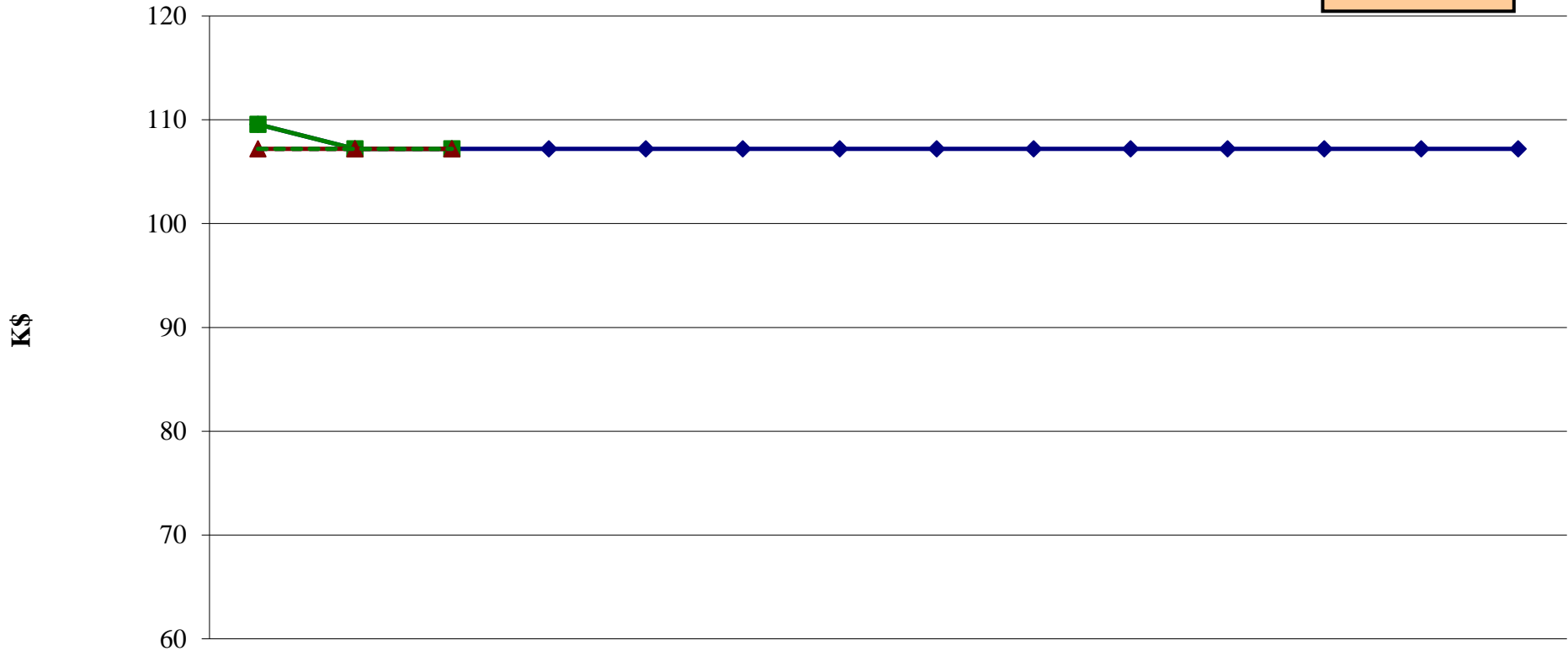
**Account
Closed**



	Aug-13	Sep-13	Oct-13	Nov-13	Dec-13	Jan-14	Feb-14	Mar-14	Apr-14	May-14	Jun-14	Jul-14	Aug-14	Sep-14
BCWS	69	35	35	35	35	35	35	35	35	35	35	35	35	35
BCWP	69	35	35											
ACWP	35	35	35											
Obligated	35	35	35											
Pending	35	35	35											

12 GeV 1.3.4.4 Stands & Girders Earned Value \$K

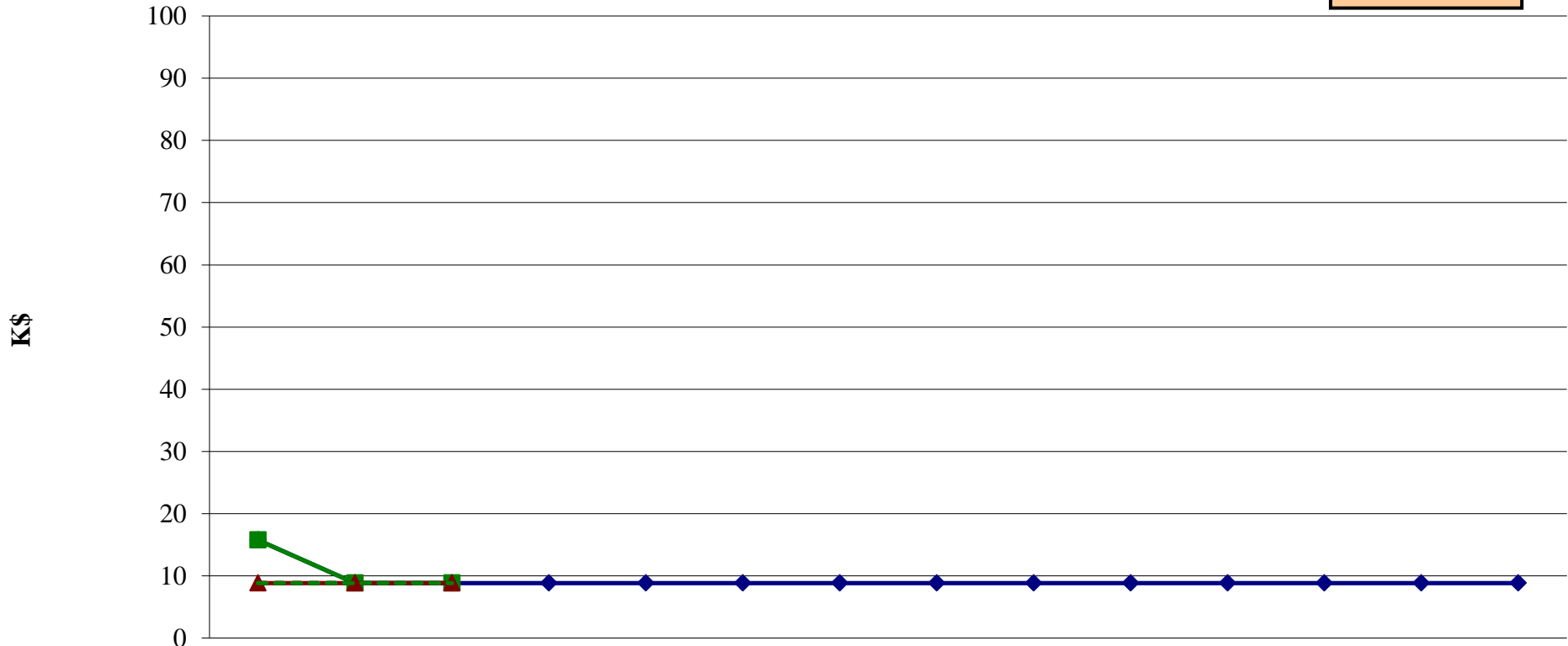
Account
Closed



	Aug-13	Sep-13	Oct-13	Nov-13	Dec-13	Jan-14	Feb-14	Mar-14	Apr-14	May-14	Jun-14	Jul-14	Aug-14	Sep-14
BCWS	110	107	107	107	107	107	107	107	107	107	107	107	107	107
BCWP	110	107	107											
ACWP	107	107	107											
Obligated	107	107	107											
Pending	107	107	107											

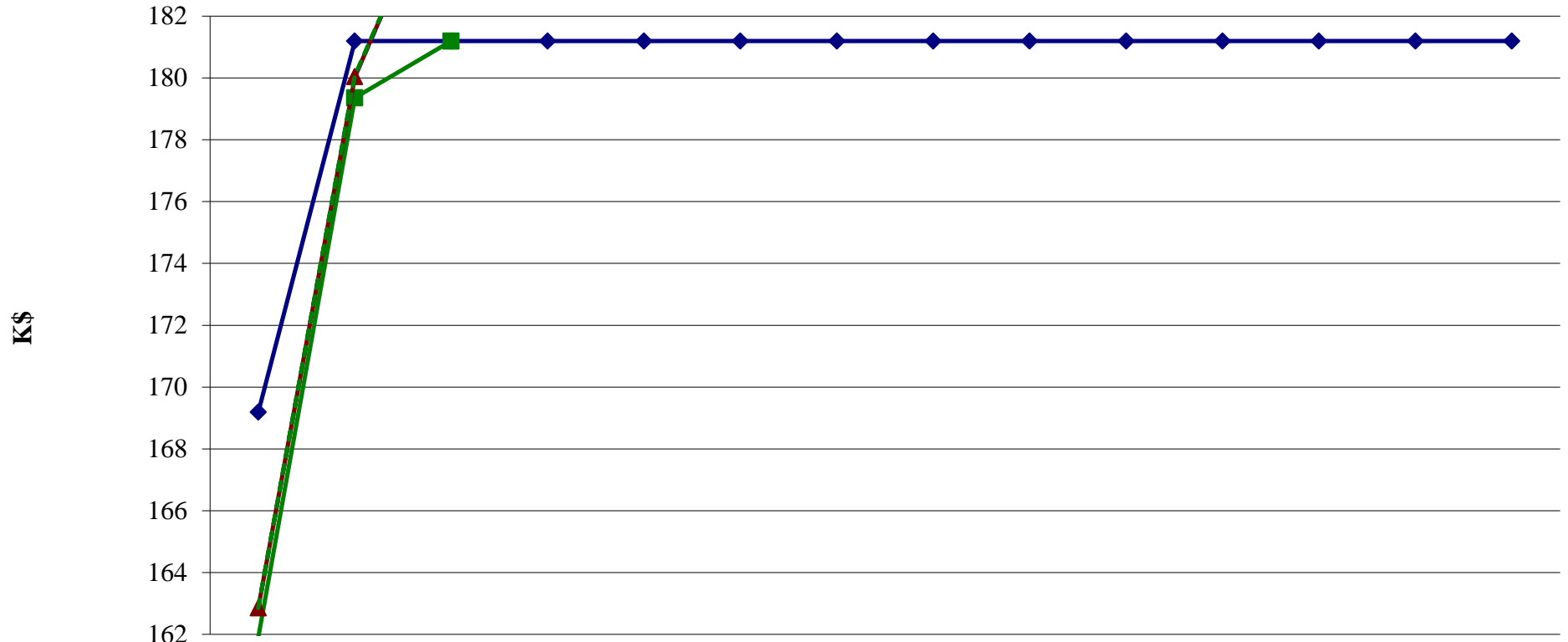
12 GeV 1.3.4.4.6 Vacuum Earned Value \$K

Account
Closed



	Aug-13	Sep-13	Oct-13	Nov-13	Dec-13	Jan-14	Feb-14	Mar-14	Apr-14	May-14	Jun-14	Jul-14	Aug-14	Sep-14
BCWS	16	9	9	9	9	9	9	9	9	9	9	9	9	9
BCWP	16	9	9											
ACWP	9	9	9											
Obligated	9	9	9											
Pending	9	9	9											

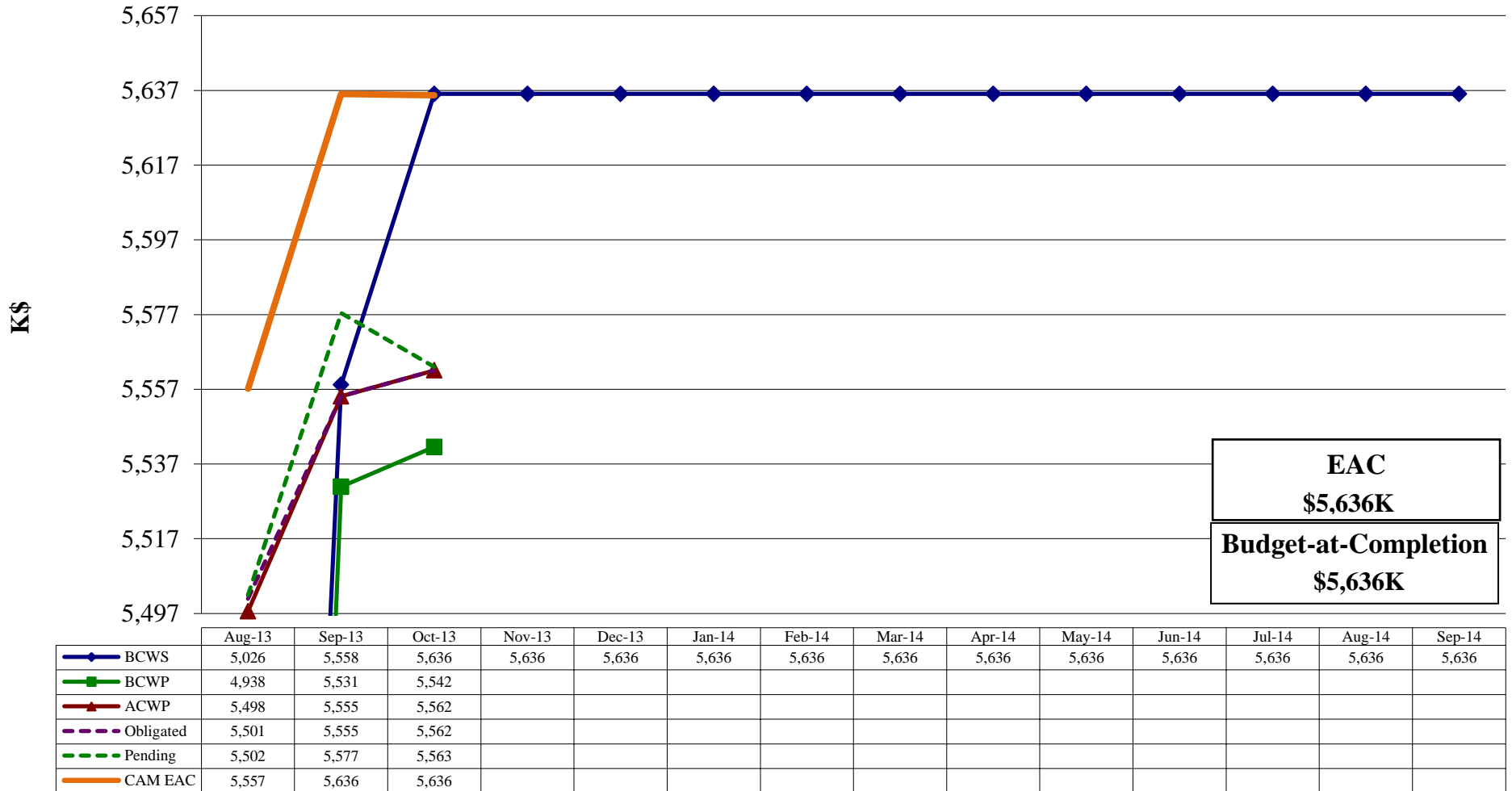
12 GeV 1.3.4.4.7 Installation Earned Value \$K



	Aug-13	Sep-13	Oct-13	Nov-13	Dec-13	Jan-14	Feb-14	Mar-14	Apr-14	May-14	Jun-14	Jul-14	Aug-14	Sep-14
BCWS	169	181	181	181	181	181	181	181	181	181	181	181	181	181
BCWP	162	179	181											
ACWP	163	180	187											
Obligated	163	180	187											
Pending	163	180	187											

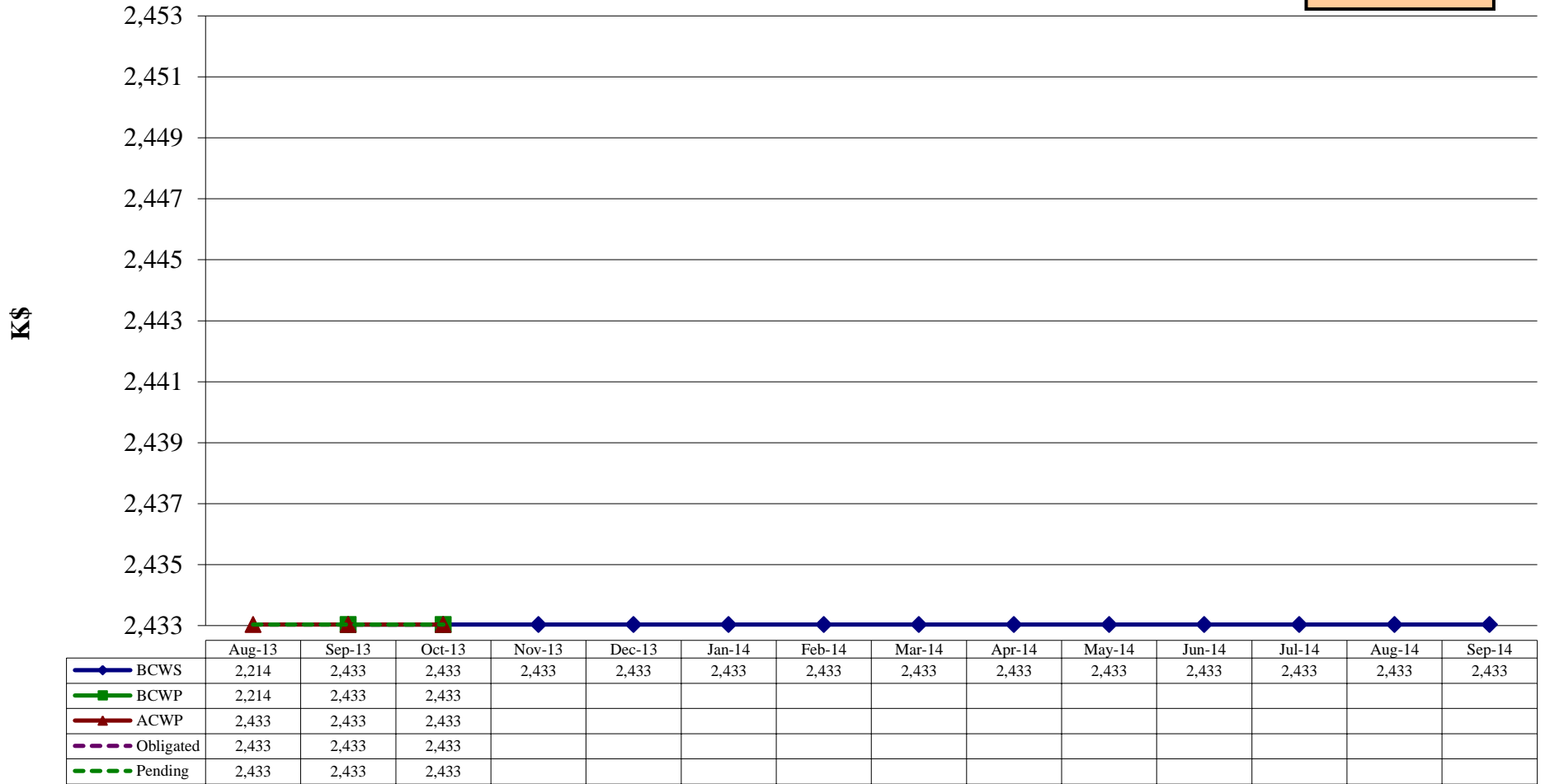
12 GeV 1.3.4.5 Arc 10 & Hall D Beamline

Earned Value \$K



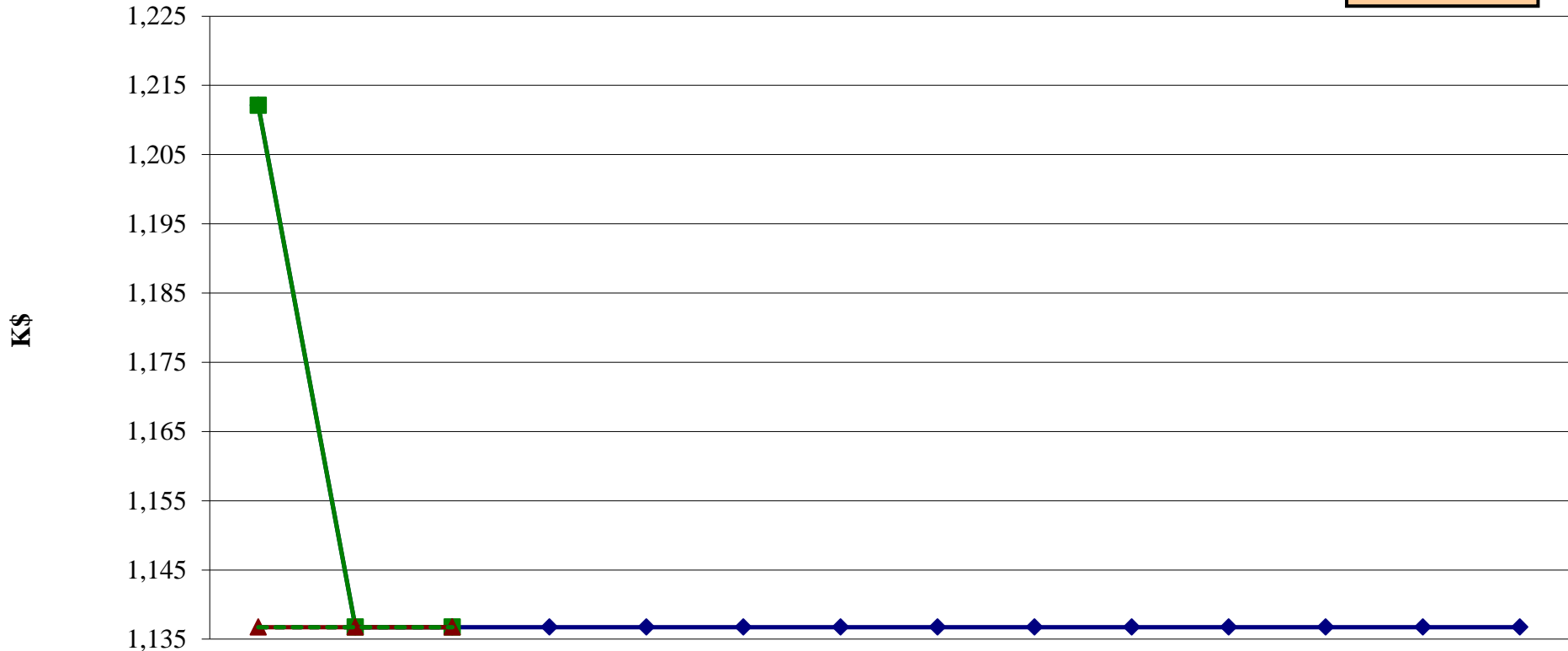
12 GeV 1.3.4.5.1 Dipoles Earned Value \$K

Account
Closed



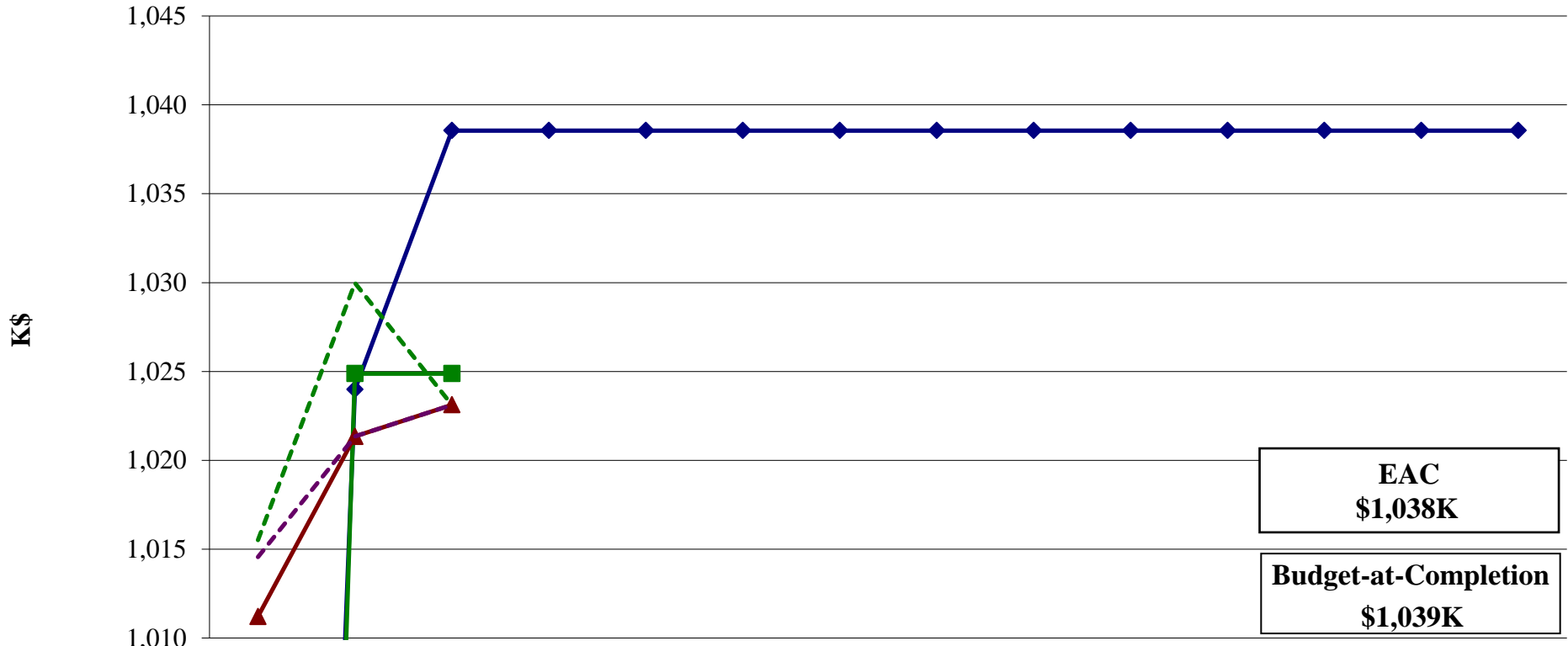
12 GeV 1.3.4.5.2 Quadrupoles & Correctors Earned Value \$K

Account
Closed



	Aug-13	Sep-13	Oct-13	Nov-13	Dec-13	Jan-14	Feb-14	Mar-14	Apr-14	May-14	Jun-14	Jul-14	Aug-14	Sep-14
BCWS	1,212	1,137	1,137	1,137	1,137	1,137	1,137	1,137	1,137	1,137	1,137	1,137	1,137	1,137
BCWP	1,212	1,137	1,137											
ACWP	1,137	1,137	1,137											
Obligated	1,137	1,137	1,137											
Pending	1,137	1,137	1,137											

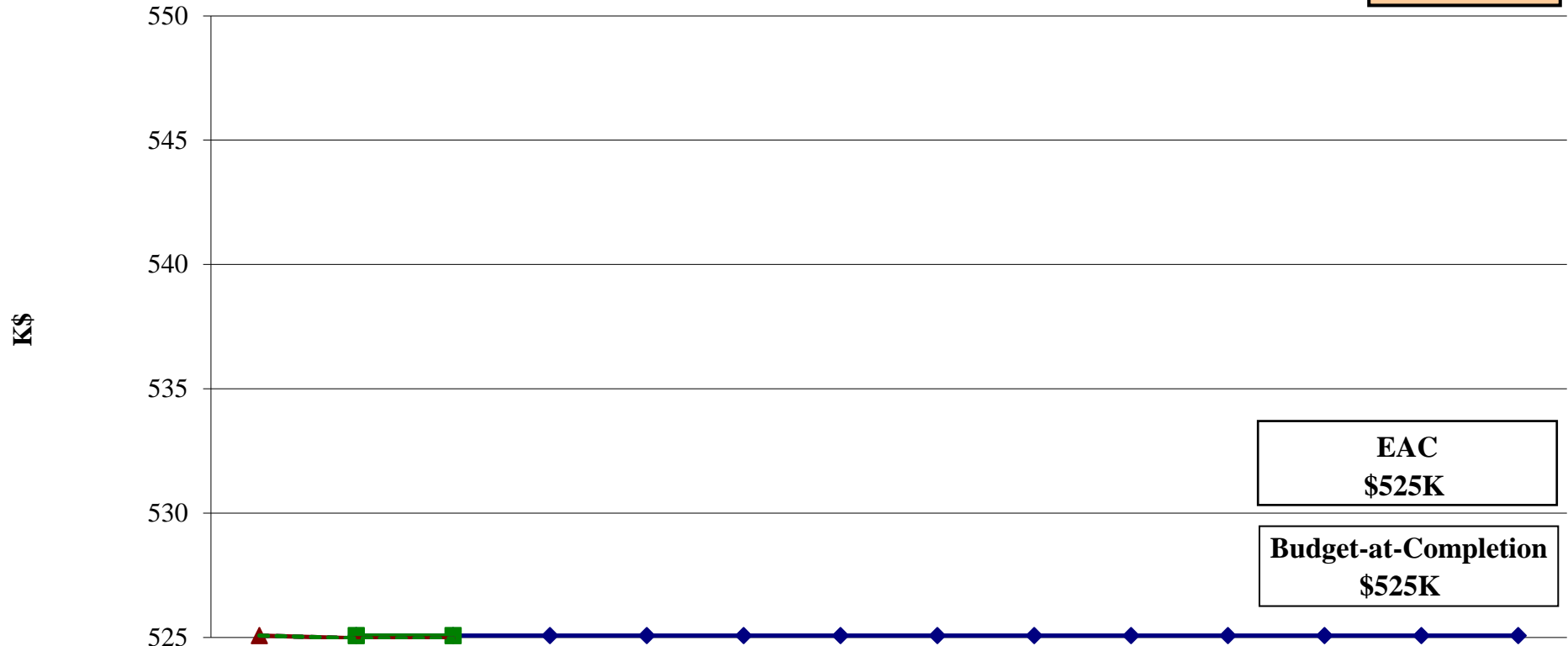
12 GeV 1.3.4.5.4 Stands & Girders Earned Value \$K



	Aug-13	Sep-13	Oct-13	Nov-13	Dec-13	Jan-14	Feb-14	Mar-14	Apr-14	May-14	Jun-14	Jul-14	Aug-14	Sep-14
BCWS	885	1,024	1,039	1,039	1,039	1,039	1,039	1,039	1,039	1,039	1,039	1,039	1,039	1,039
BCWP	859	1,025	1,025											
ACWP	1,011	1,021	1,023											
Obligated	1,015	1,021	1,023											
Pending	1,016	1,030	1,023											

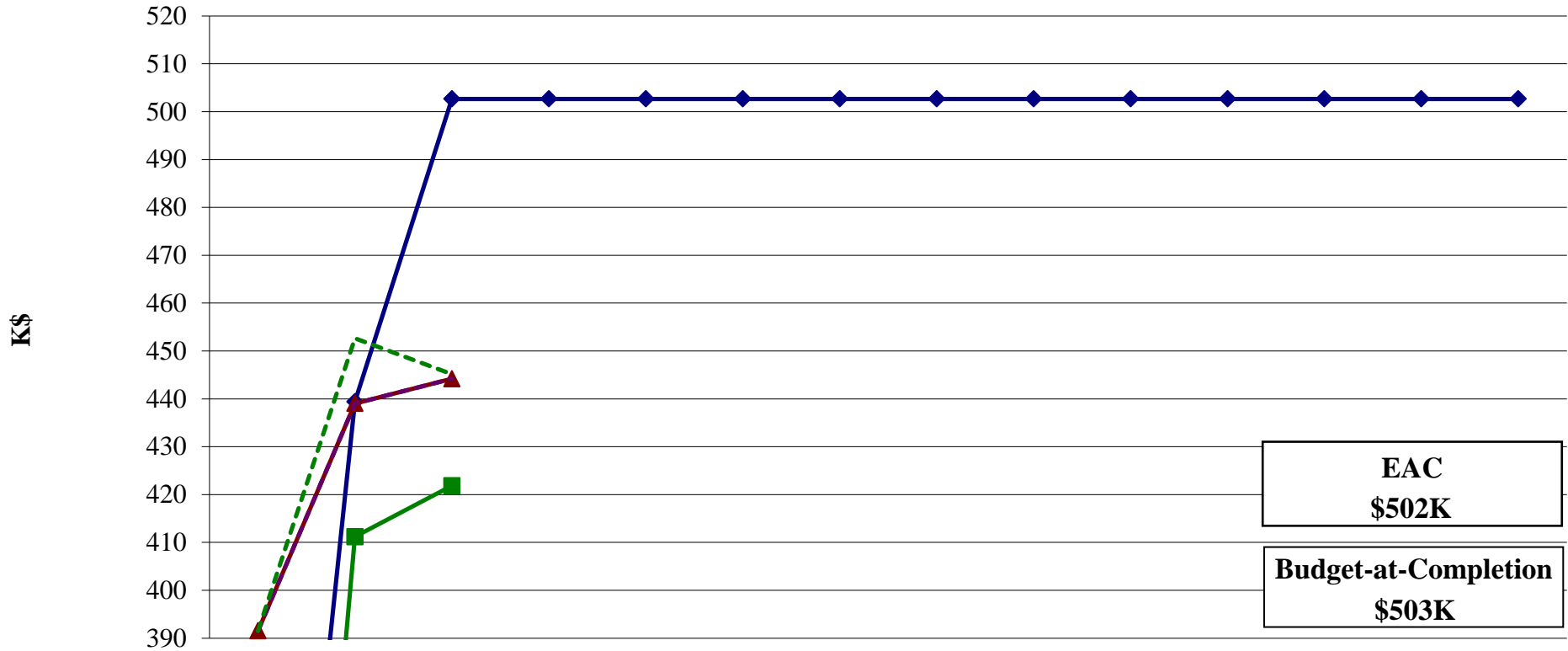
12 GeV 1.3.4.5.6 Vacuum Earned Value \$K

**Account
Closed**



	Aug-13	Sep-13	Oct-13	Nov-13	Dec-13	Jan-14	Feb-14	Mar-14	Apr-14	May-14	Jun-14	Jul-14	Aug-14	Sep-14
BCWS	469	525	525	525	525	525	525	525	525	525	525	525	525	525
BCWP	469	525	525											
ACWP	525	525	525											
Obligated	525	525	525											
Pending	525	525	525											

12 GeV 1.3.4.5.8 Installation Earned Value \$K



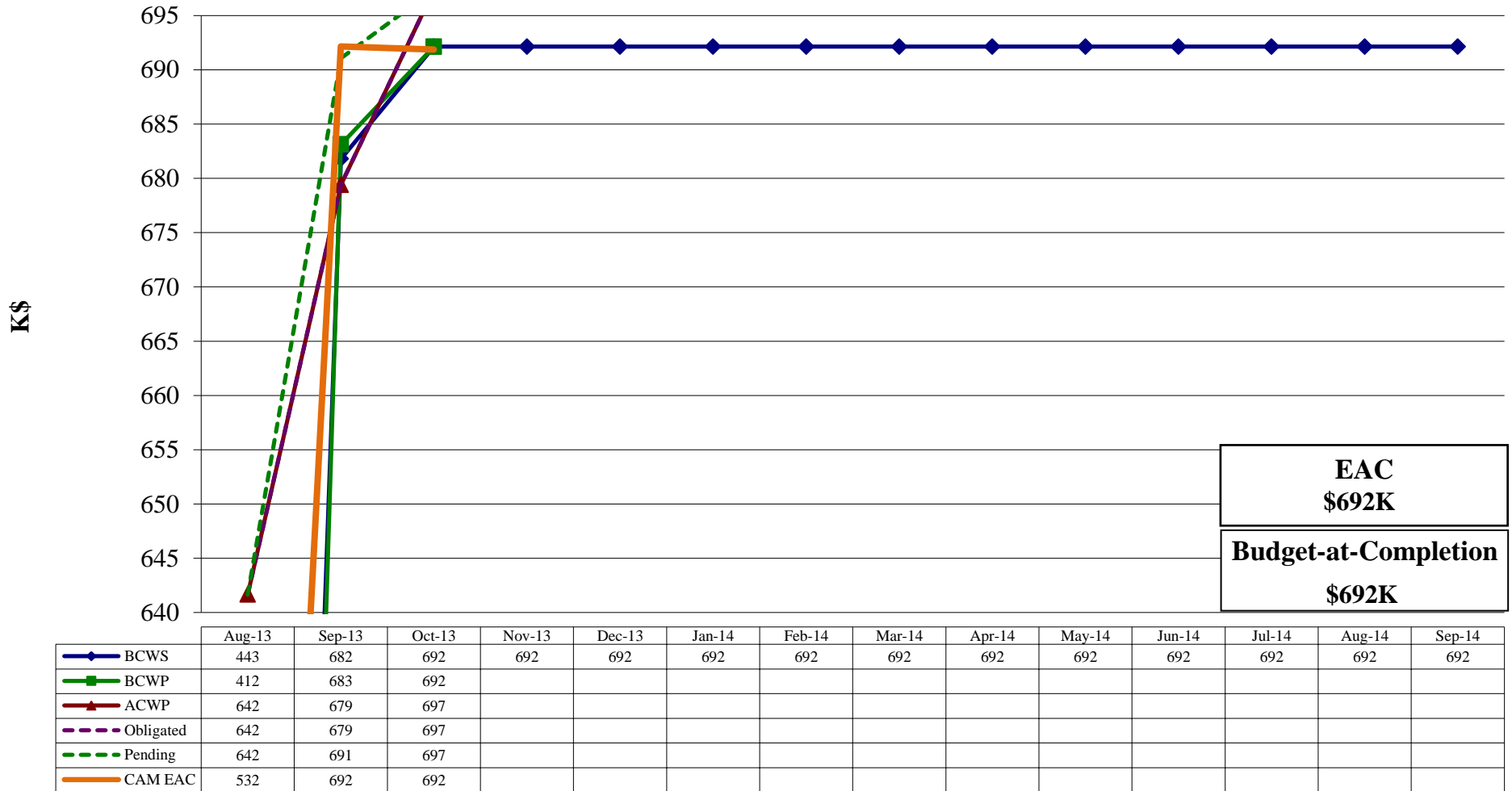
	Aug-13	Sep-13	Oct-13	Nov-13	Dec-13	Jan-14	Feb-14	Mar-14	Apr-14	May-14	Jun-14	Jul-14	Aug-14	Sep-14
BCWS	246	439	503	503	503	503	503	503	503	503	503	503	503	503
BCWP	184	411	422											
ACWP	392	439	444											
Obligated	392	439	444											
Pending	392	453	445											

EAC
\$502K

Budget-at-Completion
\$503K

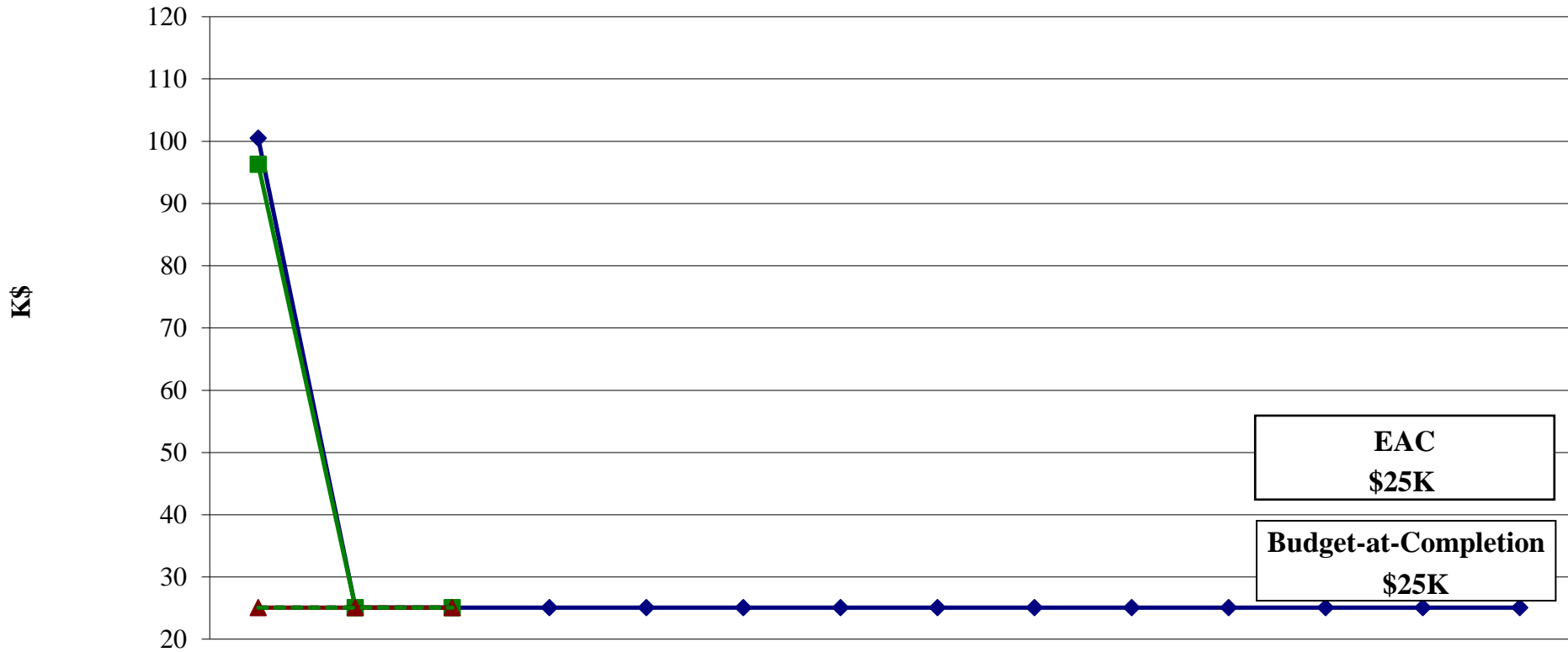
12 GeV 1.3.4.6 Transport Channel Magnets & Stands

Earned Value \$K



12 GeV 1.3.4.6.1 Lambertson Earned Value \$K

**Account
Closed**



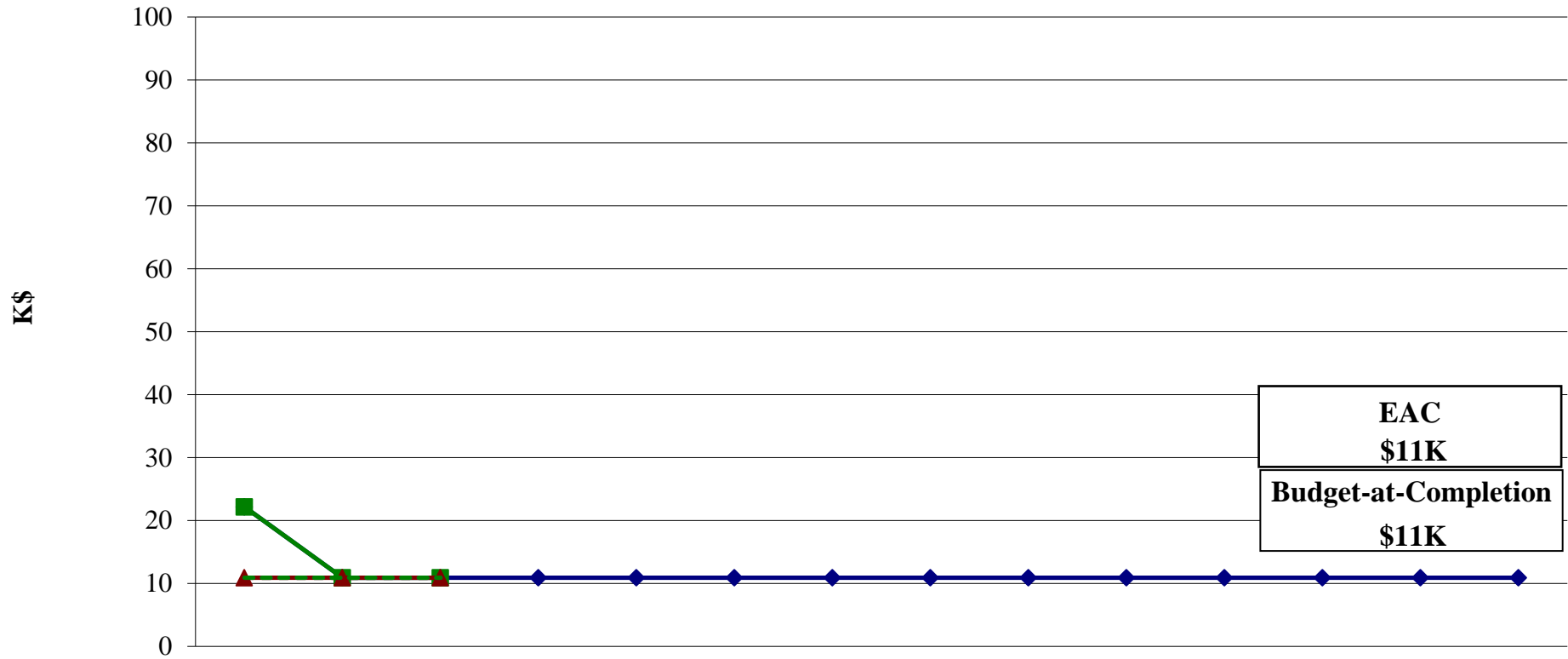
**EAC
\$25K**

**Budget-at-Completion
\$25K**

	Aug-13	Sep-13	Oct-13	Nov-13	Dec-13	Jan-14	Feb-14	Mar-14	Apr-14	May-14	Jun-14	Jul-14	Aug-14	Sep-14
BCWS	100	25	25	25	25	25	25	25	25	25	25	25	25	25
BCWP	96	25	25											
ACWP	25	25	25											
Obligated	25	25	25											
Pending	25	25	25											

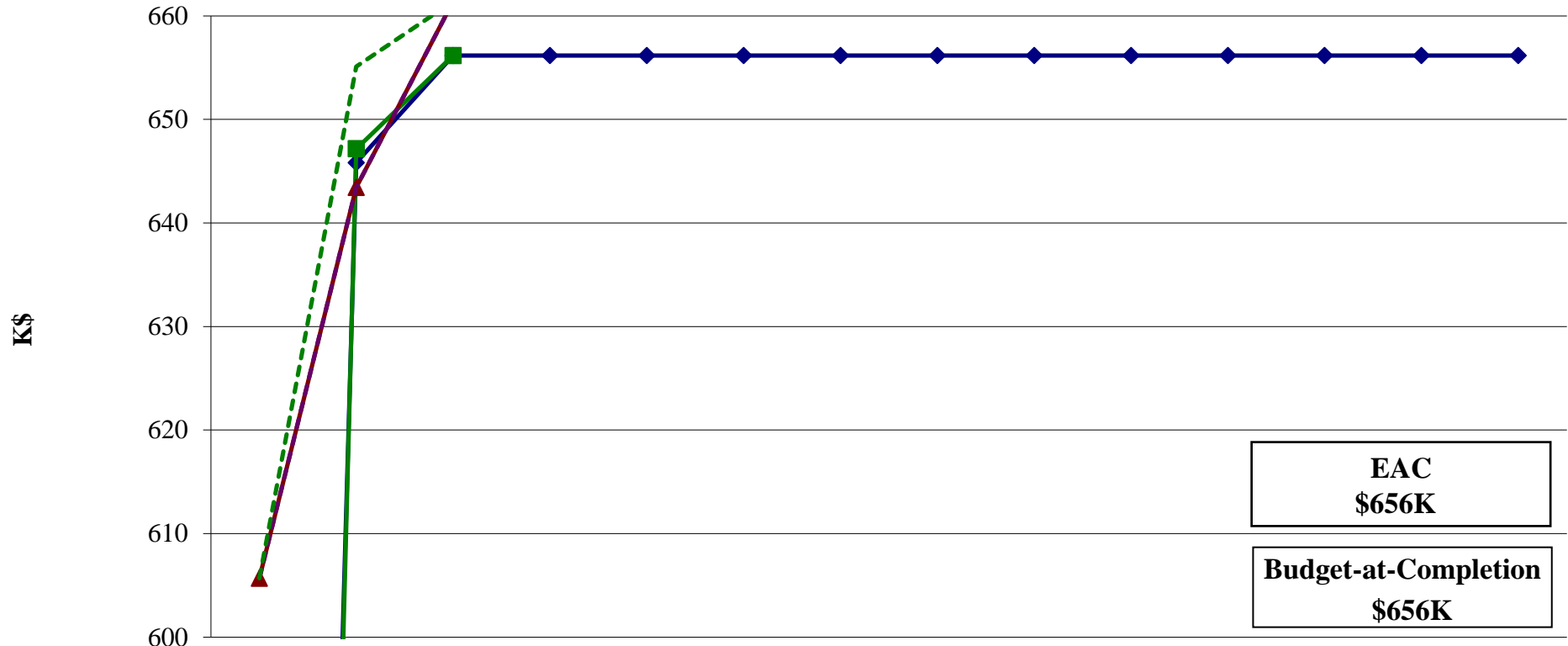
12 GeV 1.3.4.6.2 Septa and Dipoles Earned Value \$K

**Account
Closed**



	Aug-13	Sep-13	Oct-13	Nov-13	Dec-13	Jan-14	Feb-14	Mar-14	Apr-14	May-14	Jun-14	Jul-14	Aug-14	Sep-14
BCWS	22	11	11	11	11	11	11	11	11	11	11	11	11	11
BCWP	22	11	11											
ACWP	11	11	11											
Obligated	11	11	11											
Pending	11	11	11											

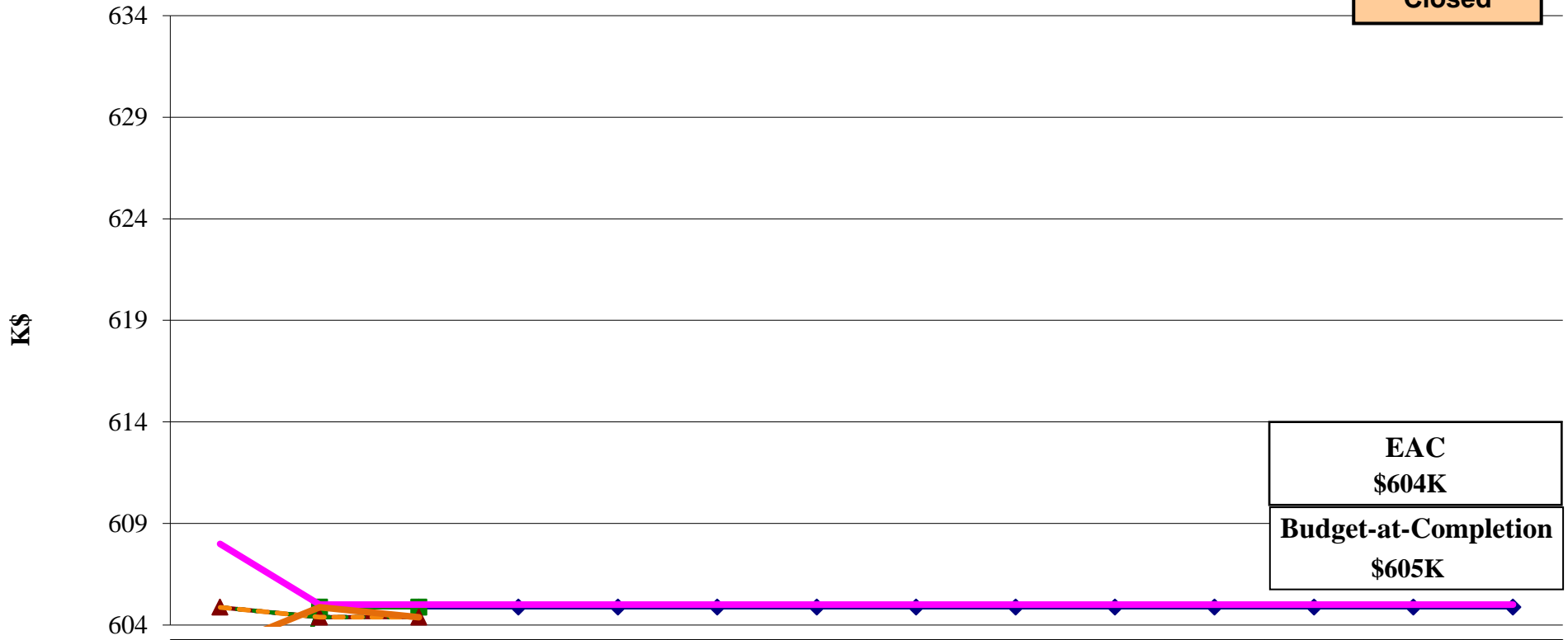
12 GeV 1.3.4.6.3 Stands Earned Value \$K



	Aug-13	Sep-13	Oct-13	Nov-13	Dec-13	Jan-14	Feb-14	Mar-14	Apr-14	May-14	Jun-14	Jul-14	Aug-14	Sep-14
BCWS	320	646	656	656	656	656	656	656	656	656	656	656	656	656
BCWP	293	647	656											
ACWP	606	643	661											
Obligated	606	643	661											
Pending	606	655	661											

12 GeV 1.3.5 Extraction RF Systems Earned Value \$K

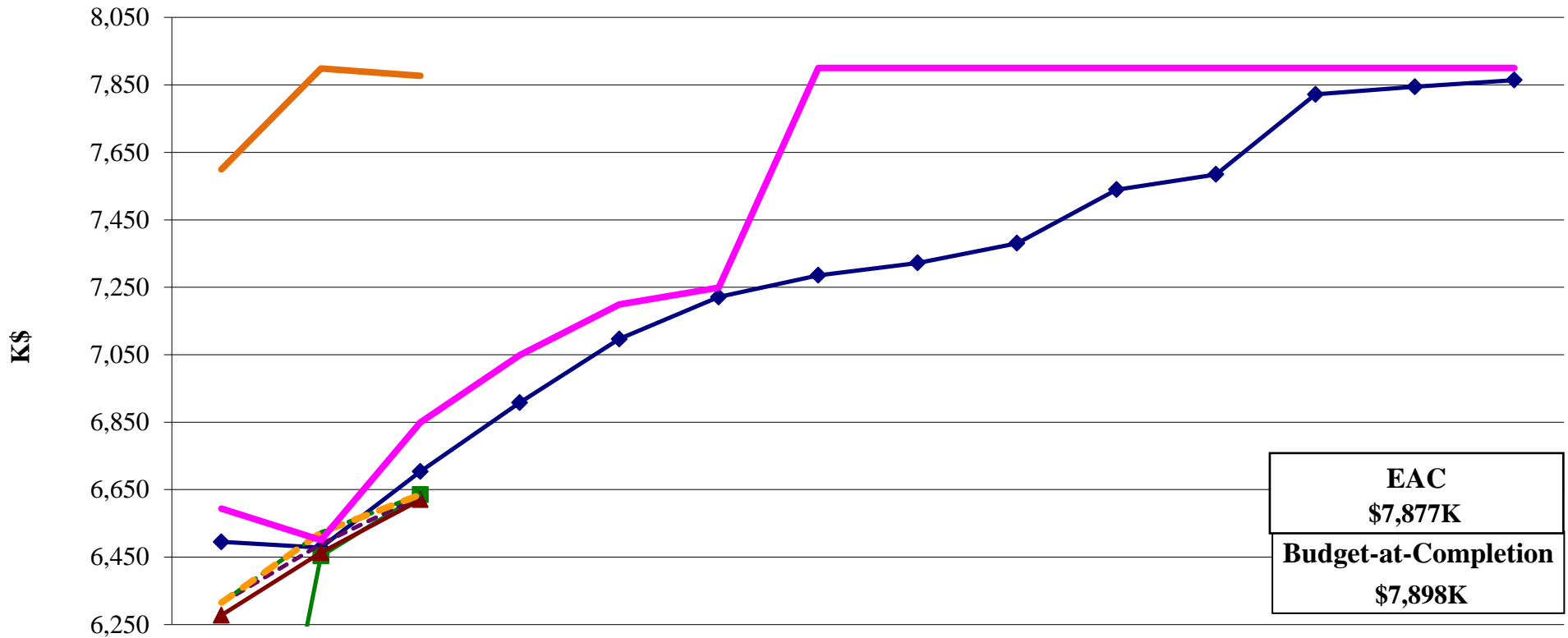
**Account
Closed**



	Aug-13	Sep-13	Oct-13	Nov-13	Dec-13	Jan-14	Feb-14	Mar-14	Apr-14	May-14	Jun-14	Jul-14	Aug-14	Sep-14
BCWS	592	605	605	605	605	605	605	605	605	605	605	605	605	605
BCWP	592	605	605											
ACWP	605	604	604											
Obligated	605	604	604											
Pending	605	604	604											
NOFUND & FY15 PRs	605	604	604											
Funding	608	605	605	605	605	605	605	605	605	605	605	605	605	605
CAM EAC	603	605	604											

12 GeV 1.3.6 Instrumentation, Controls, and Safety Systems

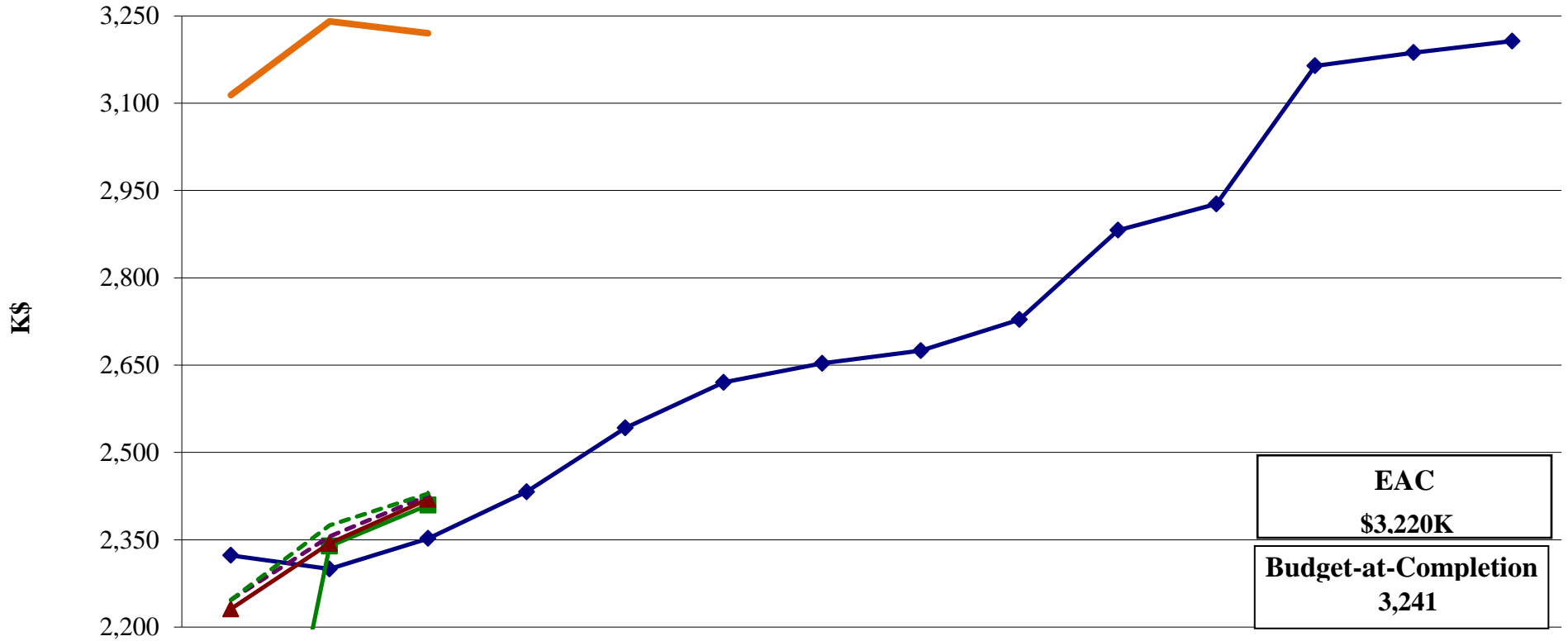
Earned Value \$K



	Aug-13	Sep-13	Oct-13	Nov-13	Dec-13	Jan-14	Feb-14	Mar-14	Apr-14	May-14	Jun-14	Jul-14	Aug-14	Sep-14
BCWS	6,495	6,478	6,704	6,908	7,097	7,221	7,285	7,322	7,381	7,539	7,585	7,822	7,845	7,864
BCWP	4,968	6,453	6,635											
ACWP	6,278	6,463	6,620											
Obligated	6,314	6,488	6,632											
Pending	6,314	6,523	6,635											
NOFUND & FY15 PRs	6,314	6,523	6,635											
Funding	6,594	6,500	6,849	7,049	7,199	7,249	7,900	7,900	7,900	7,900	7,900	7,900	7,900	7,900
CAM EAC	7,600	7,898	7,877											

12 GeV 1.3.6.1 Beam Diagnostics

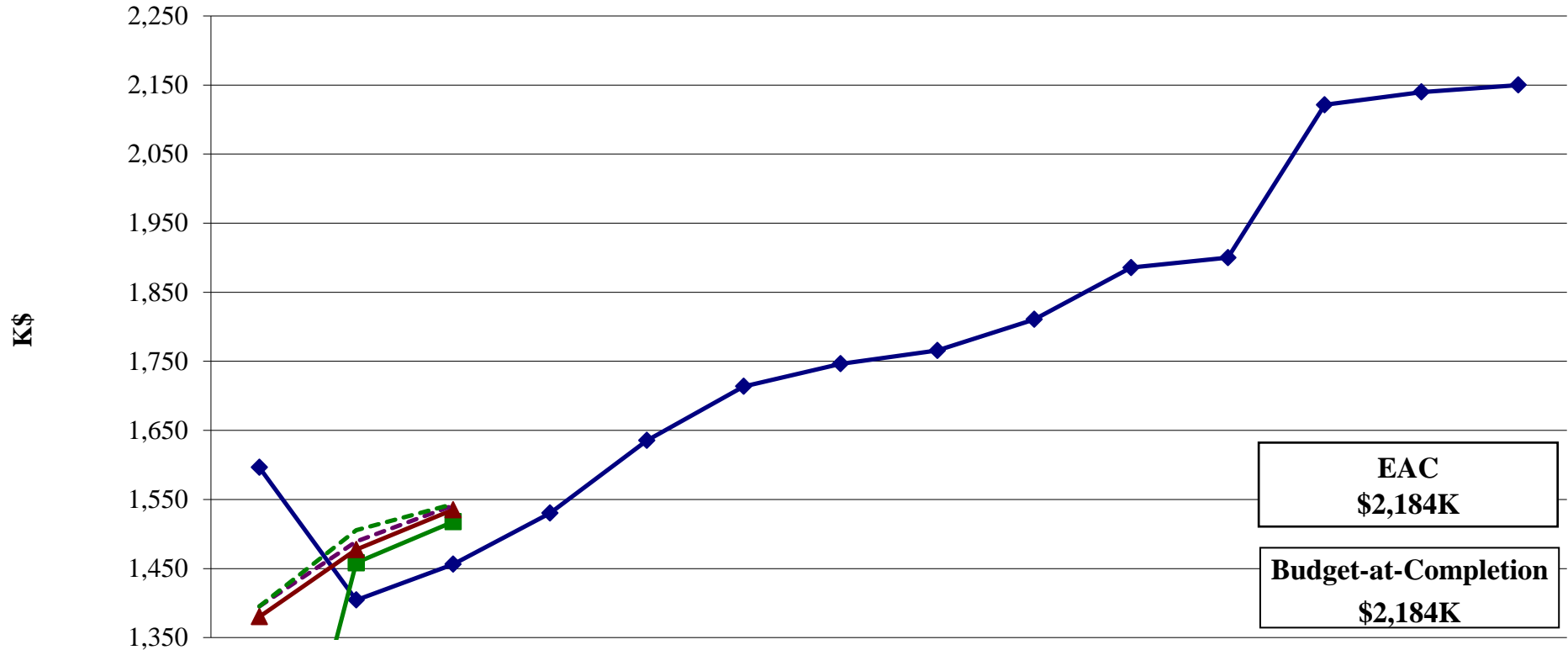
Earned Value \$K



	Aug-13	Sep-13	Oct-13	Nov-13	Dec-13	Jan-14	Feb-14	Mar-14	Apr-14	May-14	Jun-14	Jul-14	Aug-14	Sep-14
BCWS	2,323	2,300	2,352	2,432	2,542	2,620	2,653	2,675	2,728	2,882	2,927	3,164	3,187	3,207
BCWP	1,513	2,339	2,410											
ACWP	2,231	2,344	2,420											
Obligated	2,247	2,356	2,426											
Pending	2,247	2,375	2,429											
CAM EAC	3,114	3,241	3,220											

EAC
\$3,220K
Budget-at-Completion
3,241

12 GeV 1.3.6.1.1 BPMs Earned Value \$K

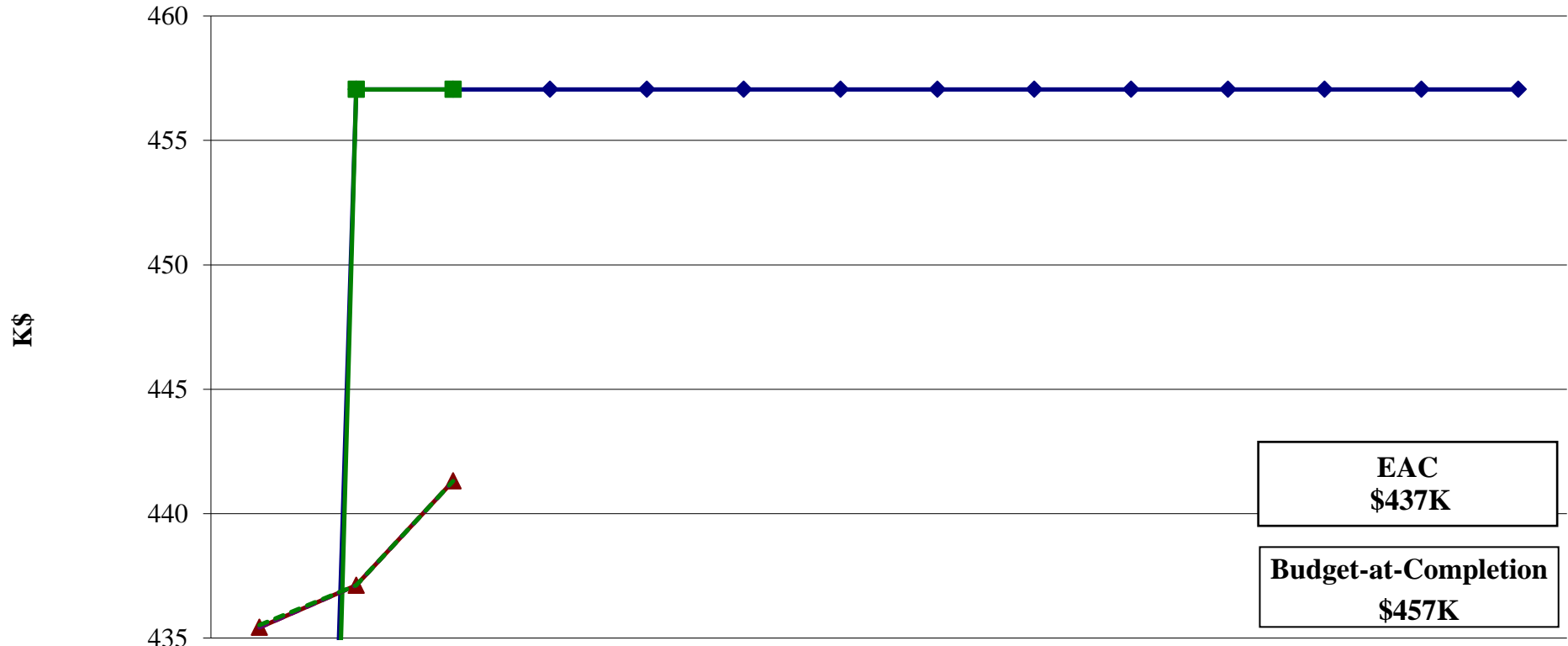


EAC
\$2,184K

Budget-at-Completion
\$2,184K

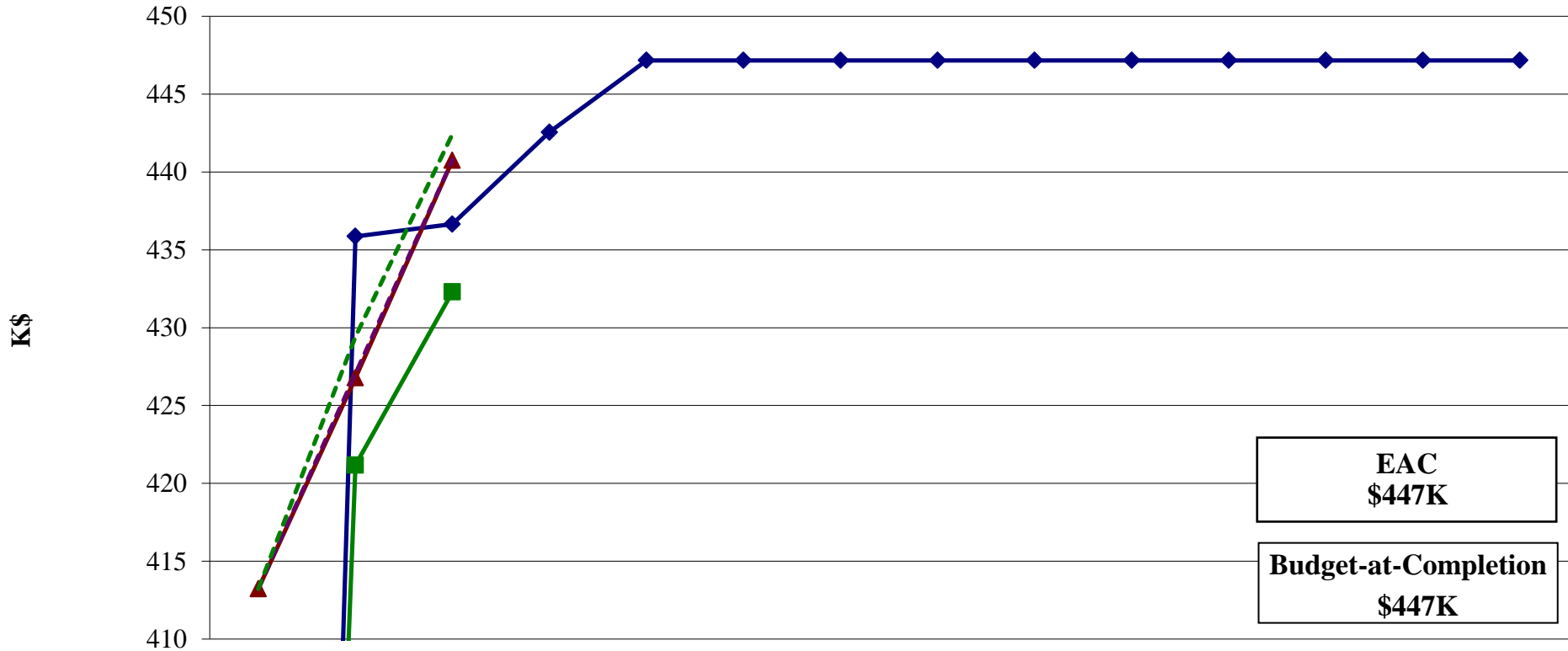
	Aug-13	Sep-13	Oct-13	Nov-13	Dec-13	Jan-14	Feb-14	Mar-14	Apr-14	May-14	Jun-14	Jul-14	Aug-14	Sep-14
BCWS	1,596	1,404	1,456	1,530	1,635	1,714	1,746	1,766	1,811	1,886	1,900	2,121	2,140	2,150
BCWP	920	1,458	1,518											
ACWP	1,380	1,477	1,535											
Obligated	1,395	1,489	1,541											
Pending	1,395	1,506	1,543											

12 GeV 1.3.6.1.2 Harps Earned Value \$K



	Aug-13	Sep-13	Oct-13	Nov-13	Dec-13	Jan-14	Feb-14	Mar-14	Apr-14	May-14	Jun-14	Jul-14	Aug-14	Sep-14
BCWS	333	457	457	457	457	457	457	457	457	457	457	457	457	457
BCWP	317	457	457											
ACWP	435	437	441											
Obligated	435	437	441											
Pending	436	437	441											

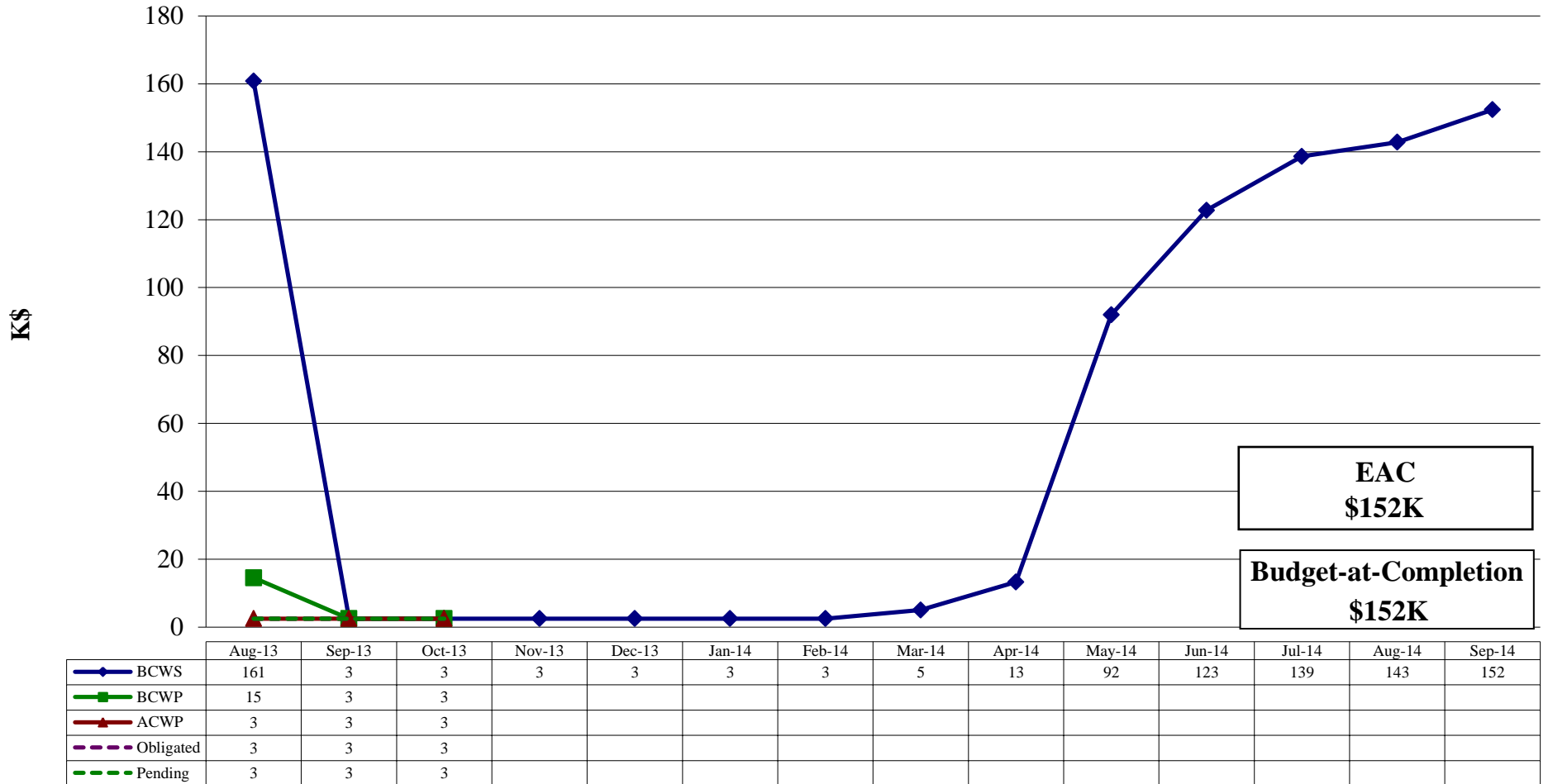
12 GeV 1.3.6.1.3 Viewers Earned Value \$K



	Aug-13	Sep-13	Oct-13	Nov-13	Dec-13	Jan-14	Feb-14	Mar-14	Apr-14	May-14	Jun-14	Jul-14	Aug-14	Sep-14
BCWS	232	436	437	443	447	447	447	447	447	447	447	447	447	447
BCWP	262	421	432											
ACWP	413	427	441											
Obligated	413	427	441											
Pending	413	429	442											

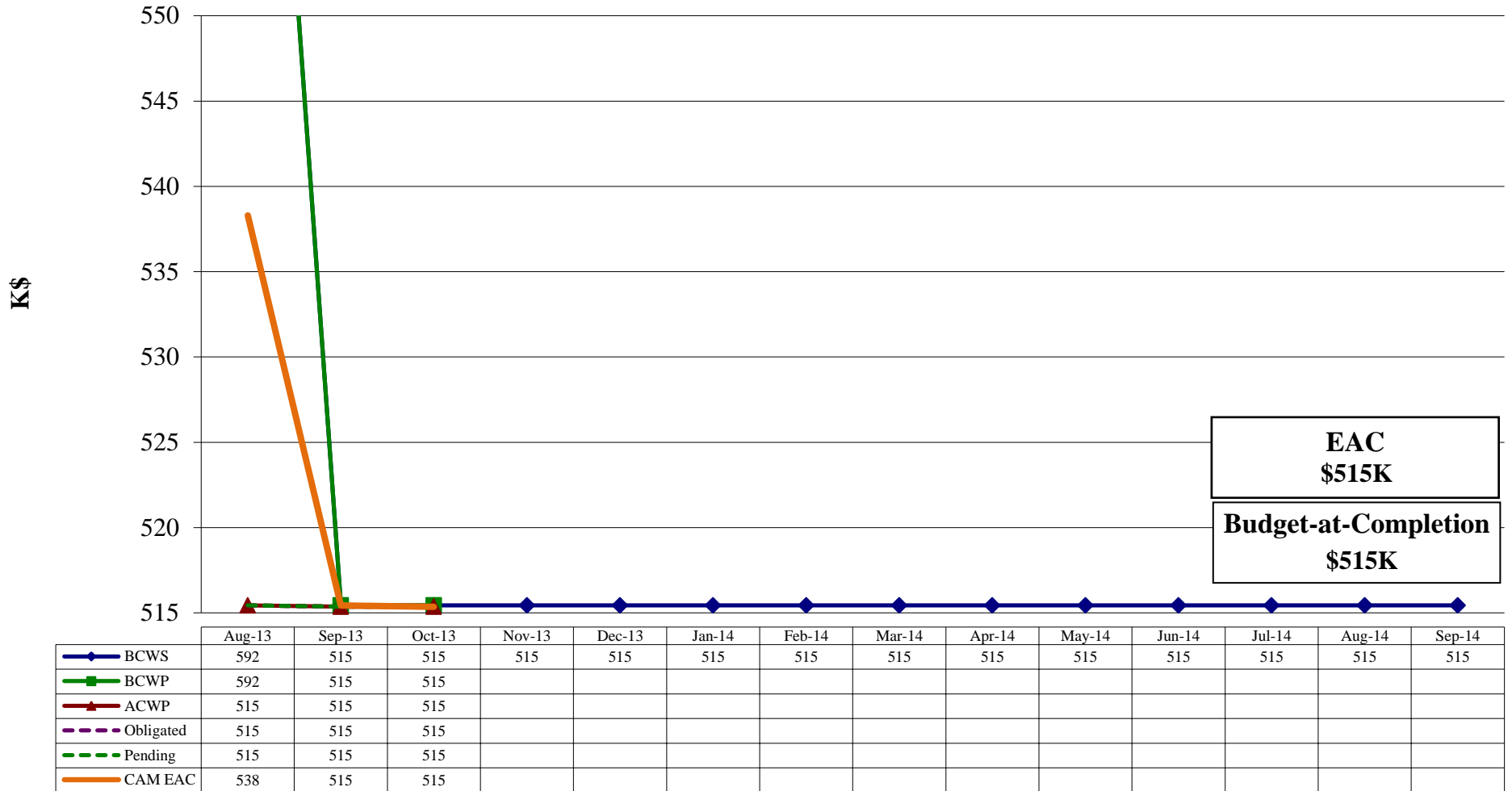
12 GeV 1.3.6.1.4 Beam-based Feedback Systems

Earned Value \$K




12 GeV 1.3.6.2 Control System Hardware Earned Value \$K

**Account
Closed**



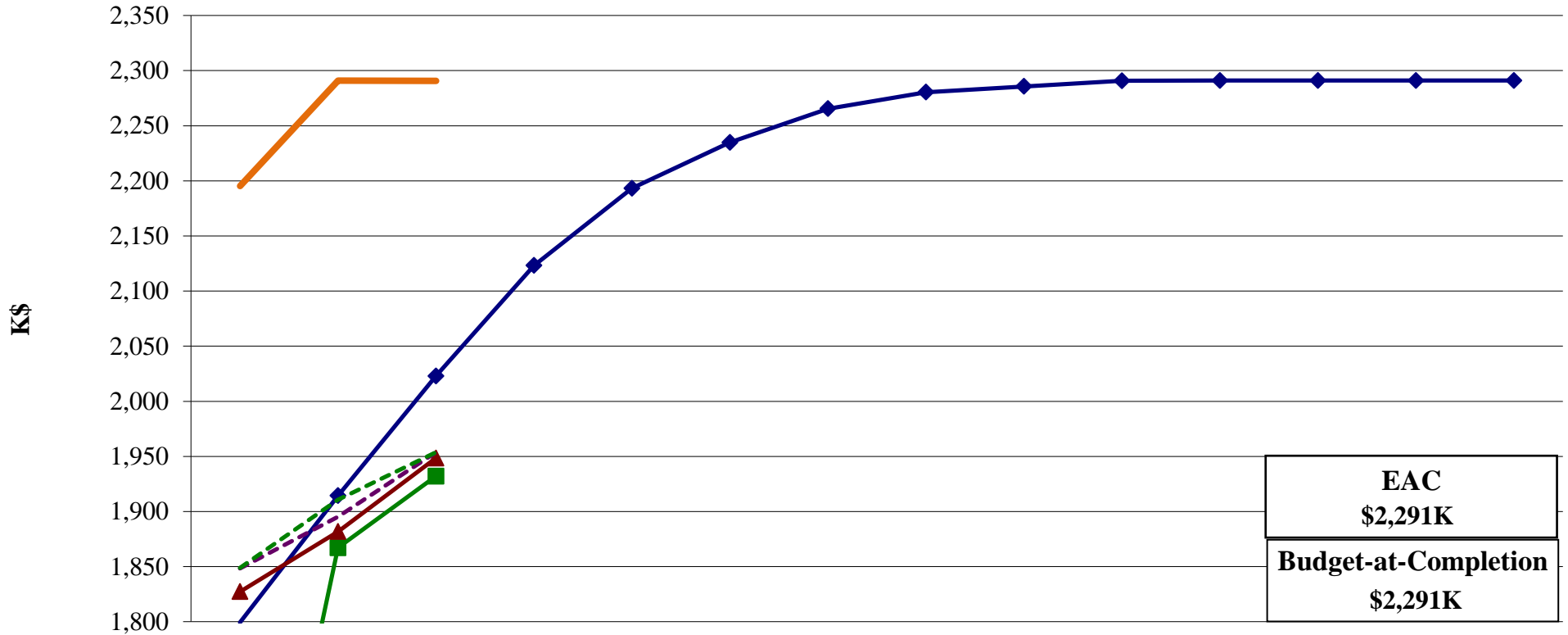
12 GeV 1.3.6.3 Control System Software

Earned Value \$K



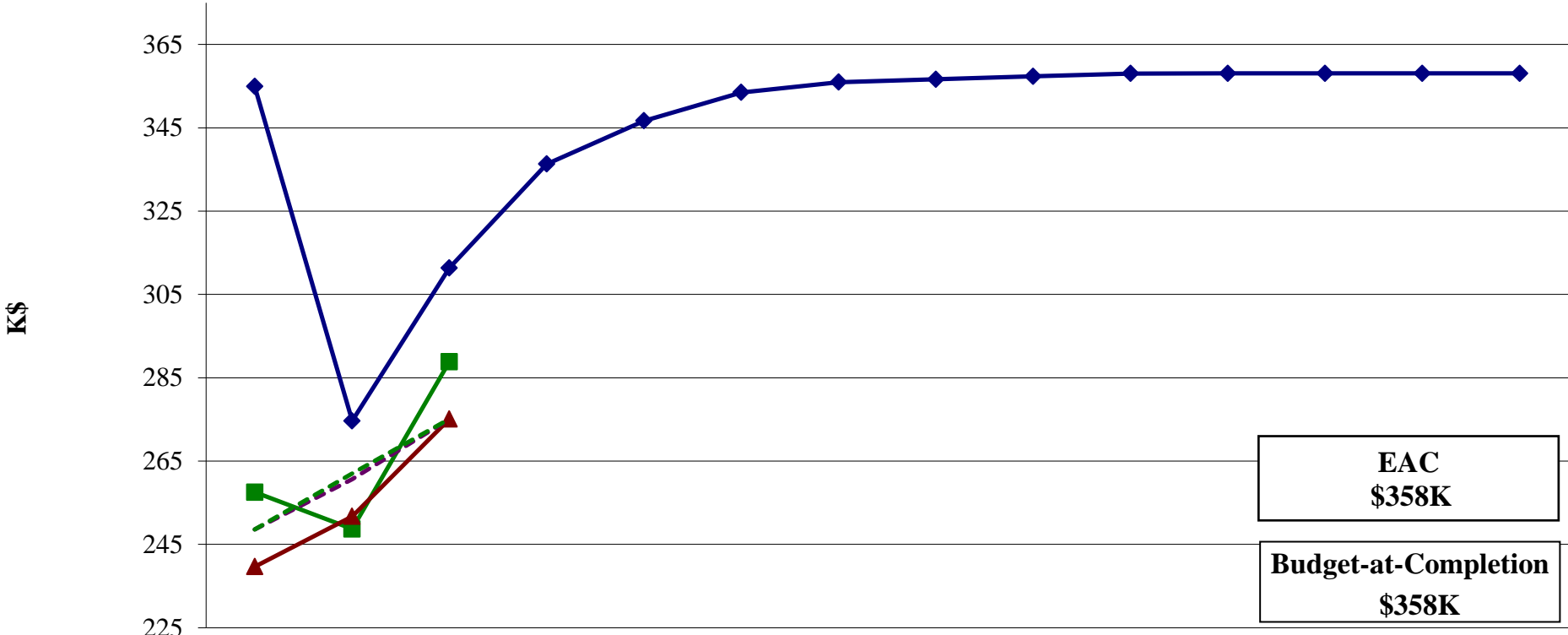
	Aug-13	Sep-13	Oct-13	Nov-13	Dec-13	Jan-14	Feb-14	Mar-14	Apr-14	May-14	Jun-14	Jul-14	Aug-14	Sep-14
BCWS	409	363	363	363	363	363	363	363	363	363	363	363	363	363
BCWP	291	340	363											
ACWP	340	353	359											
Obligated	340	353	359											
Pending	340	353	359											
CAM EAC	302	363	362											

12 GeV 1.3.6.4 Safety Systems Earned Value \$K



	Aug-13	Sep-13	Oct-13	Nov-13	Dec-13	Jan-14	Feb-14	Mar-14	Apr-14	May-14	Jun-14	Jul-14	Aug-14	Sep-14
BCWS	1,799	1,914	2,023	2,123	2,193	2,235	2,265	2,280	2,286	2,291	2,291	2,291	2,291	2,291
BCWP	1,448	1,867	1,932											
ACWP	1,827	1,882	1,949											
Obligated	1,848	1,895	1,954											
Pending	1,849	1,911	1,954											
CAM EAC	2,195	2,291	2,291											

12 GeV 1.3.6.4.1 Machine Protection Earned Value \$K

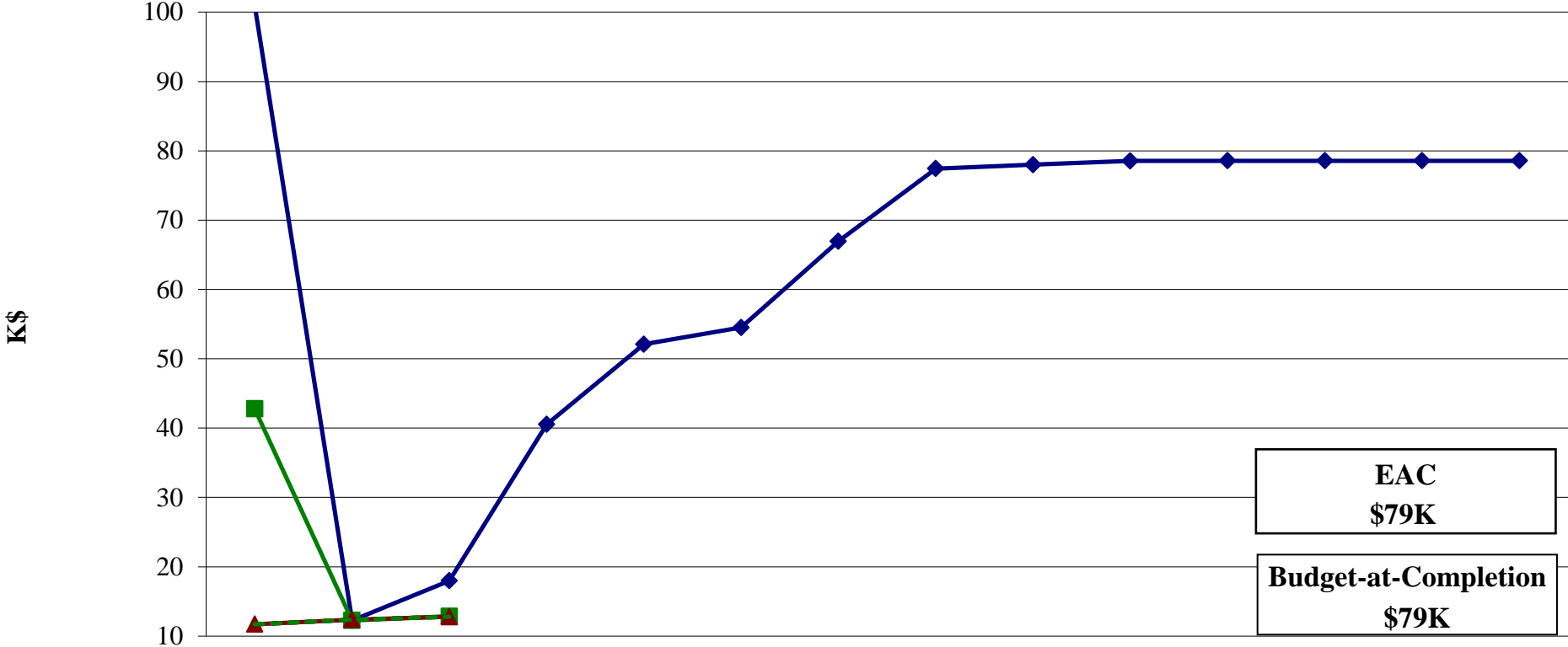


**EAC
\$358K**

**Budget-at-Completion
\$358K**

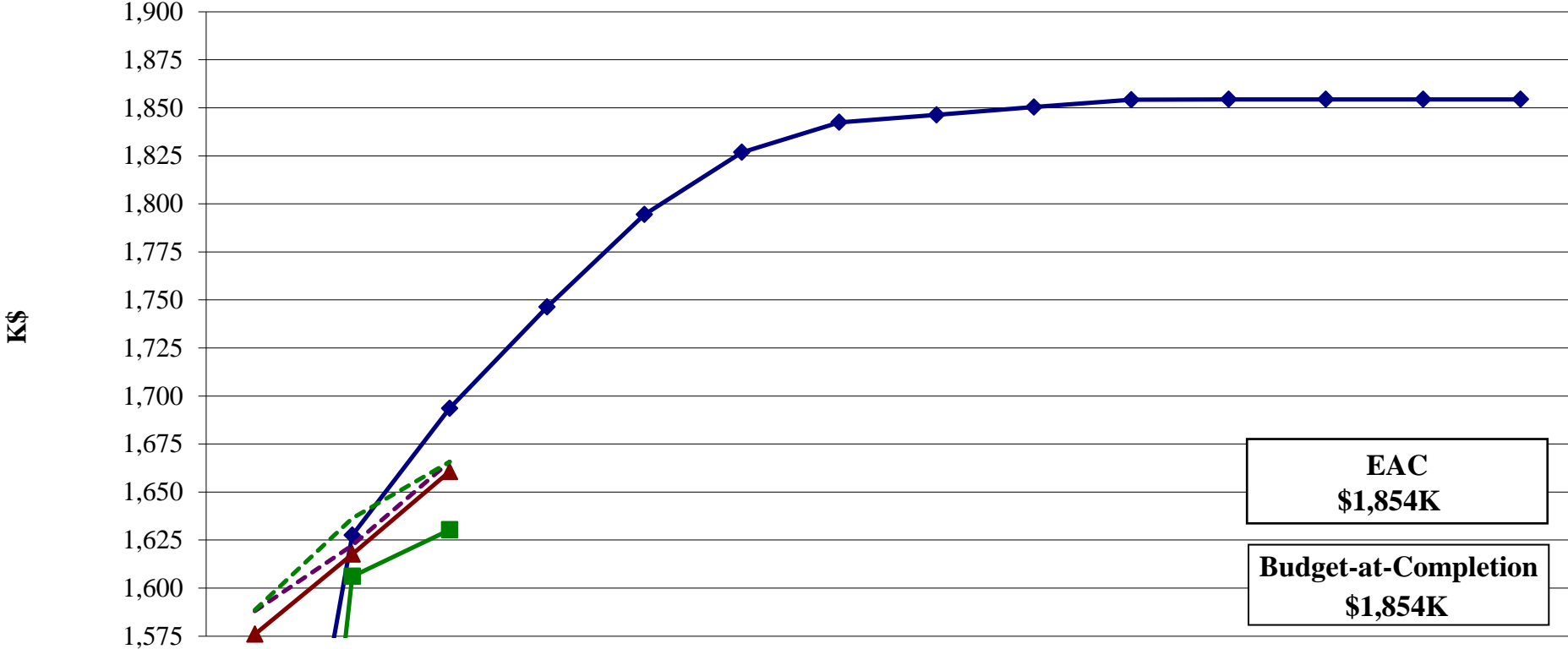
	Aug-13	Sep-13	Oct-13	Nov-13	Dec-13	Jan-14	Feb-14	Mar-14	Apr-14	May-14	Jun-14	Jul-14	Aug-14	Sep-14
BCWS	355	275	311	336	347	353	356	357	357	358	358	358	358	358
BCWP	258	249	289											
ACWP	240	252	275											
Obligated	249	261	275											
Pending	249	262	275											

12 GeV 1.3.6.4.2 BELS Earned Value \$K



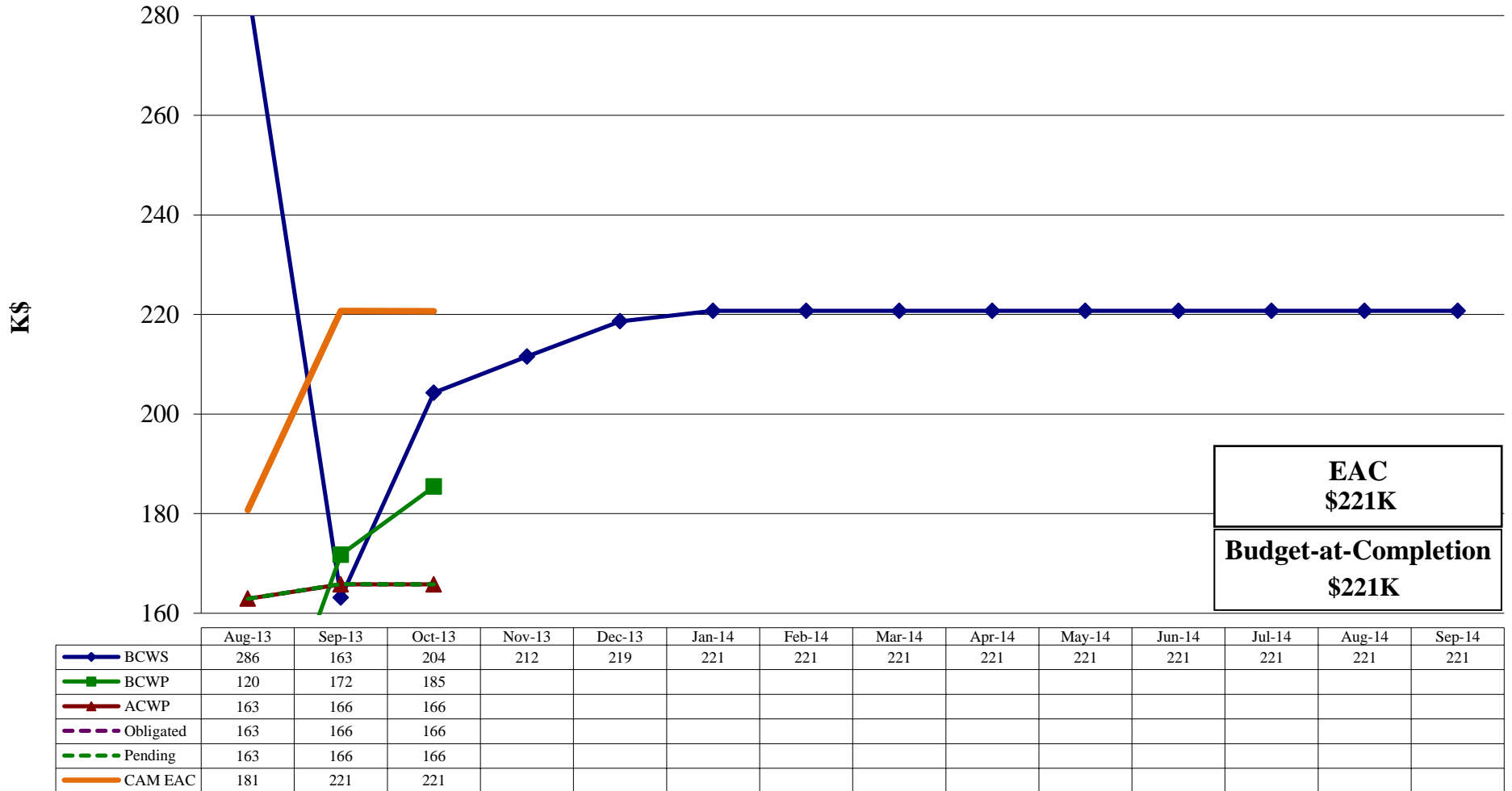
	Aug-13	Sep-13	Oct-13	Nov-13	Dec-13	Jan-14	Feb-14	Mar-14	Apr-14	May-14	Jun-14	Jul-14	Aug-14	Sep-14
BCWS	101	12	18	41	52	55	67	77	78	79	79	79	79	79
BCWP	43	12	13											
ACWP	12	12	13											
Obligated	12	12	13											
Pending	12	12	13											

12 GeV 1.3.6.4.3 PSS Earned Value \$K




	Aug-13	Sep-13	Oct-13	Nov-13	Dec-13	Jan-14	Feb-14	Mar-14	Apr-14	May-14	Jun-14	Jul-14	Aug-14	Sep-14
BCWS	1,343	1,627	1,694	1,746	1,794	1,827	1,842	1,846	1,850	1,854	1,854	1,854	1,854	1,854
BCWP	1,148	1,606	1,630											
ACWP	1,576	1,618	1,661											
Obligated	1,588	1,622	1,666											
Pending	1,589	1,636	1,666											

12 GeV 1.3.6.5 Insertable Dump Earned Value \$K



12 GeV 1.3.6.6 Vacuum Controls Earned Value \$K

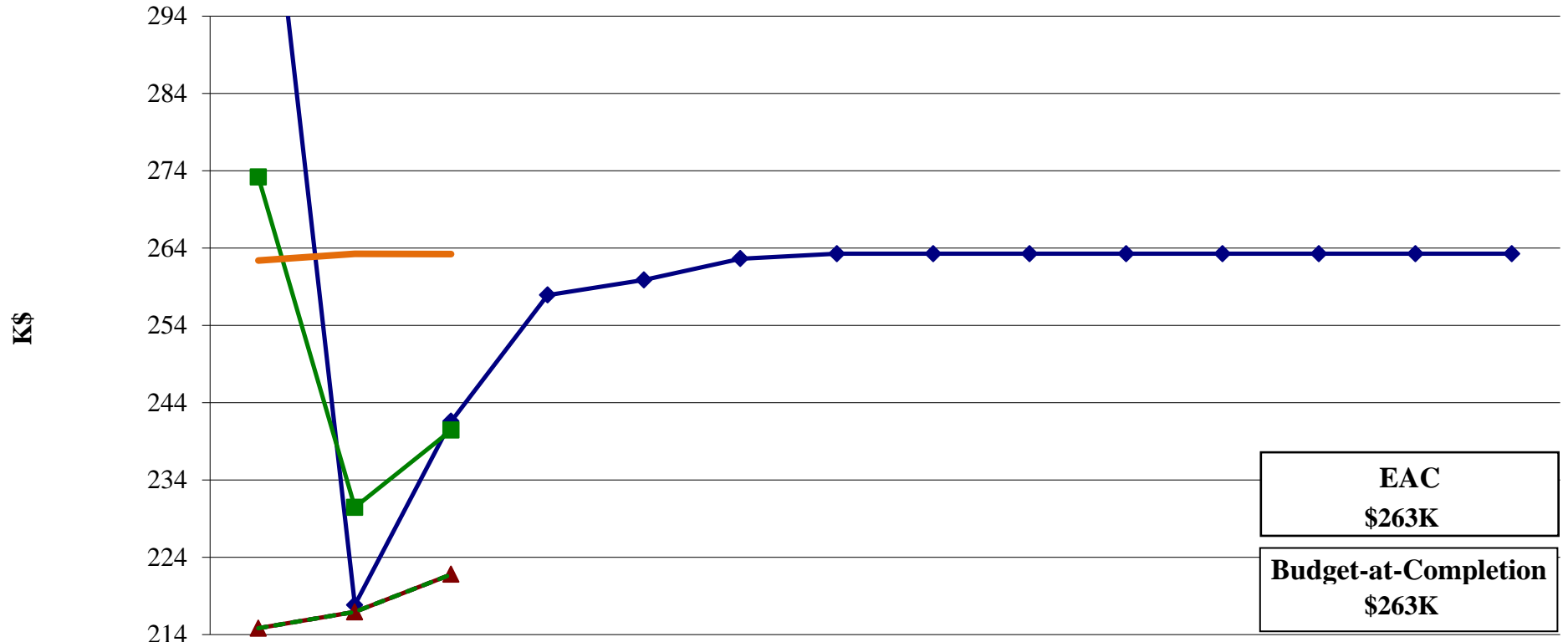


EAC \$1,005K
Budget-at-Completion \$1,005K

	Aug-13	Sep-13	Oct-13	Nov-13	Dec-13	Jan-14	Feb-14	Mar-14	Apr-14	May-14	Jun-14	Jul-14	Aug-14	Sep-14
BCWS	758	1,005	1,005	1,005	1,005	1,005	1,005	1,005	1,005	1,005	1,005	1,005	1,005	1,005
BCWP	731	989	989											
ACWP	986	987	990											
Obligated	986	987	990											
Pending	986	987	990											
CAM EAC	1,006	1,005	1,005											

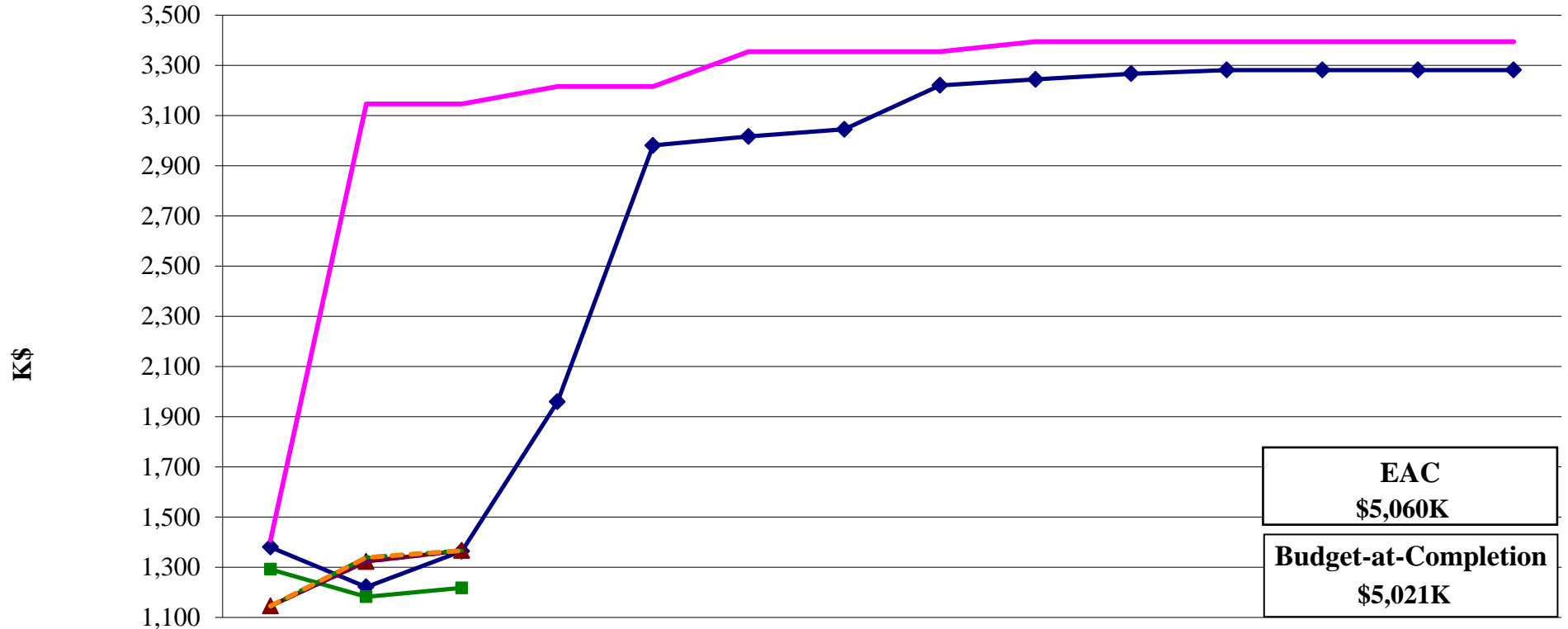
12 GeV 1.3.6.7 Magnet Instrumentation

Earned Value \$K



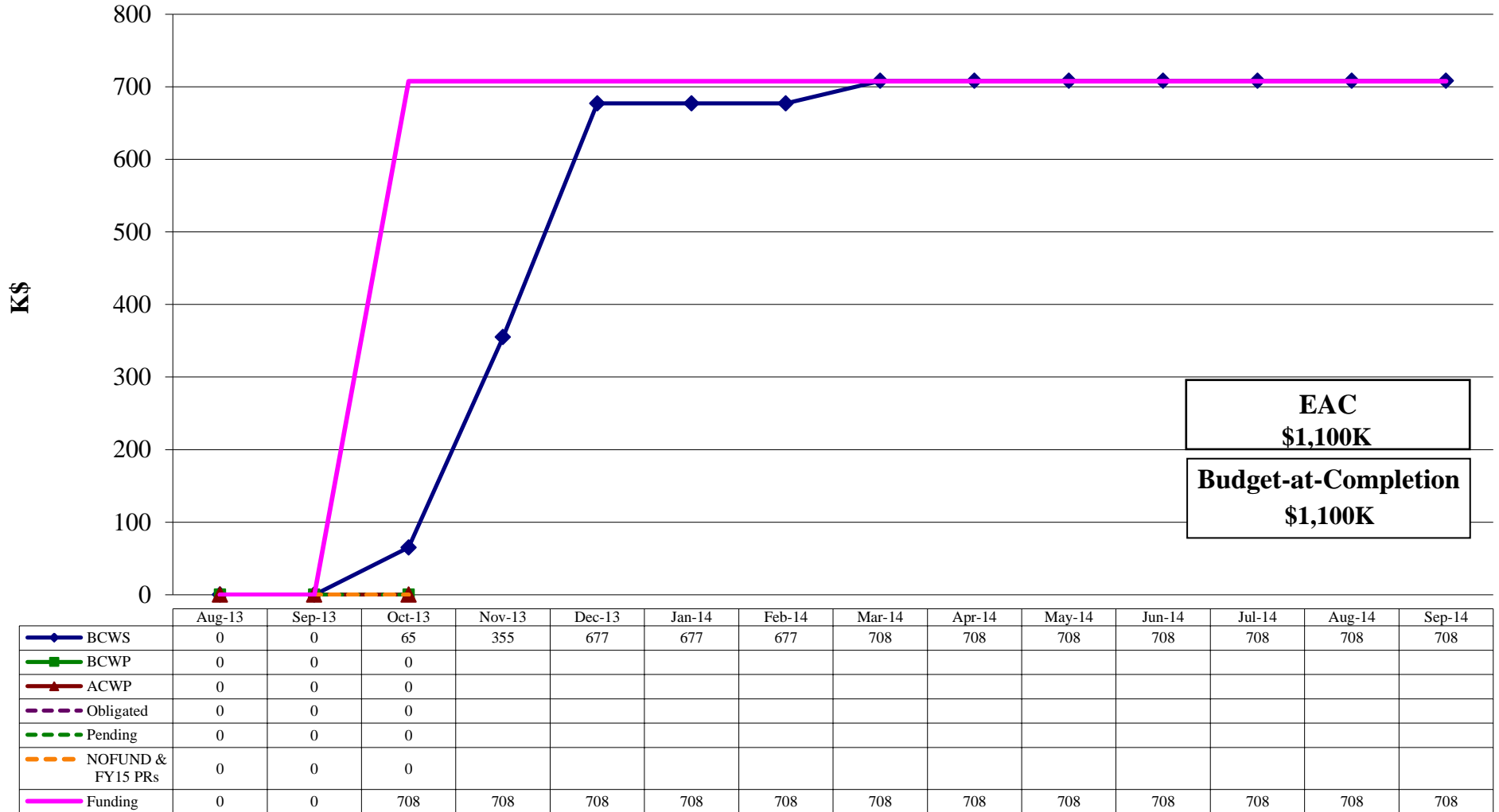
	Aug-13	Sep-13	Oct-13	Nov-13	Dec-13	Jan-14	Feb-14	Mar-14	Apr-14	May-14	Jun-14	Jul-14	Aug-14	Sep-14
BCWS	328	218	242	258	260	263	263	263	263	263	263	263	263	263
BCWP	273	230	240											
ACWP	215	217	222											
Obligated	215	217	222											
Pending	215	217	222											
CAM EAC	262	263	263											

12 GeV 1.8.1 Accelerator Pre-Ops Earned Value \$K



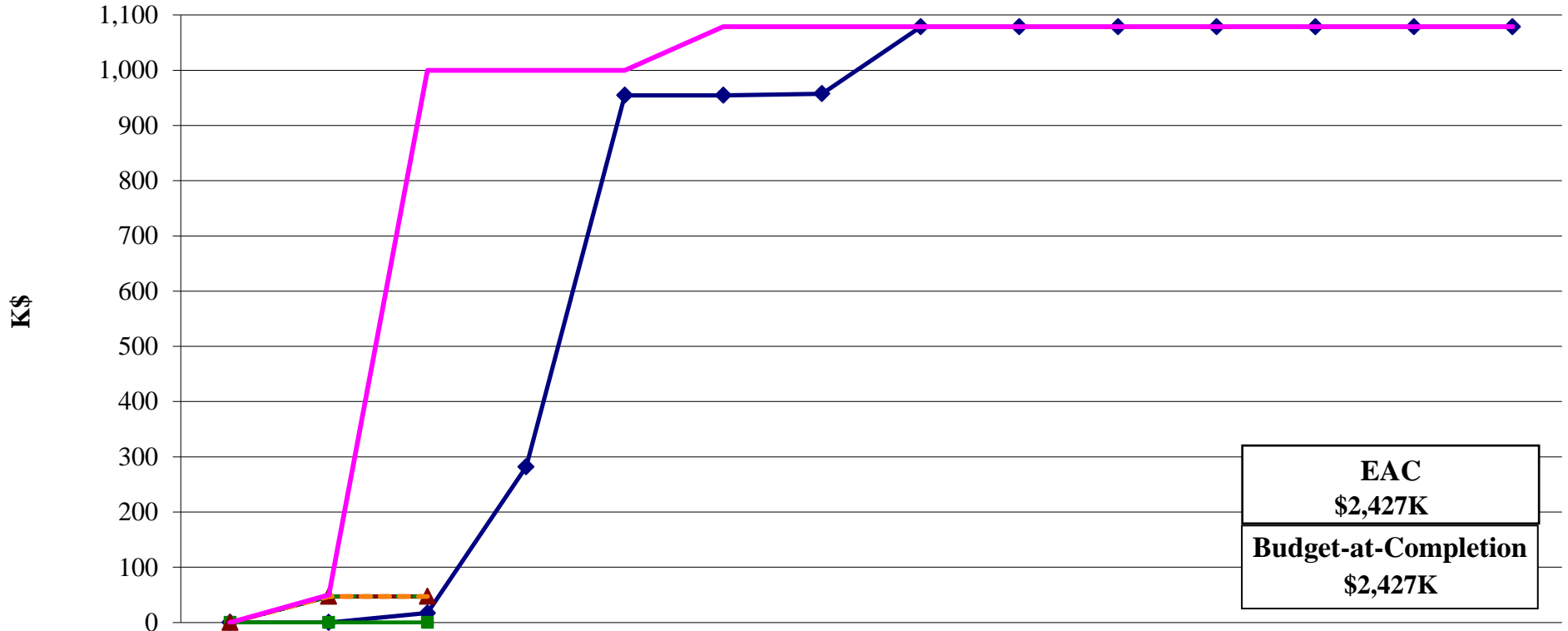
	Aug-13	Sep-13	Oct-13	Nov-13	Dec-13	Jan-14	Feb-14	Mar-14	Apr-14	May-14	Jun-14	Jul-14	Aug-14	Sep-14
BCWS	1,381	1,221	1,364	1,959	2,981	3,017	3,045	3,220	3,244	3,267	3,281	3,281	3,281	3,281
BCWP	1,292	1,183	1,218											
ACWP	1,145	1,323	1,367											
Obligated	1,145	1,323	1,367											
Pending	1,146	1,339	1,367											
NOFUND & FY15 PRs	1,146	1,339	1,367											
Funding	1,408	3,146	3,146	3,216	3,216	3,355	3,355	3,355	3,395	3,395	3,395	3,395	3,395	3,395

12 GeV 1.8.1.1 Accel Pre-Ops Beam Commissioning Earned Value \$K



12 GeV 1.8.1.2 Accel Pre-Ops Utilities

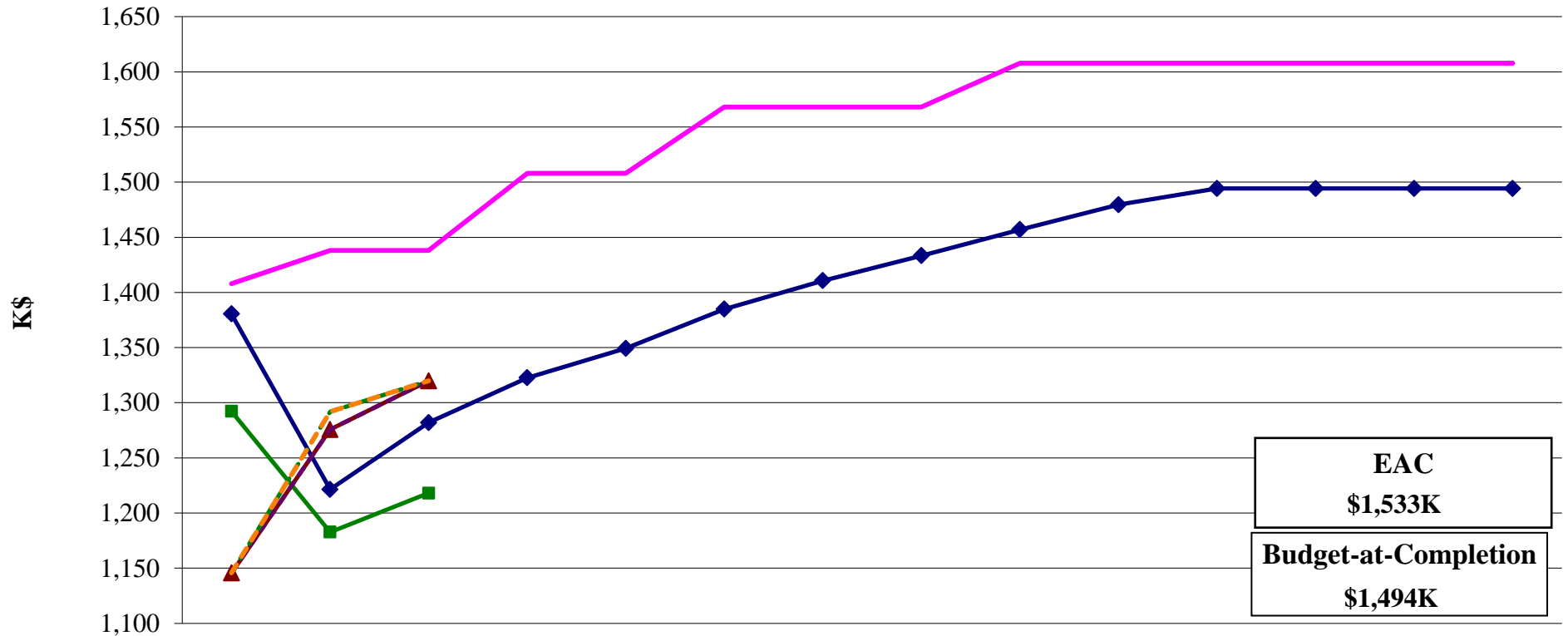
Earned Value \$K



	Aug-13	Sep-13	Oct-13	Nov-13	Dec-13	Jan-14	Feb-14	Mar-14	Apr-14	May-14	Jun-14	Jul-14	Aug-14	Sep-14
BCWS	0	0	17	282	955	955	957	1,079	1,079	1,079	1,079	1,079	1,079	1,079
BCWP	0	0	0											
ACWP	0	47	47											
Obligated	0	47	47											
Pending	0	47	47											
NOFUND & FY15 PRs	0	47	47											
Funding	0	50	1,000	1,000	1,000	1,079	1,079	1,079	1,079	1,079	1,079	1,079	1,079	1,079

12 GeV 1.8.1.3 Accelerator Pre-Ops Checkout

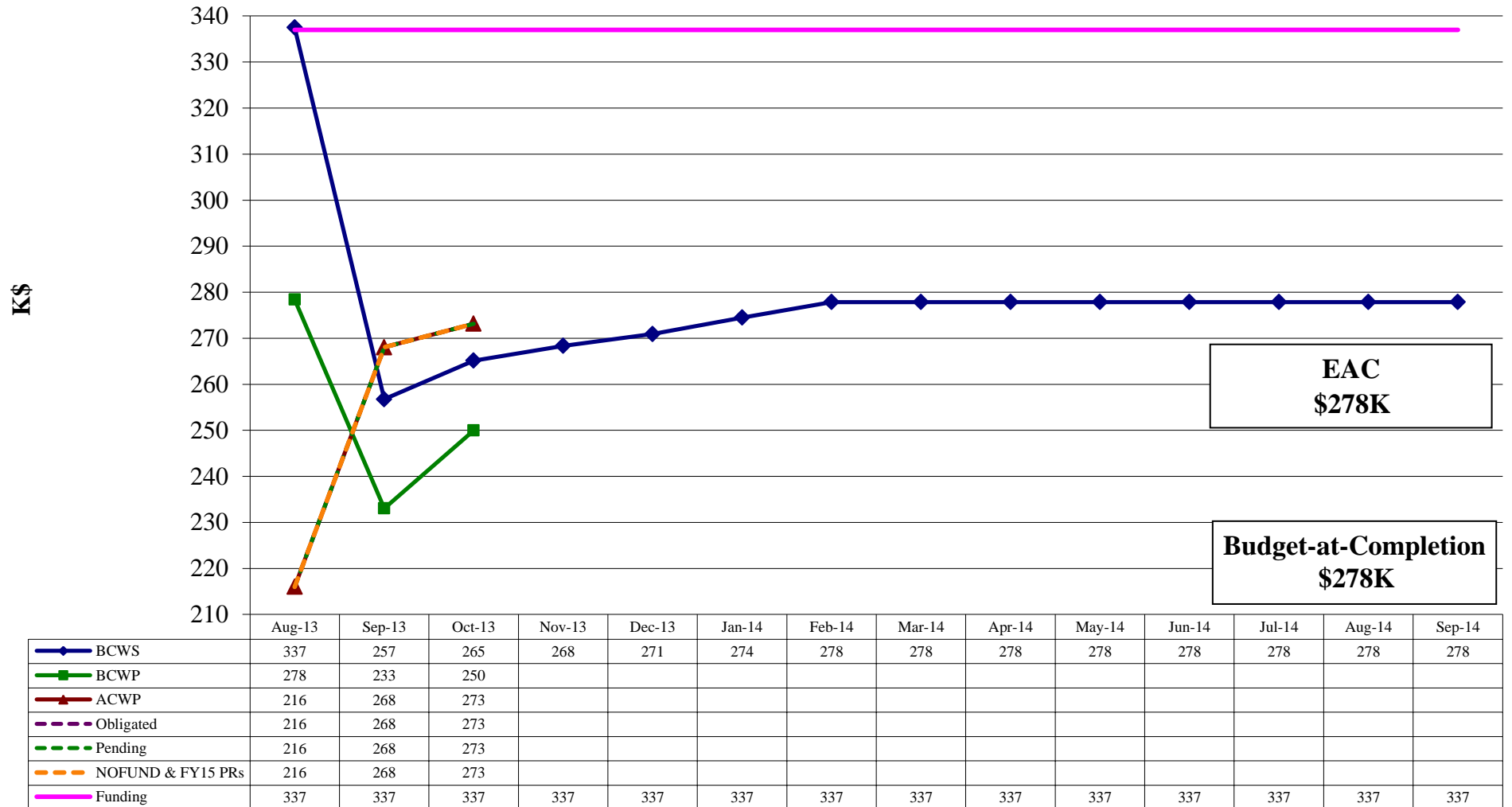
Earned Value \$K



	Aug-13	Sep-13	Oct-13	Nov-13	Dec-13	Jan-14	Feb-14	Mar-14	Apr-14	May-14	Jun-14	Jul-14	Aug-14	Sep-14
BCWS	1,381	1,221	1,282	1,323	1,349	1,385	1,411	1,433	1,457	1,480	1,494	1,494	1,494	1,494
BCWP	1,292	1,183	1,218											
ACWP	1,145	1,276	1,320											
Obligated	1,145	1,276	1,320											
Pending	1,146	1,292	1,320											
NOFUND & FY15 PRs	1,146	1,292	1,320											
Funding	1,408	1,438	1,438	1,508	1,508	1,568	1,568	1,568	1,608	1,608	1,608	1,608	1,608	1,608

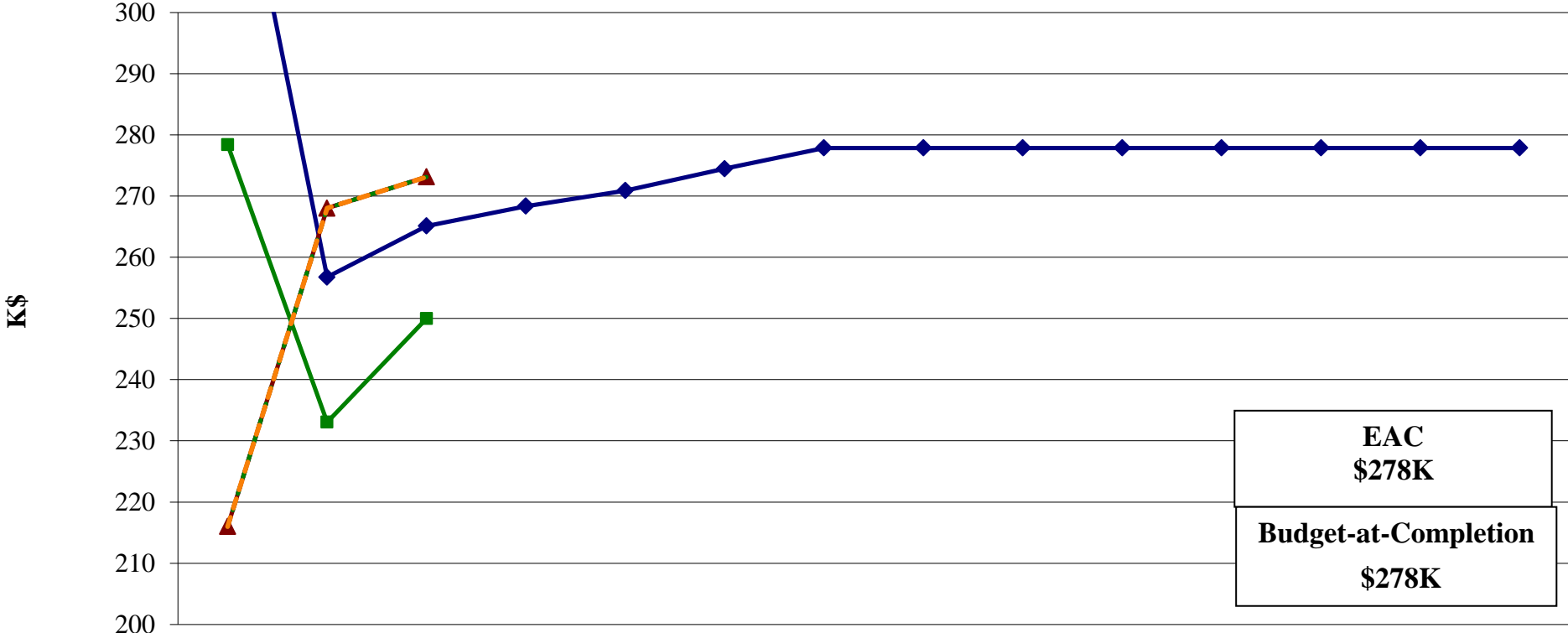
12 GeV 1.8.1.3.1 Cryomodules Pre-Ops

Earned Value \$K



12 GeV 1.8.1.3.1.5 Cryomodules In-Tunnel Checkout

Earned Value \$K



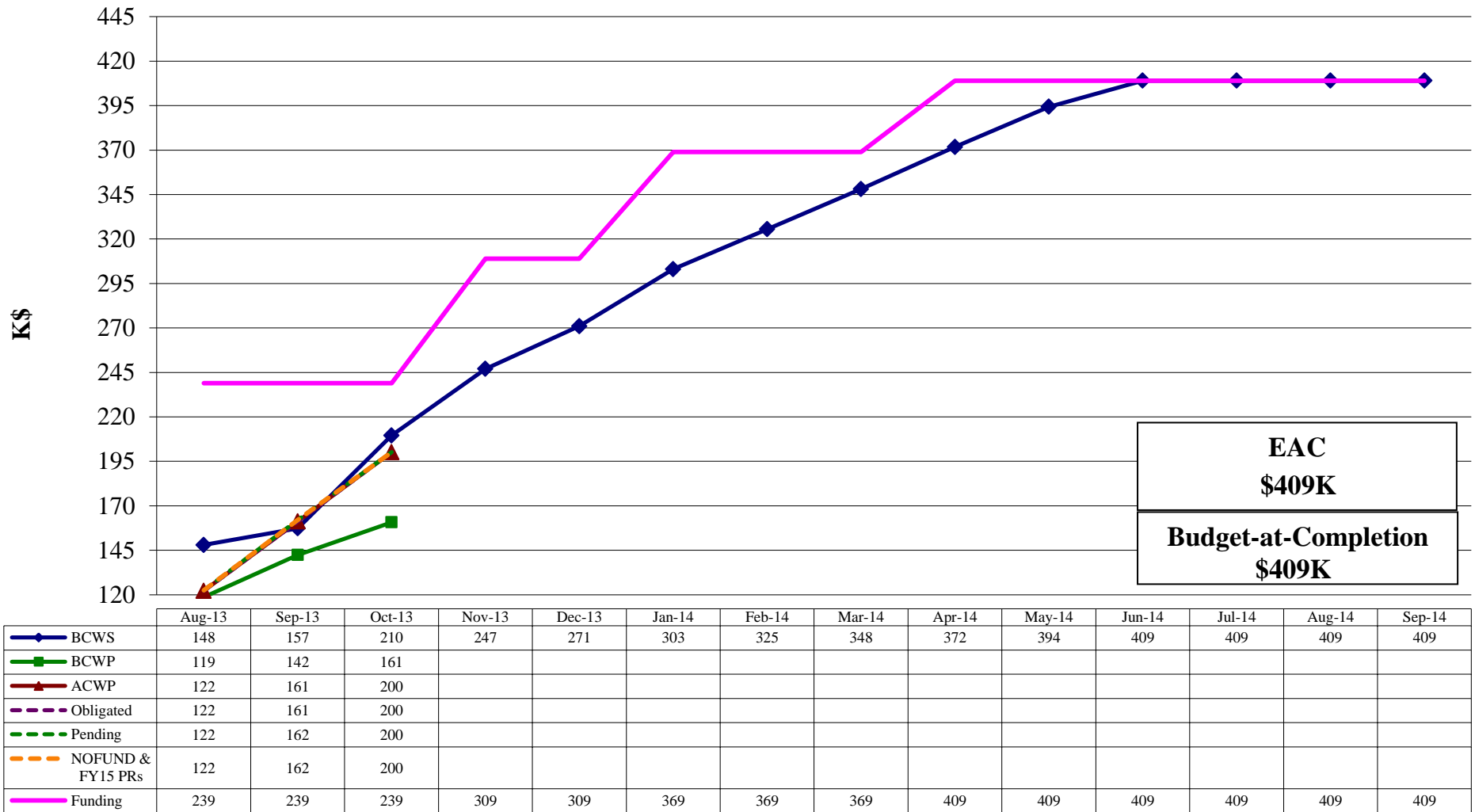
	Aug-13	Sep-13	Oct-13	Nov-13	Dec-13	Jan-14	Feb-14	Mar-14	Apr-14	May-14	Jun-14	Jul-14	Aug-14	Sep-14
BCWS	337	257	265	268	271	274	278	278	278	278	278	278	278	278
BCWP	278	233	250											
ACWP	216	268	273											
Obligated	216	268	273											
Pending	216	268	273											
NOFUND & FY15 PRs	216	268	273											

EAC
\$278K

Budget-at-Completion
\$278K

12 GeV 1.8.1.3.2 Power Pre-Ops Checkout

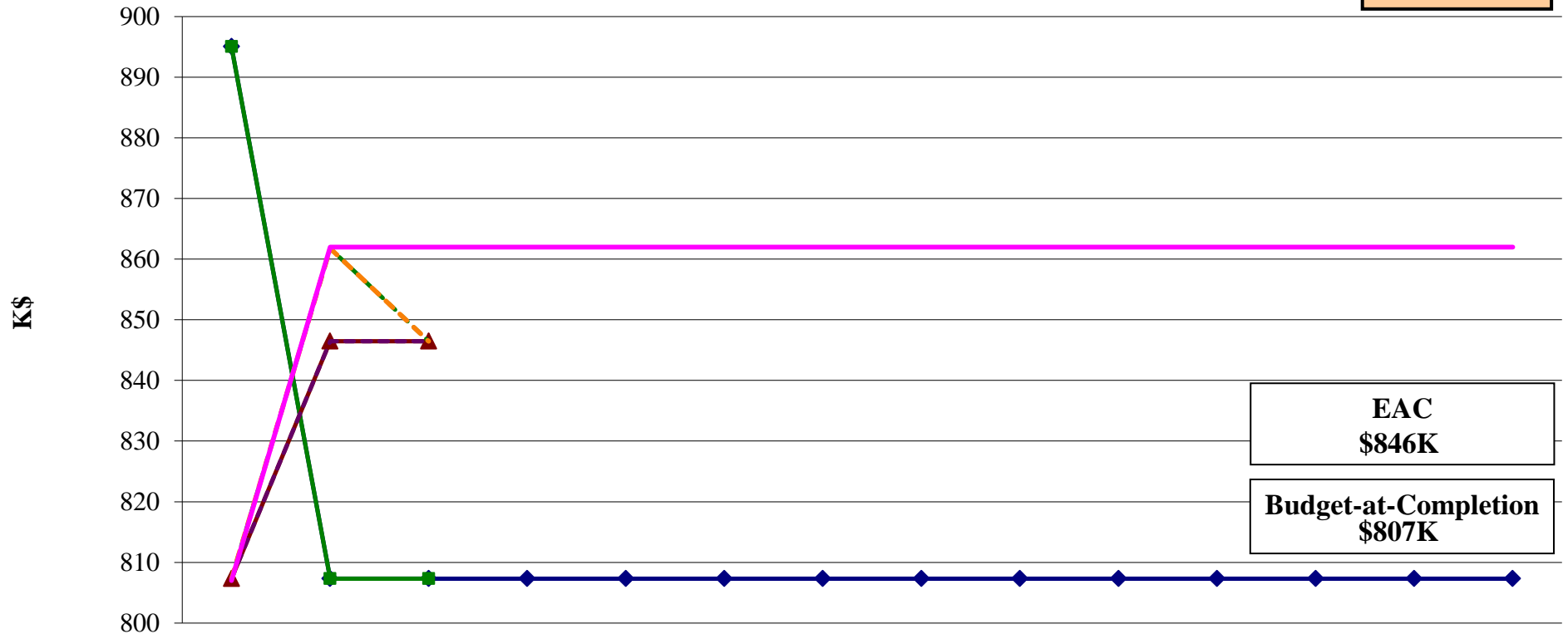
Earned Value \$K



12 GeV 1.8.1.3.3 Cryogenics Pre-Ops Checkout

Earned Value \$K

Account
Closed

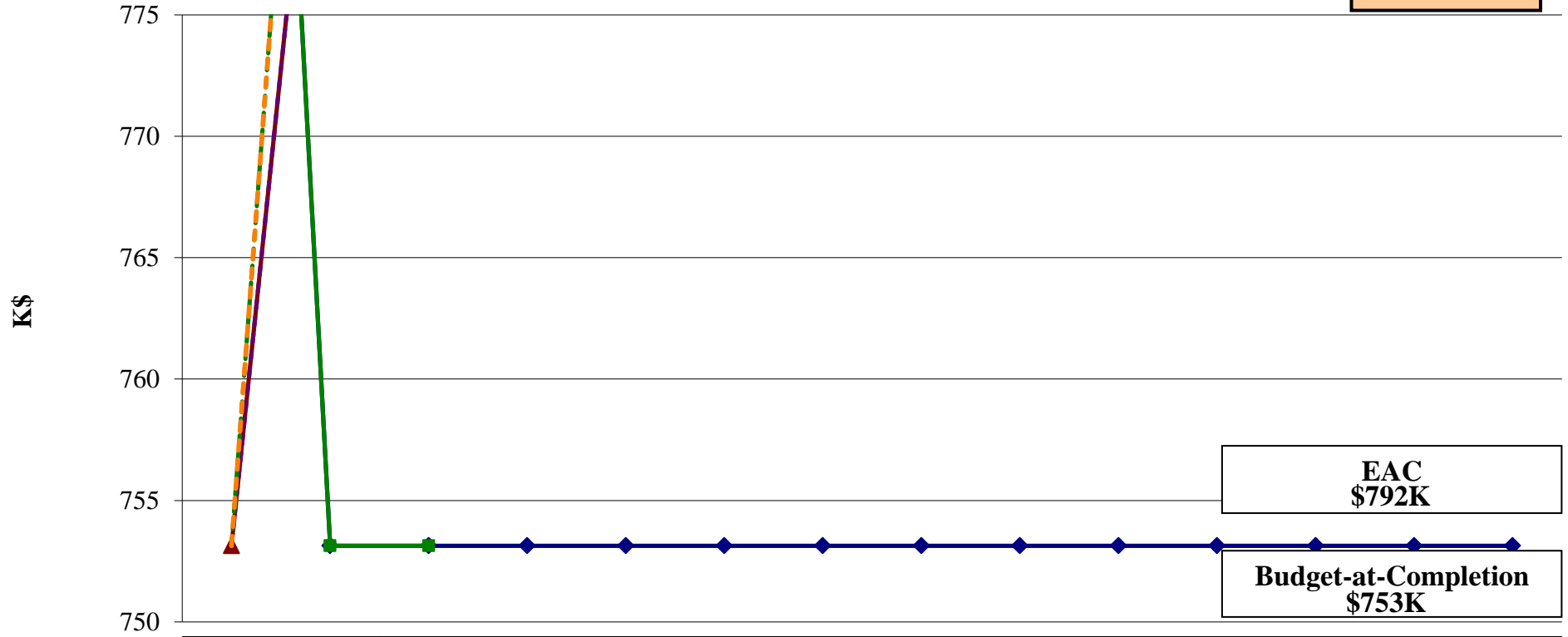


	Aug-13	Sep-13	Oct-13	Nov-13	Dec-13	Jan-14	Feb-14	Mar-14	Apr-14	May-14	Jun-14	Jul-14	Aug-14	Sep-14
BCWS	895	807	807	807	807	807	807	807	807	807	807	807	807	807
BCWP	895	807	807											
ACWP	807	846	846											
Obligated	807	846	846											
Pending	807	862	846											
NOFUND & FY15 PRs	807	862	846											
Funding	807	862	862	862	862	862	862	862	862	862	862	862	862	862

12 GeV 1.8.1.3.3.1 CHL2 Pre-Ops Checkout

Earned Value \$K

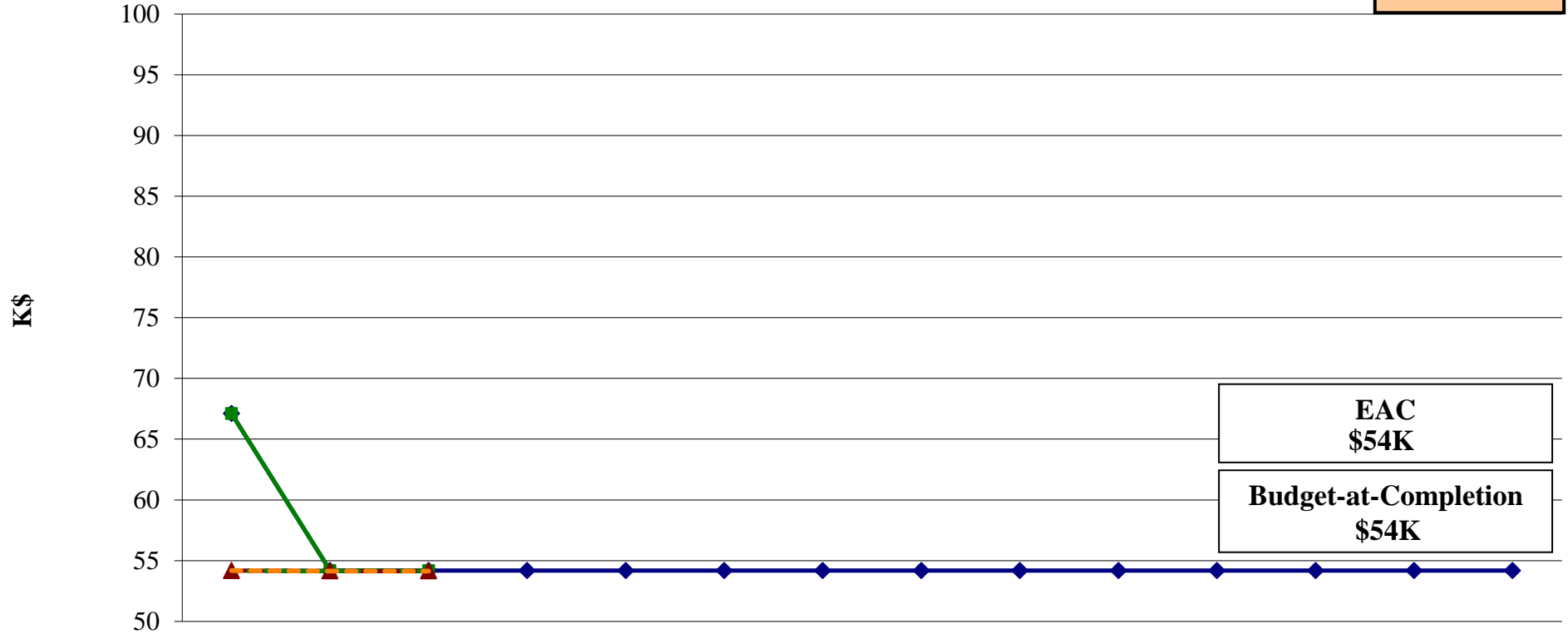
Account Closed



	Aug-13	Sep-13	Oct-13	Nov-13	Dec-13	Jan-14	Feb-14	Mar-14	Apr-14	May-14	Jun-14	Jul-14	Aug-14	Sep-14
BCWS	828	753	753	753	753	753	753	753	753	753	753	753	753	753
BCWP	828	753	753											
ACWP	753	792	792											
Obligated	753	792	792											
Pending	753	808	792											
NOFUND & FY15 PRs	753	808	792											

12 GeV 1.8.1.3.3.2 Hall D Cryogenics Pre-Ops Checkout Earned Value \$K

Account
Closed



	Aug-13	Sep-13	Oct-13	Nov-13	Dec-13	Jan-14	Feb-14	Mar-14	Apr-14	May-14	Jun-14	Jul-14	Aug-14	Sep-14
BCWS	67	54	54	54	54	54	54	54	54	54	54	54	54	54
BCWP	67	54	54											
ACWP	54	54	54											
Obligated	54	54	54											
Pending	54	54	54											
NOFUND & FY15 PRs	54	54	54											