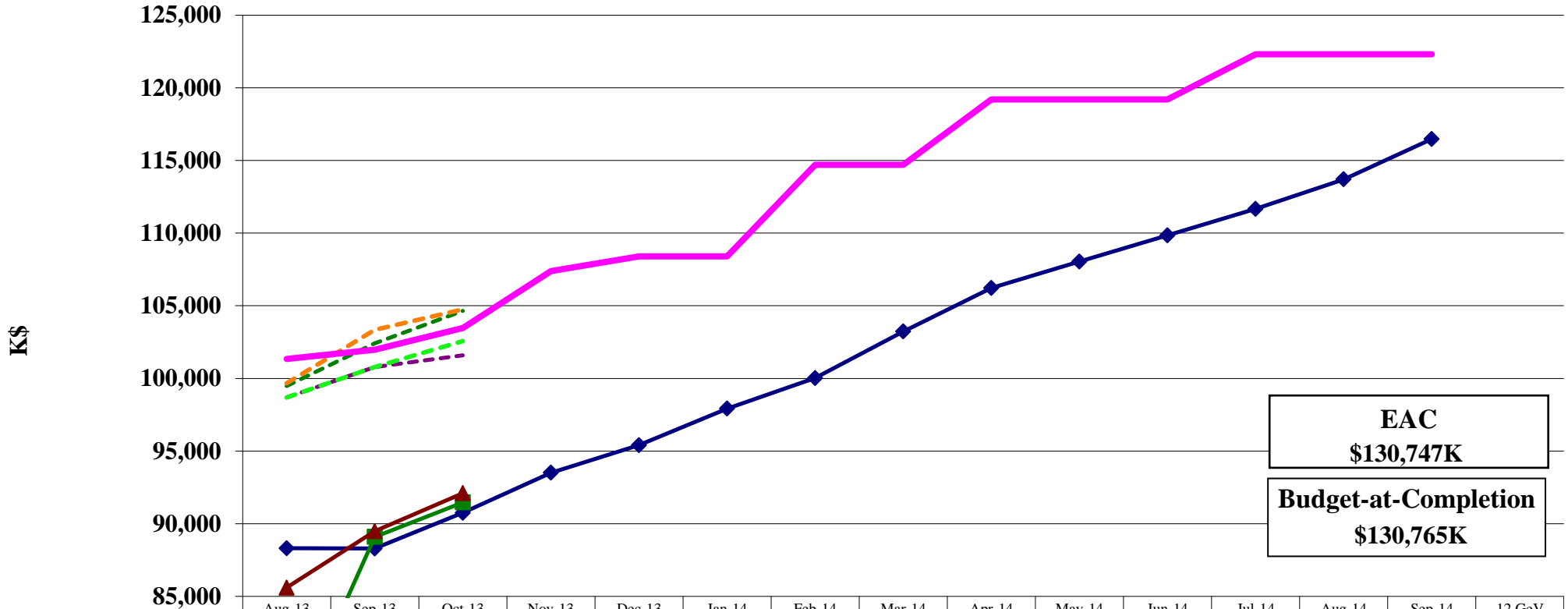


12 GeV 1.4/1.5 NP Construction Experimental Halls

Earned Value \$K

Including changes through CR14-001



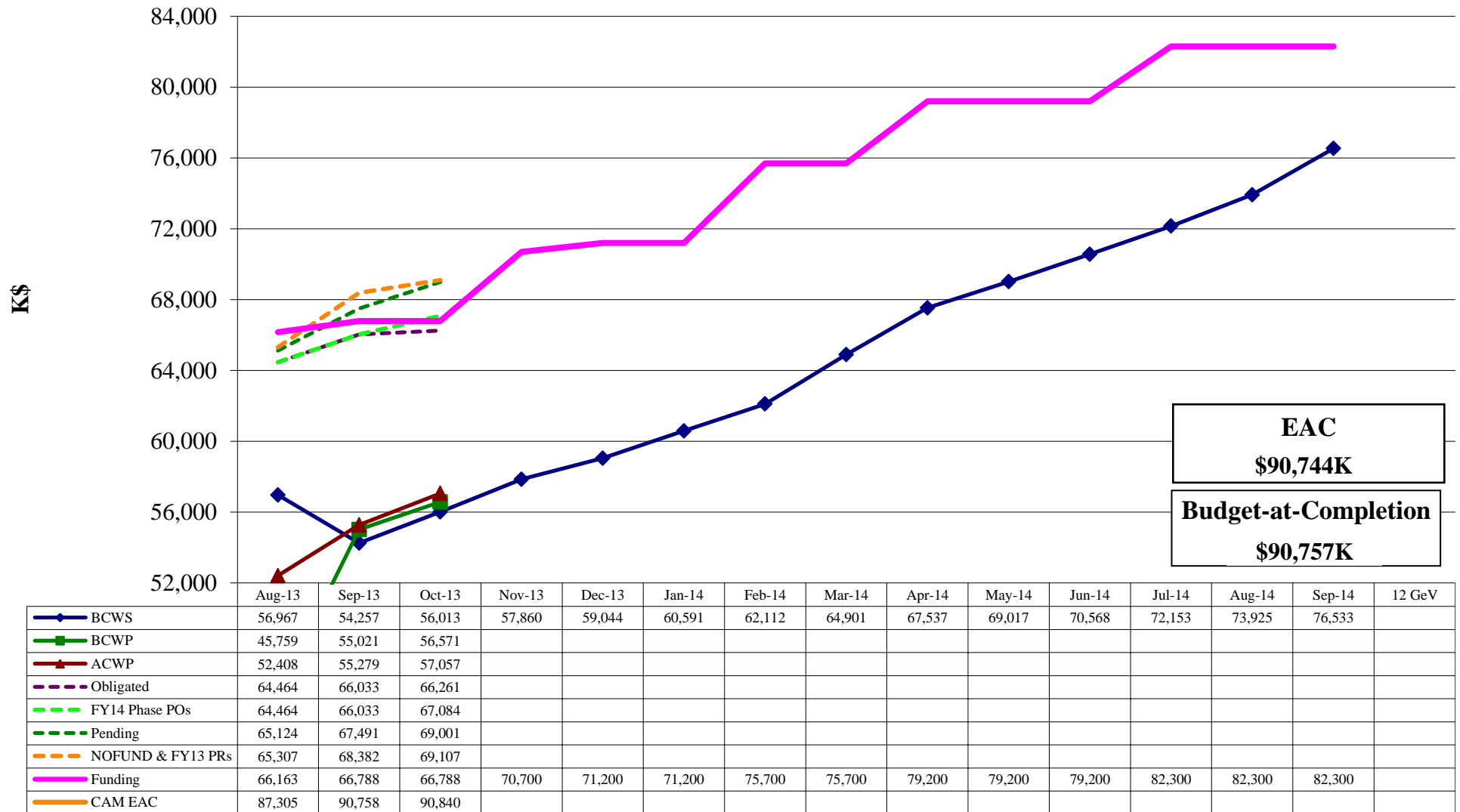
EAC
\$130,747K

Budget-at-Completion
\$130,765K

	Aug-13	Sep-13	Oct-13	Nov-13	Dec-13	Jan-14	Feb-14	Mar-14	Apr-14	May-14	Jun-14	Jul-14	Aug-14	Sep-14	12 GeV
BCWS	88,311	88,295	90,748	93,506	95,406	97,919	100,019	103,227	106,225	108,040	109,849	111,671	113,705	116,479	
BCWP	75,562	89,091	91,465												
ACWP	85,595	89,477	92,095												
Obligated	98,693	100,777	101,597												
FY14 Phase POs	98,693	100,777	102,566												
Pending	99,484	102,406	104,642												
NOFUND & FY15 PRs	99,668	103,342	104,748												
Funding	101,346	101,971	103,471	107,383	108,400	108,400	114,700	114,700	119,207	119,207	119,207	122,307	122,307	122,307	

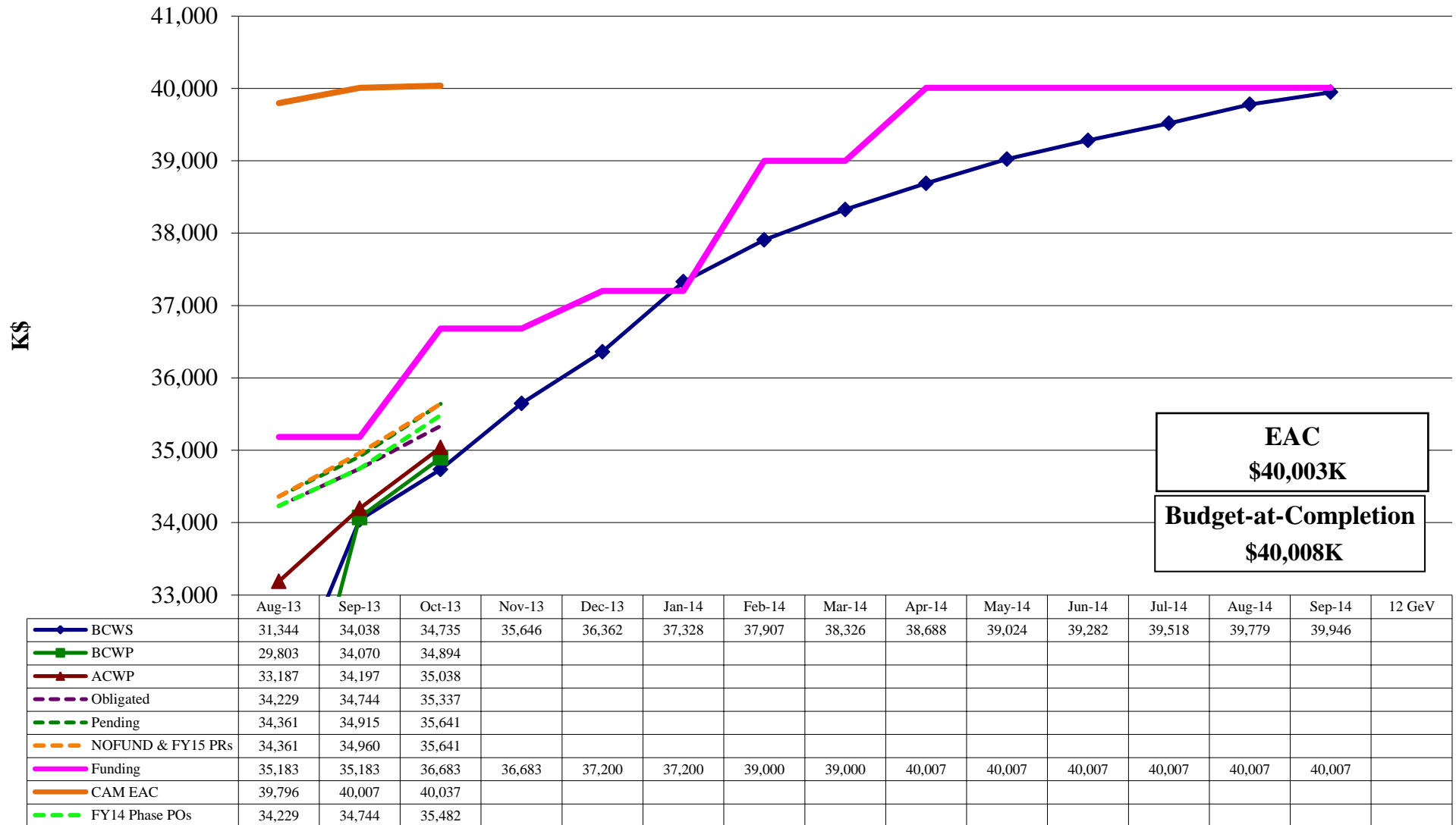
12 GeV 1.4 Construction Upgrade Hall A, B & C

Earned Value \$K



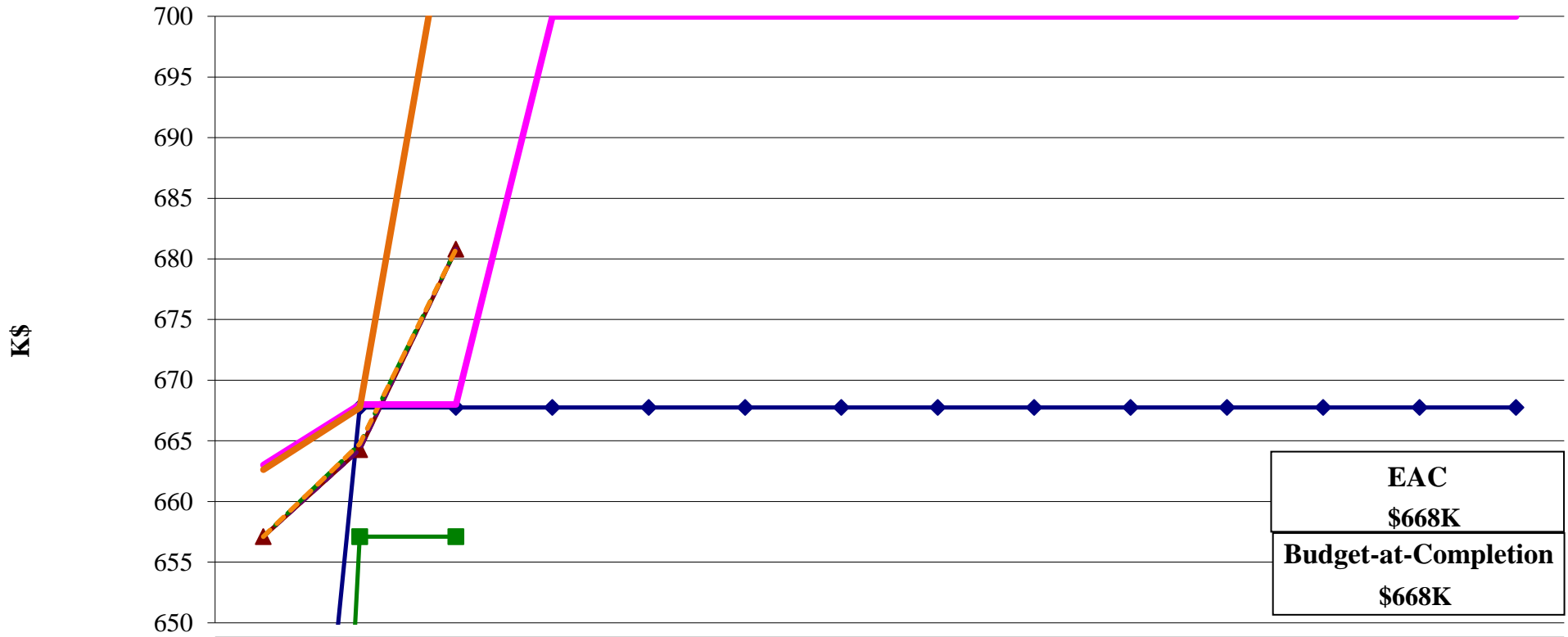
12 GeV 1.5 Construction Hall D

Earned Value \$K



12 GeV 1.4.1 Construction Hall A

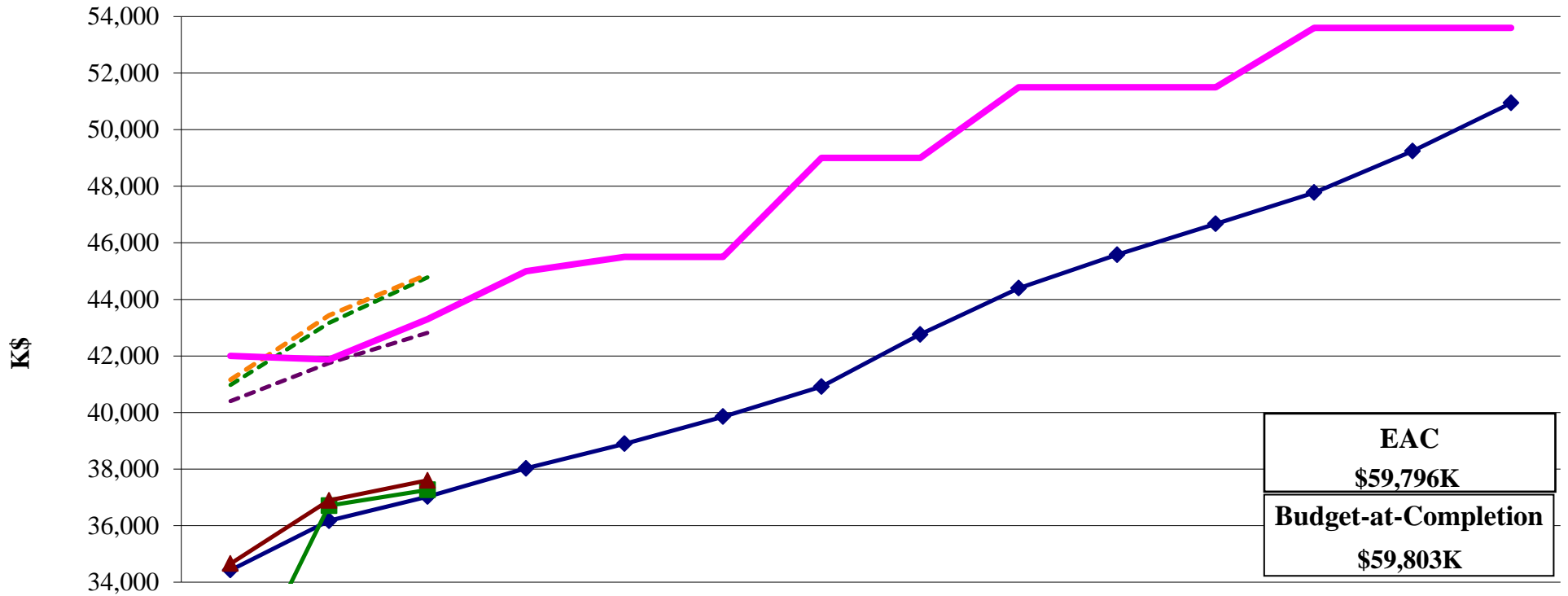
Earned Value \$K



	Aug-13	Sep-13	Oct-13	Nov-13	Dec-13	Jan-14	Feb-14	Mar-14	Apr-14	May-14	Jun-14	Jul-14	Aug-14	Sep-14
BCWS	588	668	668	668	668	668	668	668	668	668	668	668	668	668
BCWP	505	657	657											
ACWP	657	664	681											
Obligated	657	664	681											
Pending	657	665	681											
NOFUND & FY15 PRs	657	665	681											
Funding	663	668	668	700	700	700	700	700	700	700	700	700	700	700
CAM EAC	663	668	713											


12 GeV 1.4.2 Construction Hall B

Earned Value \$K



	Aug-13	Sep-13	Oct-13	Nov-13	Dec-13	Jan-14	Feb-14	Mar-14	Apr-14	May-14	Jun-14	Jul-14	Aug-14	Sep-14
BCWS	34,429	36,171	37,024	38,026	38,896	39,852	40,915	42,758	44,396	45,577	46,672	47,773	49,243	50,946
BCWP	29,635	36,709	37,262											
ACWP	34,659	36,890	37,601											
Obligated	40,405	41,749	42,813											
Pending	40,971	43,164	44,779											
NOFUND & FY15 PRs	41,155	43,431	44,885											
Funding	42,000	41,875	43,300	45,000	45,500	45,500	49,000	49,000	51,500	51,500	51,500	53,600	53,600	53,600
CAM EAC	57,272	59,806	59,847											

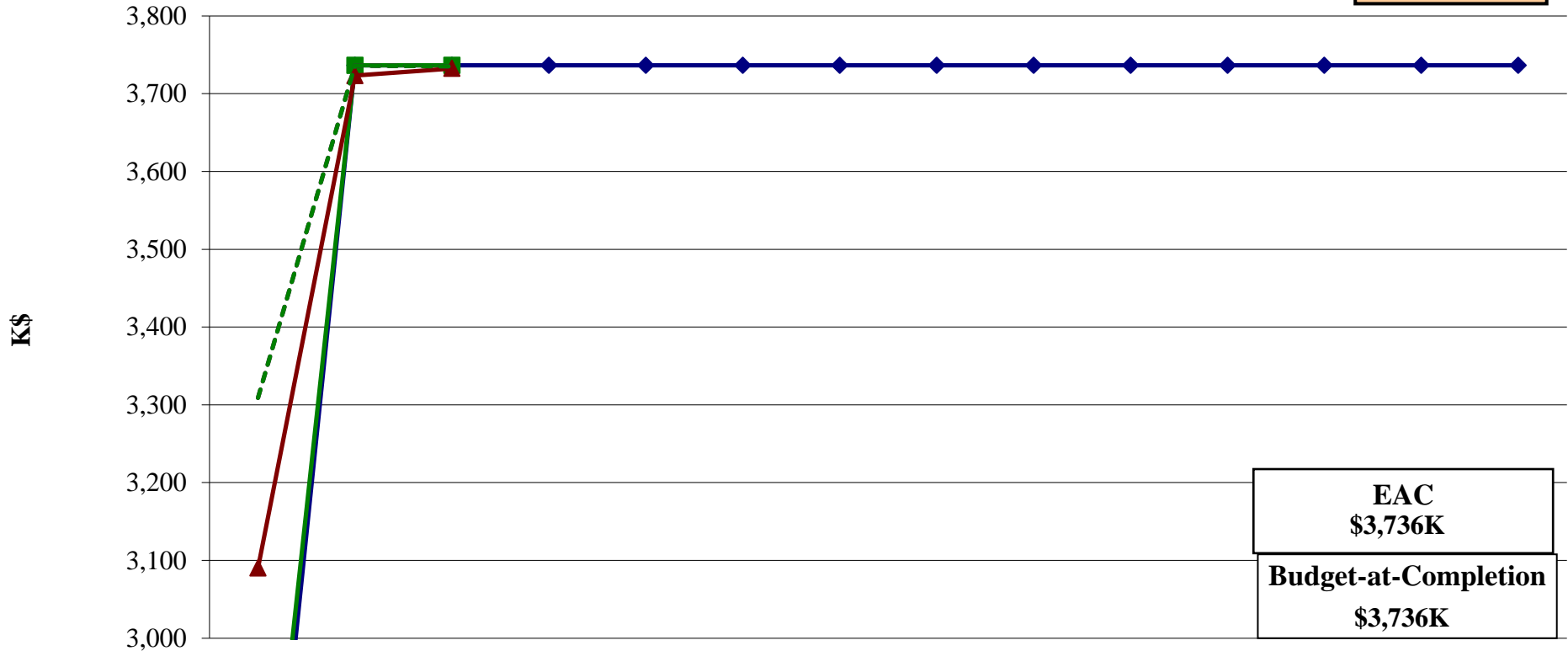
12 GeV 1.4.2.1 Magnet Earned Value \$K



	Aug-13	Sep-13	Oct-13	Nov-13	Dec-13	Jan-14	Feb-14	Mar-14	Apr-14	May-14	Jun-14	Jul-14	Aug-14	Sep-14
BCWS	3,846	5,709	5,709	5,709	5,709	5,709	5,709	5,709	5,709	5,709	5,709	5,709	5,709	5,709
BCWP	3,908	5,709	5,709											
ACWP	4,730	5,696	5,705											
Obligated	4,990	5,709	5,708											
Pending	4,990	5,709	5,708											
CAM EAC	5,025	5,709	5,709											

12 GeV 1.4.2.1.1 Toroidal Magnet Earned Value \$K

**Account
Closed**



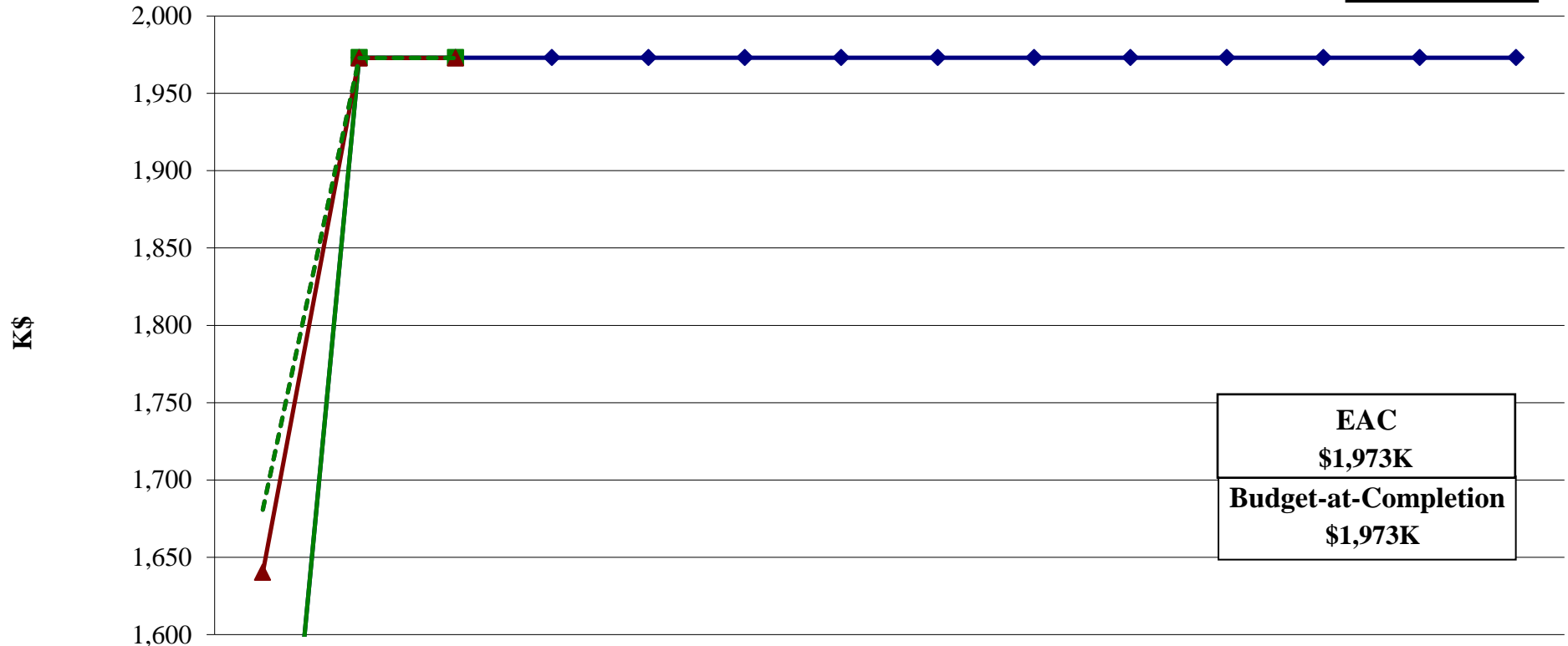
	Aug-13	Sep-13	Oct-13	Nov-13	Dec-13	Jan-14	Feb-14	Mar-14	Apr-14	May-14	Jun-14	Jul-14	Aug-14	Sep-14
BCWS	2,532	3,736	3,736	3,736	3,736	3,736	3,736	3,736	3,736	3,736	3,736	3,736	3,736	3,736
BCWP	2,593	3,736	3,736											
ACWP	3,090	3,723	3,732											
Obligated	3,309	3,736	3,735											
Pending	3,309	3,736	3,735											

**EAC
\$3,736K**

**Budget-at-Completion
\$3,736K**

12 GeV 1.4.2.1.2 Magnet Solenoid Earned Value \$K

**Account
Closed**



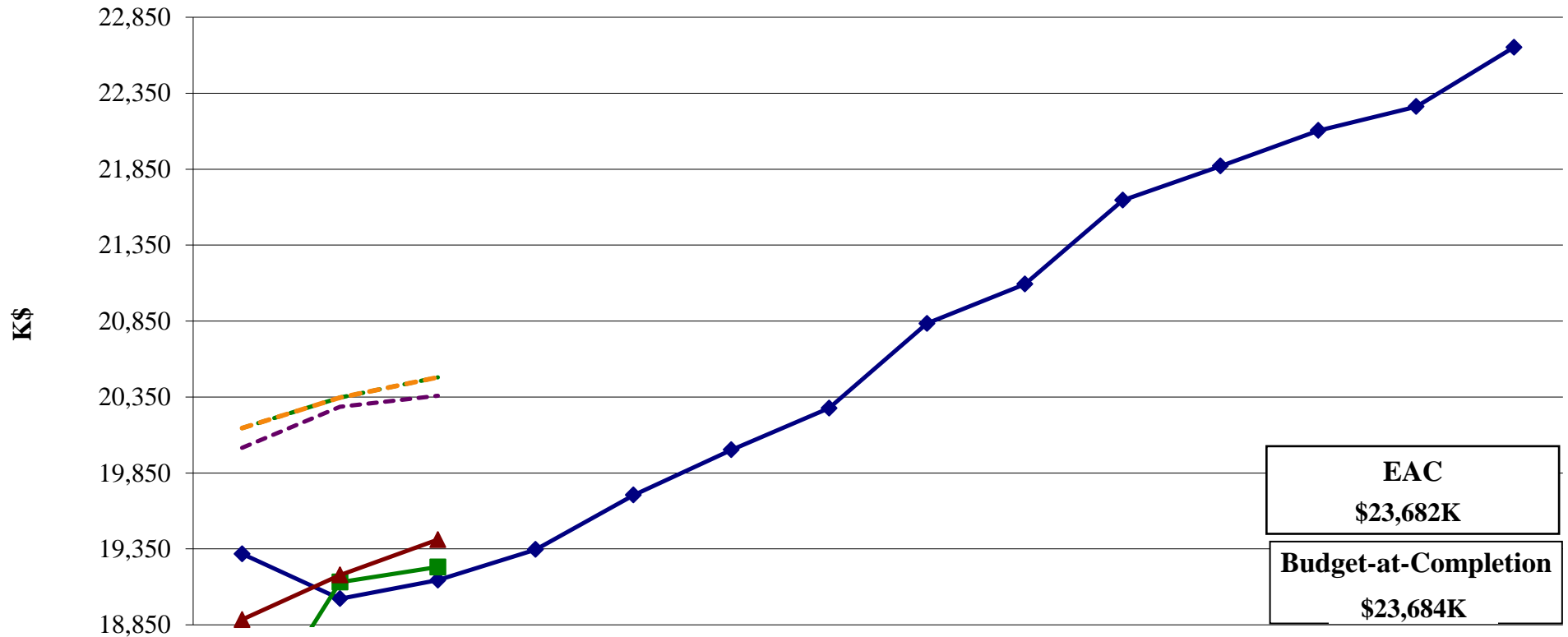
**EAC
\$1,973K**

**Budget-at-Completion
\$1,973K**

	Aug-13	Sep-13	Oct-13	Nov-13	Dec-13	Jan-14	Feb-14	Mar-14	Apr-14	May-14	Jun-14	Jul-14	Aug-14	Sep-14
BCWS	1,315	1,973	1,973	1,973	1,973	1,973	1,973	1,973	1,973	1,973	1,973	1,973	1,973	1,973
BCWP	1,315	1,973	1,973											
ACWP	1,640	1,973	1,973											
Obligated	1,681	1,973	1,973											
Pending	1,681	1,973	1,973											

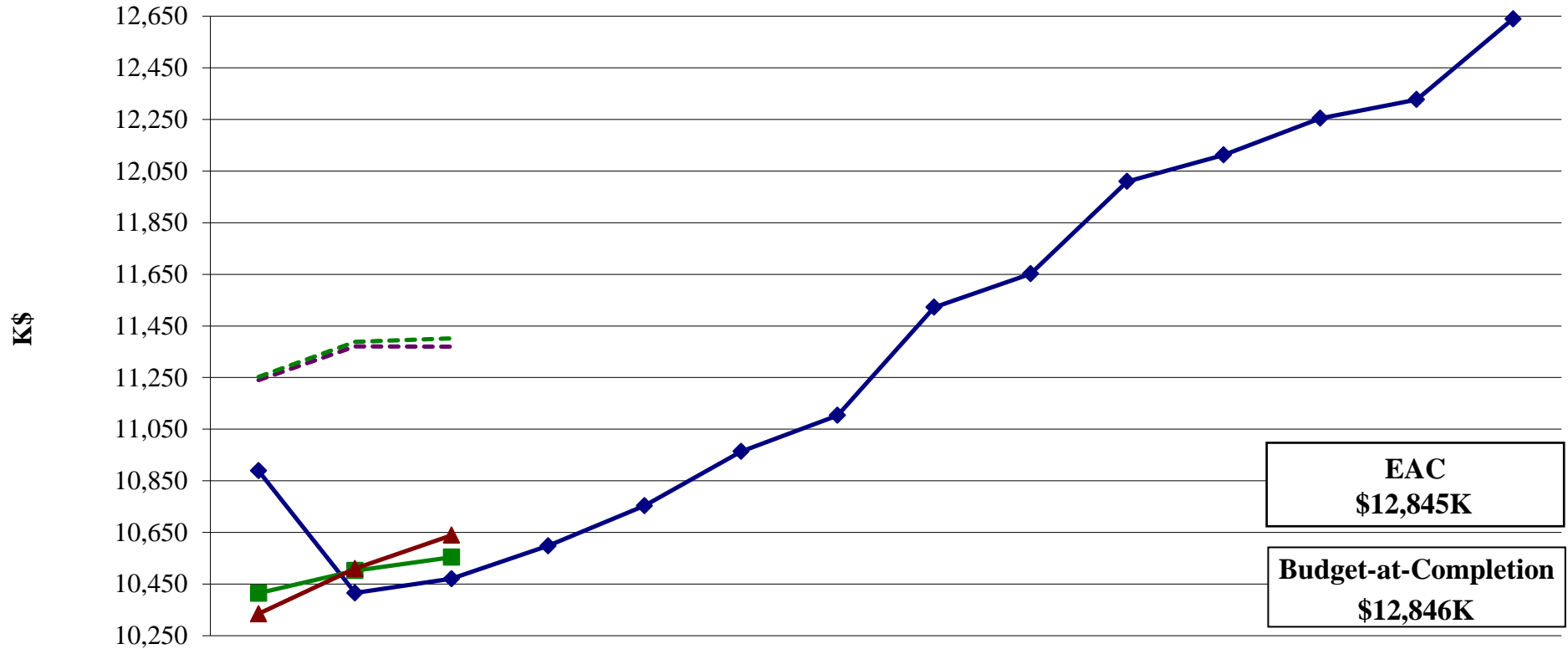
12 GeV 1.4.2.2 Detectors

Earned Value \$K



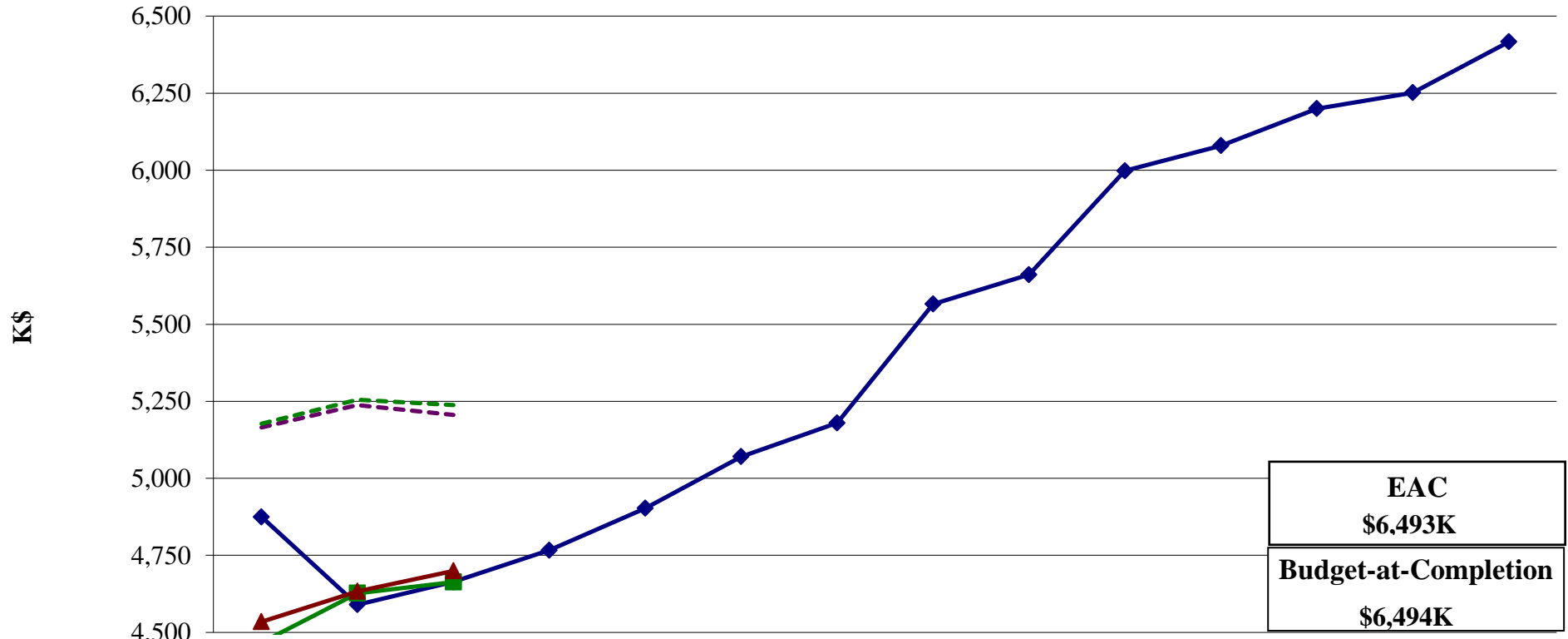
	Aug-13	Sep-13	Oct-13	Nov-13	Dec-13	Jan-14	Feb-14	Mar-14	Apr-14	May-14	Jun-14	Jul-14	Aug-14	Sep-14
BCWS	19,318	19,022	19,144	19,346	19,704	20,003	20,277	20,834	21,093	21,645	21,871	22,104	22,262	22,652
BCWP	18,107	19,131	19,231											
ACWP	18,885	19,178	19,411											
Obligated	20,016	20,285	20,359											
Pending	20,146	20,346	20,480											
NOFUND & FY15 PRs	20,146	20,346	20,480											
CAME EAC	24,174	23,684	23,682											

12 GeV 1.4.2.2.1 Tracking Earned Value \$K



	Aug-13	Sep-13	Oct-13	Nov-13	Dec-13	Jan-14	Feb-14	Mar-14	Apr-14	May-14	Jun-14	Jul-14	Aug-14	Sep-14
BCWS	10,889	10,416	10,471	10,598	10,754	10,964	11,104	11,522	11,652	12,010	12,113	12,255	12,327	12,640
BCWP	10,414	10,502	10,554											
ACWP	10,334	10,510	10,639											
Obligated	11,240	11,371	11,370											
Pending	11,252	11,388	11,402											

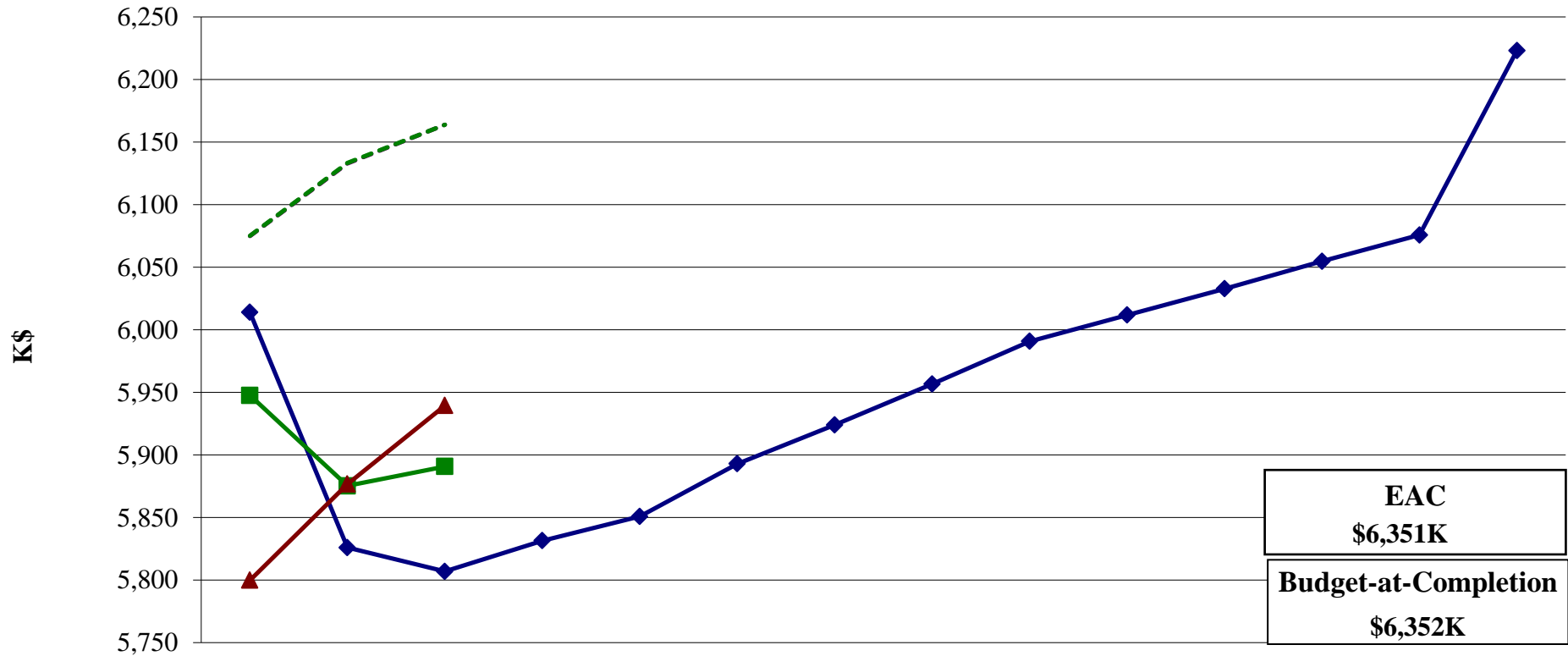
12 GeV 1.4.2.2.1.1 Silicon Detector Earned Value \$K



	Aug-13	Sep-13	Oct-13	Nov-13	Dec-13	Jan-14	Feb-14	Mar-14	Apr-14	May-14	Jun-14	Jul-14	Aug-14	Sep-14
BCWS	4,875	4,590	4,664	4,766	4,903	5,071	5,180	5,566	5,661	5,998	6,080	6,200	6,252	6,417
BCWP	4,467	4,627	4,663											
ACWP	4,535	4,633	4,699											
Obligated	5,166	5,238	5,206											
Pending	5,177	5,255	5,238											

12 GeV 1.4.2.2.1.3 Forward Drift Chambers

Earned Value \$K

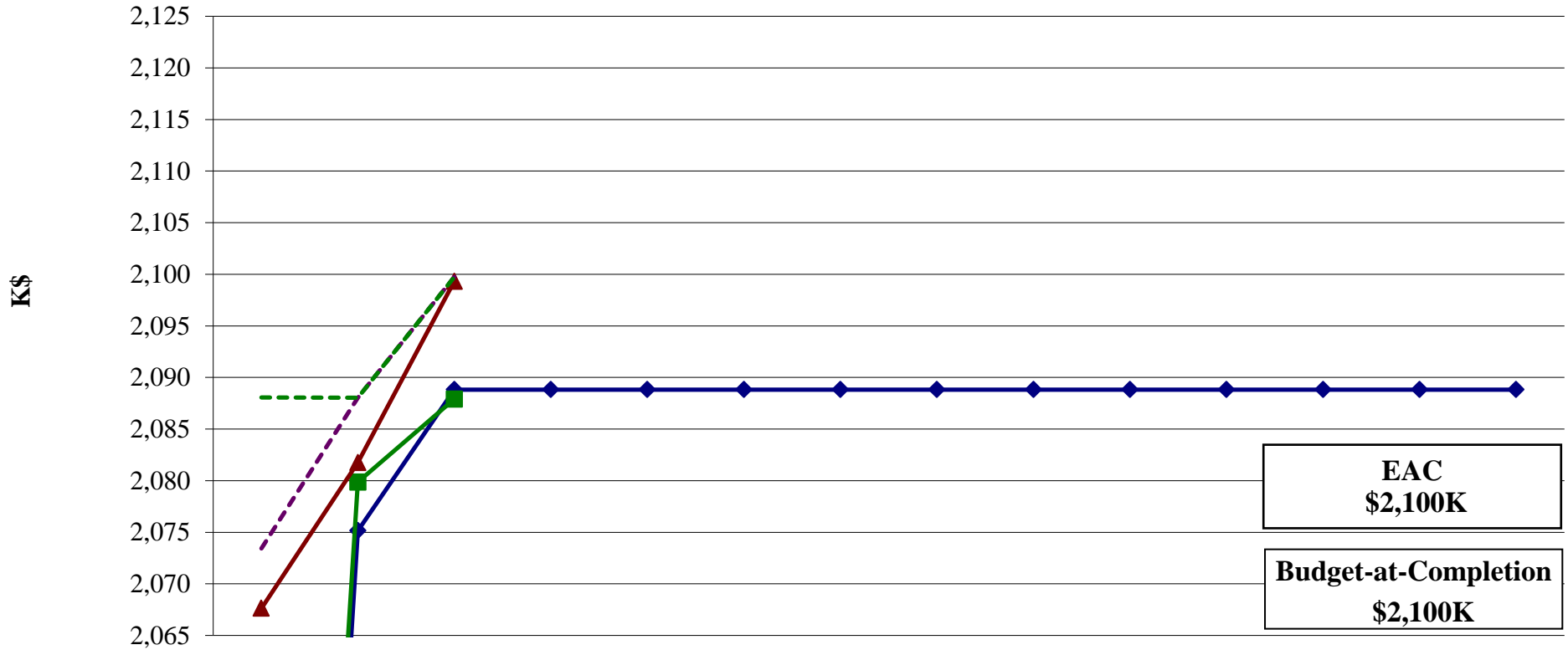


	Aug-13	Sep-13	Oct-13	Nov-13	Dec-13	Jan-14	Feb-14	Mar-14	Apr-14	May-14	Jun-14	Jul-14	Aug-14	Sep-14
BCWS	6,014	5,826	5,807	5,832	5,851	5,893	5,924	5,957	5,991	6,012	6,033	6,055	6,076	6,223
BCWP	5,948	5,875	5,891											
ACWP	5,800	5,877	5,940											
Obligated	6,075	6,133	6,164											
Pending	6,075	6,133	6,164											

EAC
\$6,351K

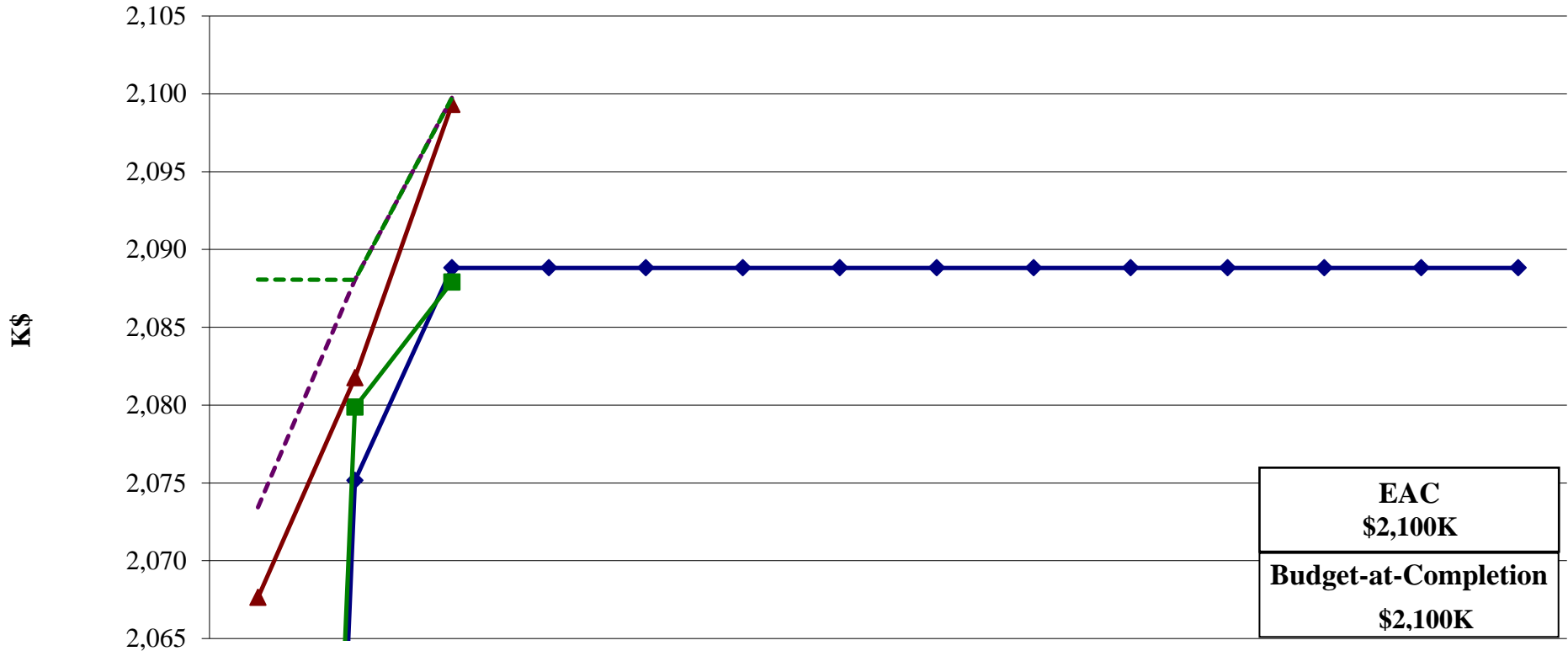
Budget-at-Completion
\$6,352K

12 GeV 1.4.2.2.2 Calorimetry Earned Value \$K



	Aug-13	Sep-13	Oct-13	Nov-13	Dec-13	Jan-14	Feb-14	Mar-14	Apr-14	May-14	Jun-14	Jul-14	Aug-14	Sep-14
BCWS	1,926	2,075	2,089	2,089	2,089	2,089	2,089	2,089	2,089	2,089	2,089	2,089	2,089	2,089
BCWP	1,932	2,080	2,088											
ACWP	2,068	2,082	2,099											
Obligated	2,073	2,088	2,100											
Pending	2,088	2,088	2,100											

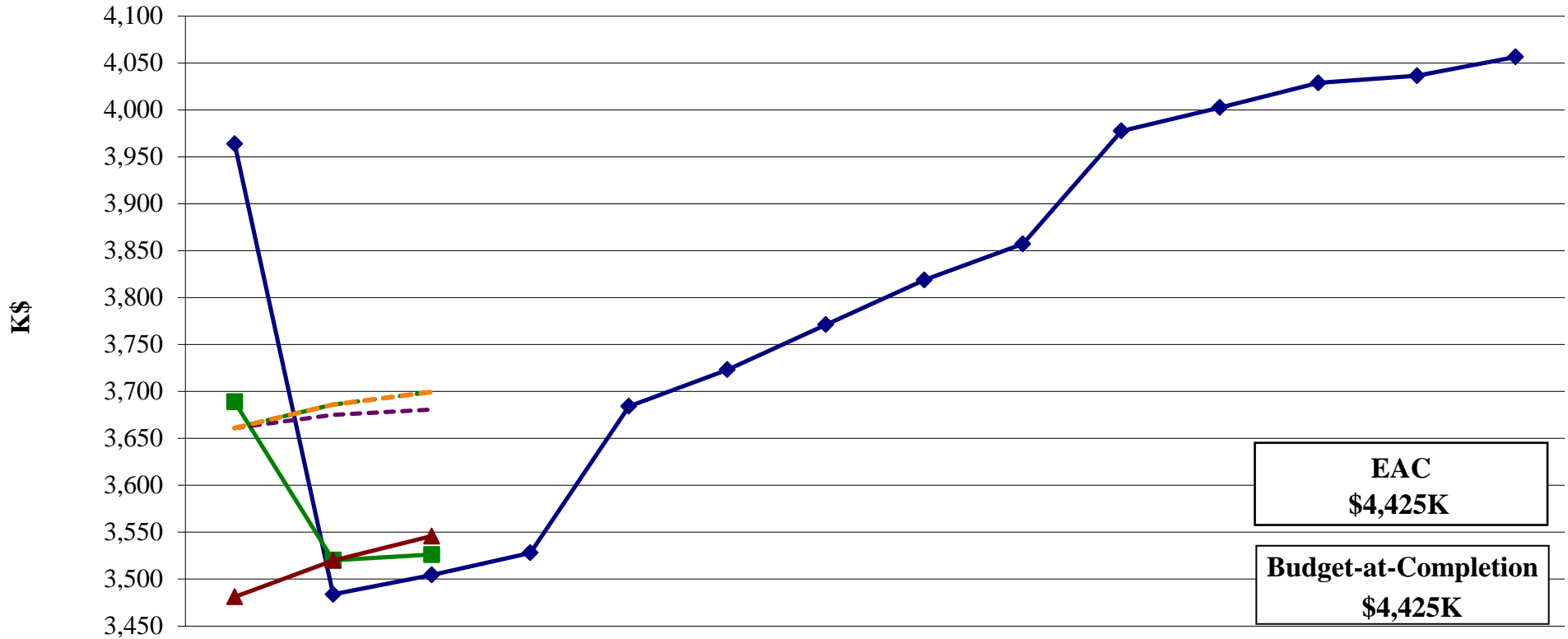
12 GeV 1.4.2.2.3 Forward Calorimeter Earned Value \$K



EAC \$2,100K
Budget-at-Completion \$2,100K

	Aug-13	Sep-13	Oct-13	Nov-13	Dec-13	Jan-14	Feb-14	Mar-14	Apr-14	May-14	Jun-14	Jul-14	Aug-14	Sep-14
BCWS	1,926	2,075	2,089	2,089	2,089	2,089	2,089	2,089	2,089	2,089	2,089	2,089	2,089	2,089
BCWP	1,932	2,080	2,088											
ACWP	2,068	2,082	2,099											
Obligated	2,073	2,088	2,100											
Pending	2,088	2,088	2,100											

12 GeV 1.4.2.2.3 Time of Flight Earned Value \$K



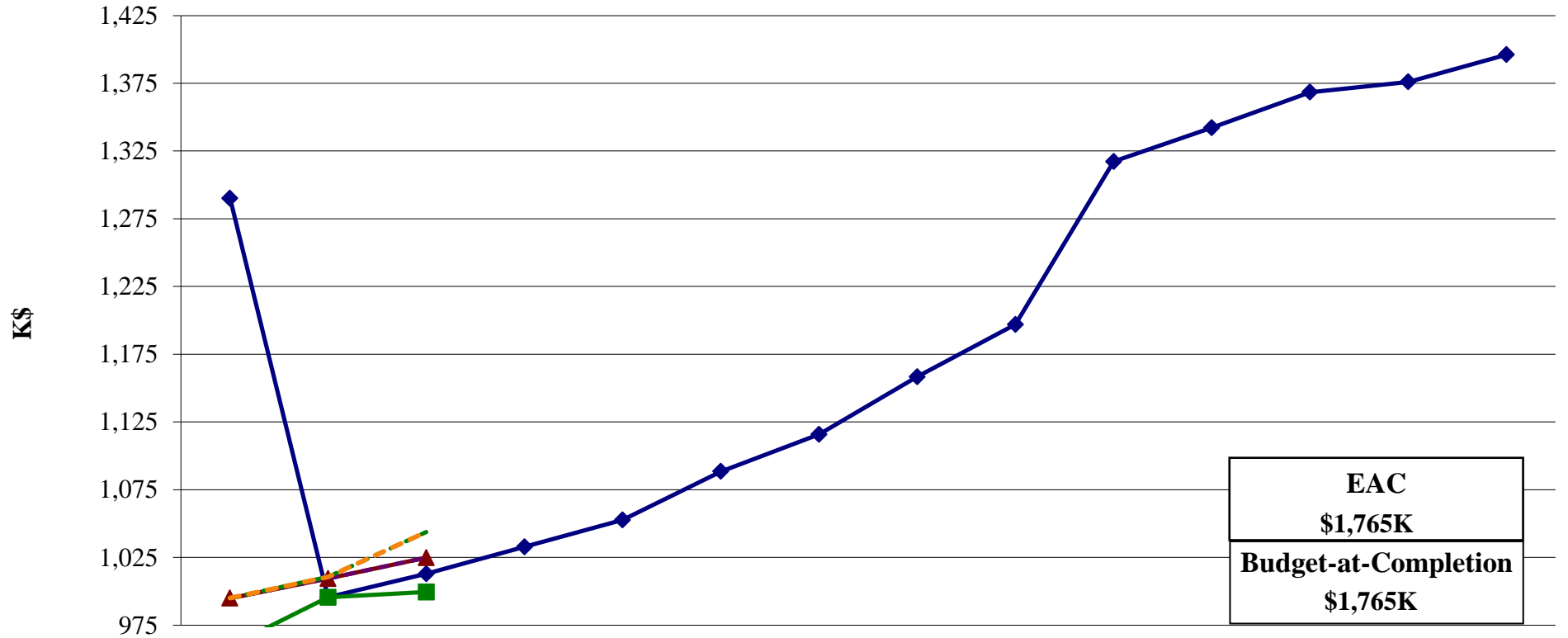
EAC
\$4,425K

Budget-at-Completion
\$4,425K

	Aug-13	Sep-13	Oct-13	Nov-13	Dec-13	Jan-14	Feb-14	Mar-14	Apr-14	May-14	Jun-14	Jul-14	Aug-14	Sep-14
BCWS	3,964	3,484	3,504	3,528	3,684	3,723	3,771	3,819	3,857	3,978	4,002	4,029	4,036	4,056
BCWP	3,689	3,520	3,526											
ACWP	3,481	3,520	3,546											
Obligated	3,661	3,675	3,681											
Pending	3,661	3,686	3,700											
NOFUND & FY15 PRs	3,661	3,686	3,700											

12 GeV 1.4.2.2.3.1 Central TOF

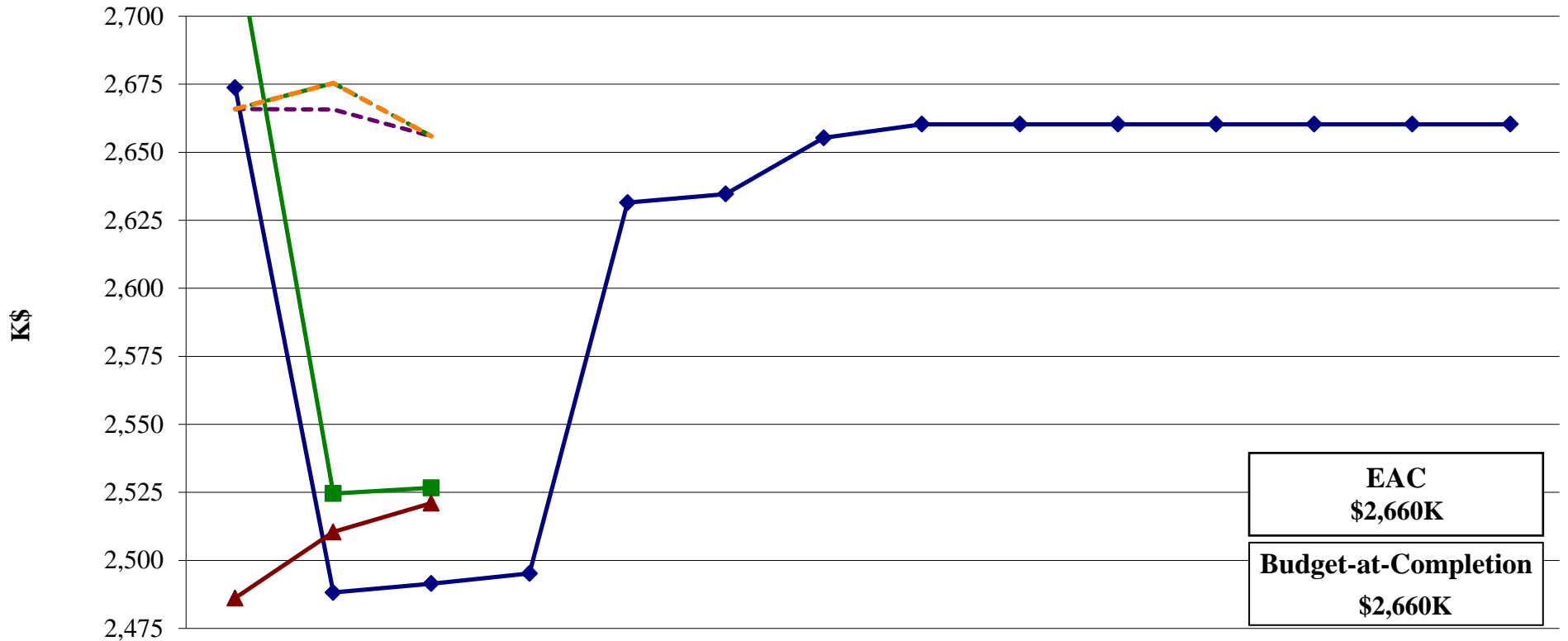
Earned Value \$K



EAC
\$1,765K
Budget-at-Completion
\$1,765K

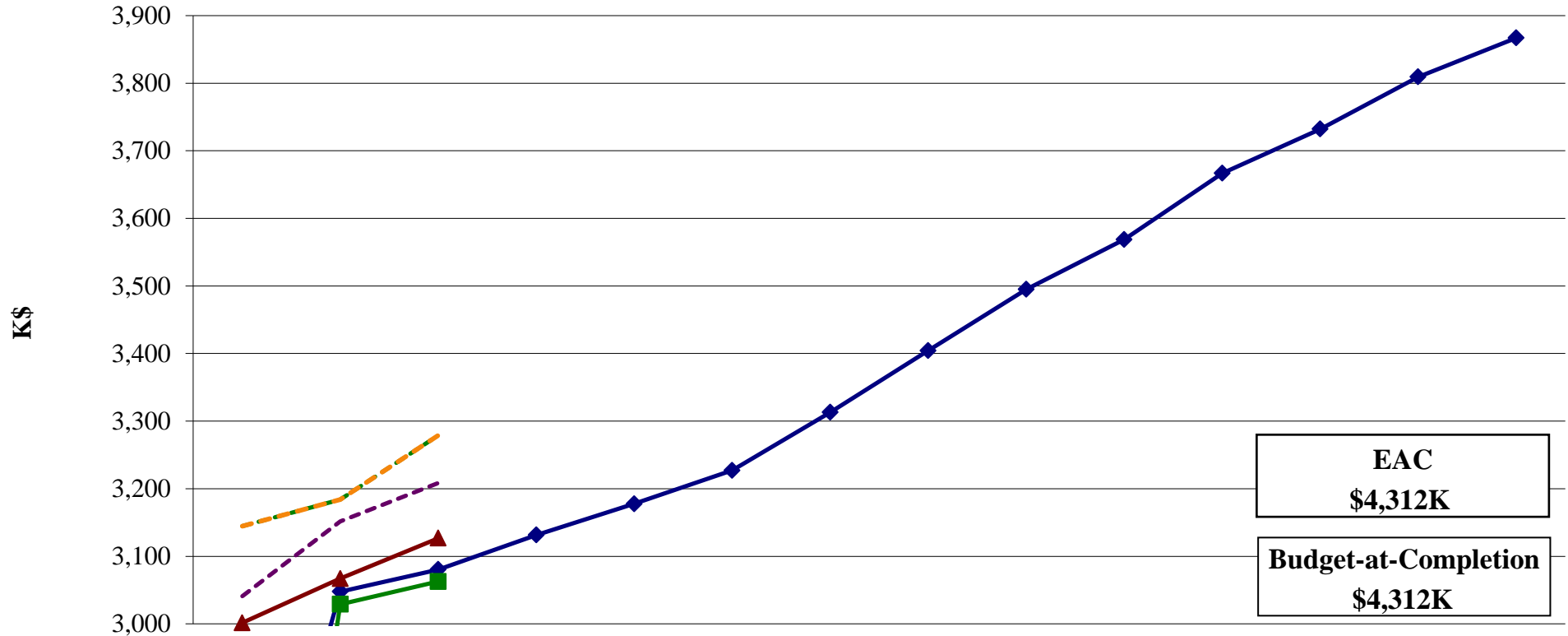
	Aug-13	Sep-13	Oct-13	Nov-13	Dec-13	Jan-14	Feb-14	Mar-14	Apr-14	May-14	Jun-14	Jul-14	Aug-14	Sep-14
BCWS	1,290	996	1,013	1,033	1,053	1,088	1,116	1,158	1,197	1,317	1,342	1,368	1,376	1,396
BCWP	960	996	1,000											
ACWP	995	1,009	1,025											
Obligated	995	1,009	1,025											
Pending	995	1,011	1,044											
NOFUND & FY15 PRs	995	1,011	1,044											

12 GeV 1.4.2.2.3.2 Forward TOF Earned Value \$K



	Aug-13	Sep-13	Oct-13	Nov-13	Dec-13	Jan-14	Feb-14	Mar-14	Apr-14	May-14	Jun-14	Jul-14	Aug-14	Sep-14
BCWS	2,674	2,488	2,491	2,495	2,631	2,635	2,655	2,660	2,660	2,660	2,660	2,660	2,660	2,660
BCWP	2,729	2,525	2,527											
ACWP	2,486	2,510	2,521											
Obligated	2,666	2,666	2,656											
Pending	2,666	2,675	2,656											
NOFUND & FY15 PRs	2,666	2,675	2,656											

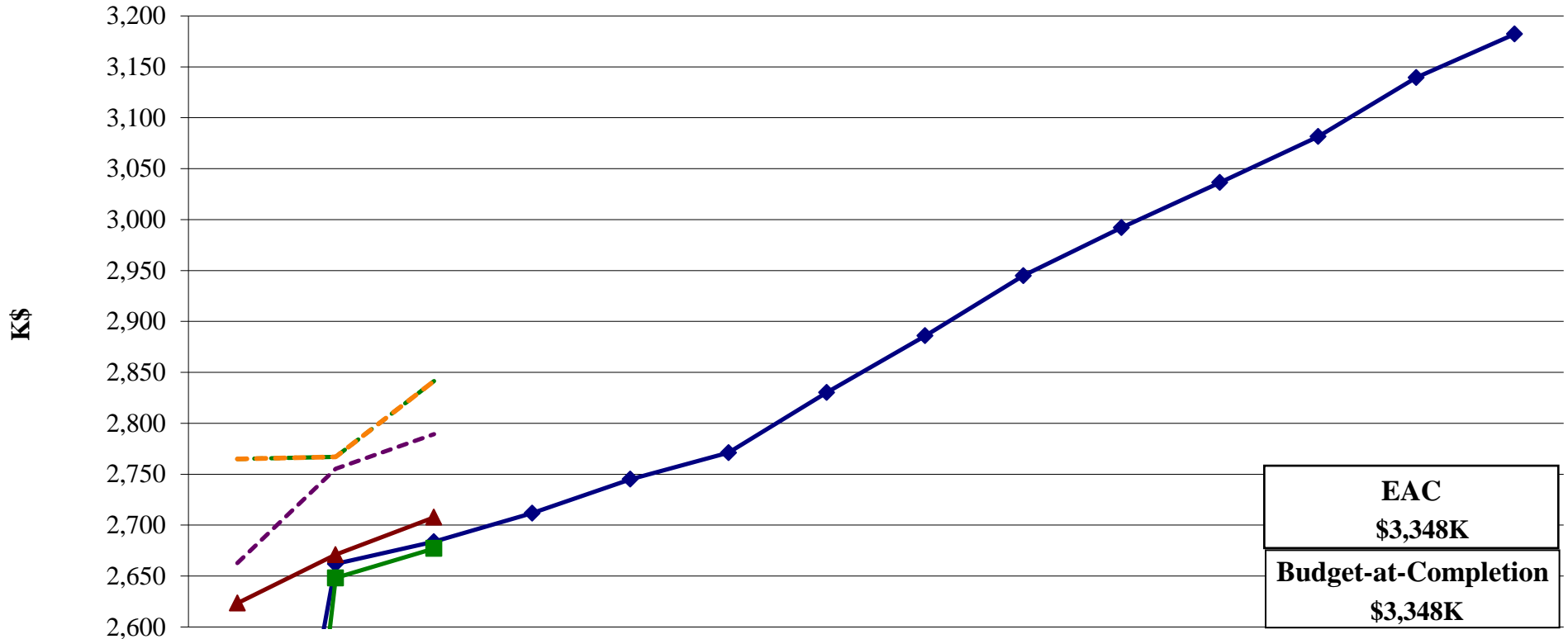
12 GeV 1.4.2.2.4 Cerenkov Earned Value \$K



	Aug-13	Sep-13	Oct-13	Nov-13	Dec-13	Jan-14	Feb-14	Mar-14	Apr-14	May-14	Jun-14	Jul-14	Aug-14	Sep-14
BCWS	2,539	3,048	3,081	3,131	3,178	3,227	3,313	3,404	3,495	3,569	3,667	3,732	3,809	3,867
BCWP	2,072	3,029	3,063											
ACWP	3,002	3,067	3,127											
Obligated	3,041	3,152	3,208											
Pending	3,145	3,184	3,279											
NOFUND & FY15 PRs	3,145	3,184	3,279											

12 GeV 1.4.2.2.4.1 High Threshold CC

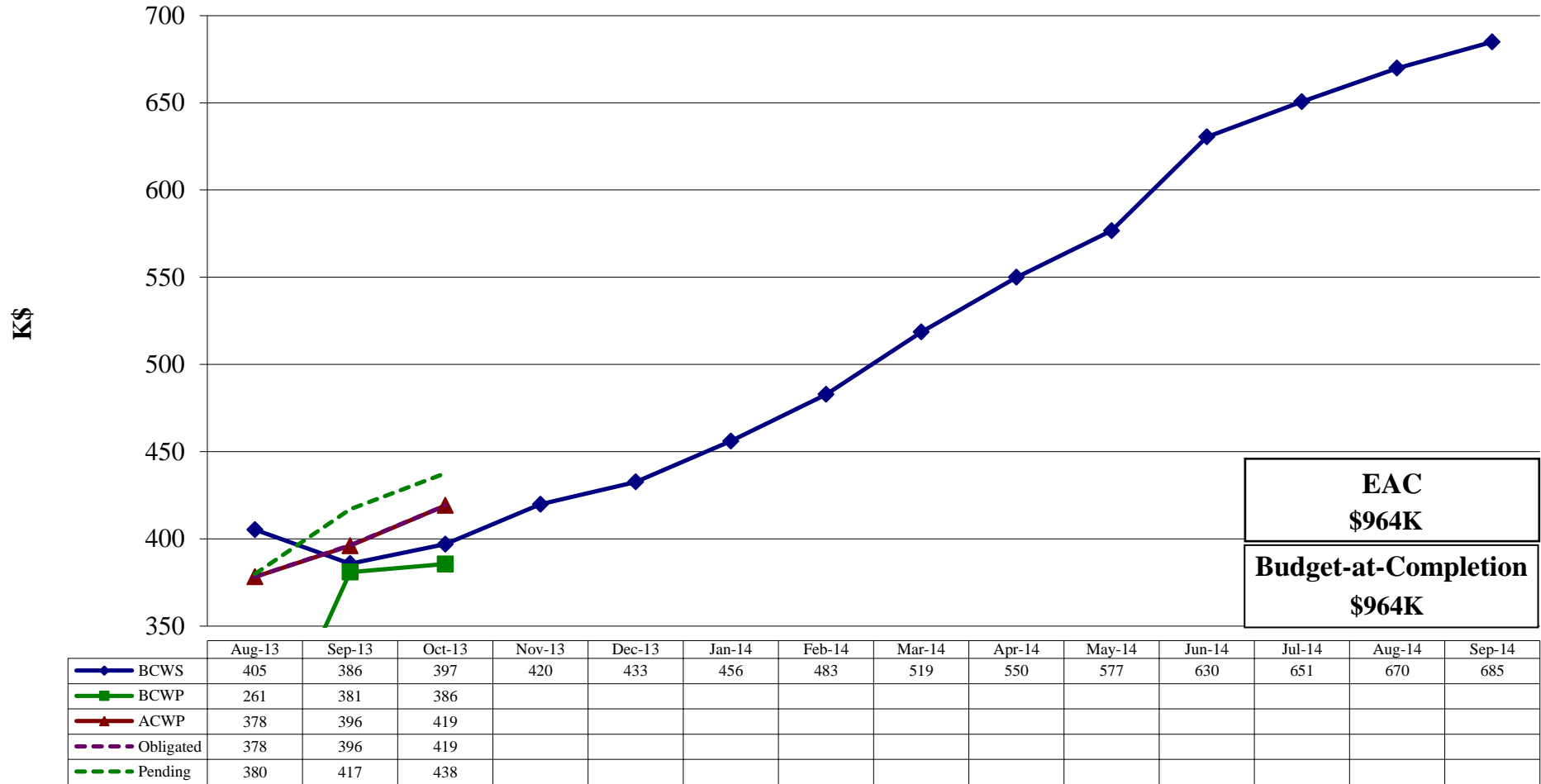
Earned Value \$K



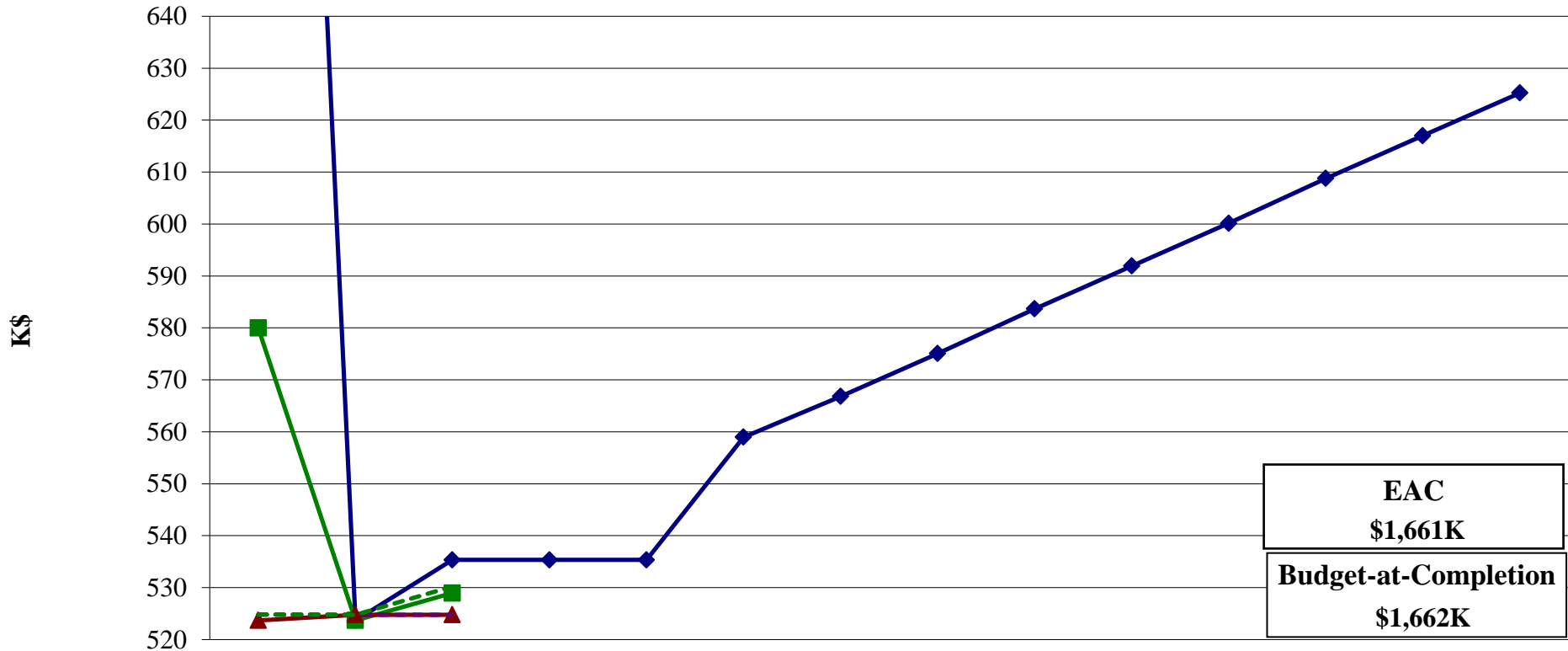
EAC \$3,348K
Budget-at-Completion \$3,348K

	Aug-13	Sep-13	Oct-13	Nov-13	Dec-13	Jan-14	Feb-14	Mar-14	Apr-14	May-14	Jun-14	Jul-14	Aug-14	Sep-14
BCWS	2,134	2,662	2,684	2,712	2,745	2,771	2,830	2,886	2,945	2,992	3,036	3,081	3,139	3,182
BCWP	1,811	2,648	2,677											
ACWP	2,623	2,671	2,708											
Obligated	2,663	2,755	2,789											
Pending	2,765	2,767	2,841											
NOFUND & FY15 PRs	2,765	2,767	2,841											

12 GeV 1.4.2.2.4.2 Low Threshold CC Earned Value \$K



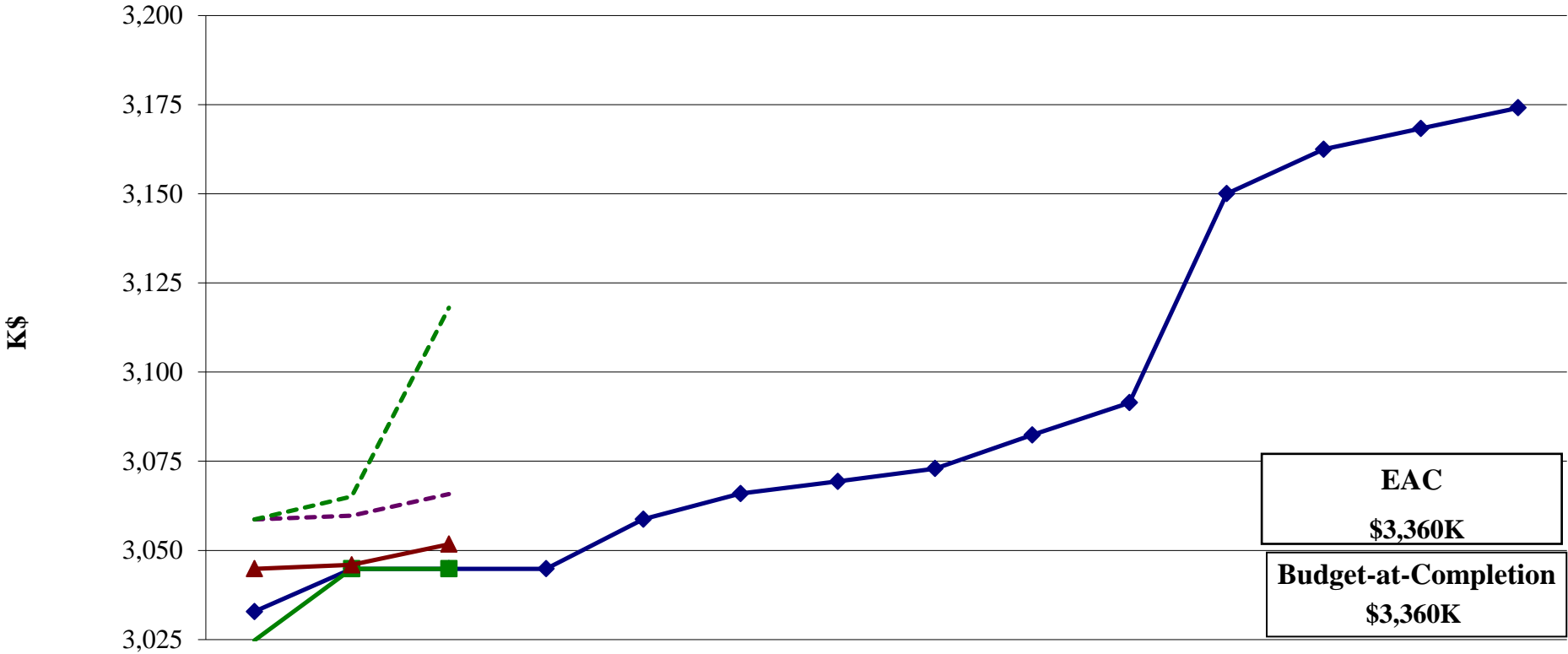
12 GeV 1.4.2.3 Computing Earned Value \$K



EAC \$1,661K
Budget-at-Completion \$1,662K

	Aug-13	Sep-13	Oct-13	Nov-13	Dec-13	Jan-14	Feb-14	Mar-14	Apr-14	May-14	Jun-14	Jul-14	Aug-14	Sep-14
BCWS	921	524	535	535	535	559	567	575	584	592	600	609	617	625
BCWP	580	524	529											
ACWP	524	525	525											
Obligated	525	525	525											
Pending	525	525	530											
CAM EAC	1,637	1,663	1,661											

12 GeV 1.4.2.4 Electronics Earned Value \$K

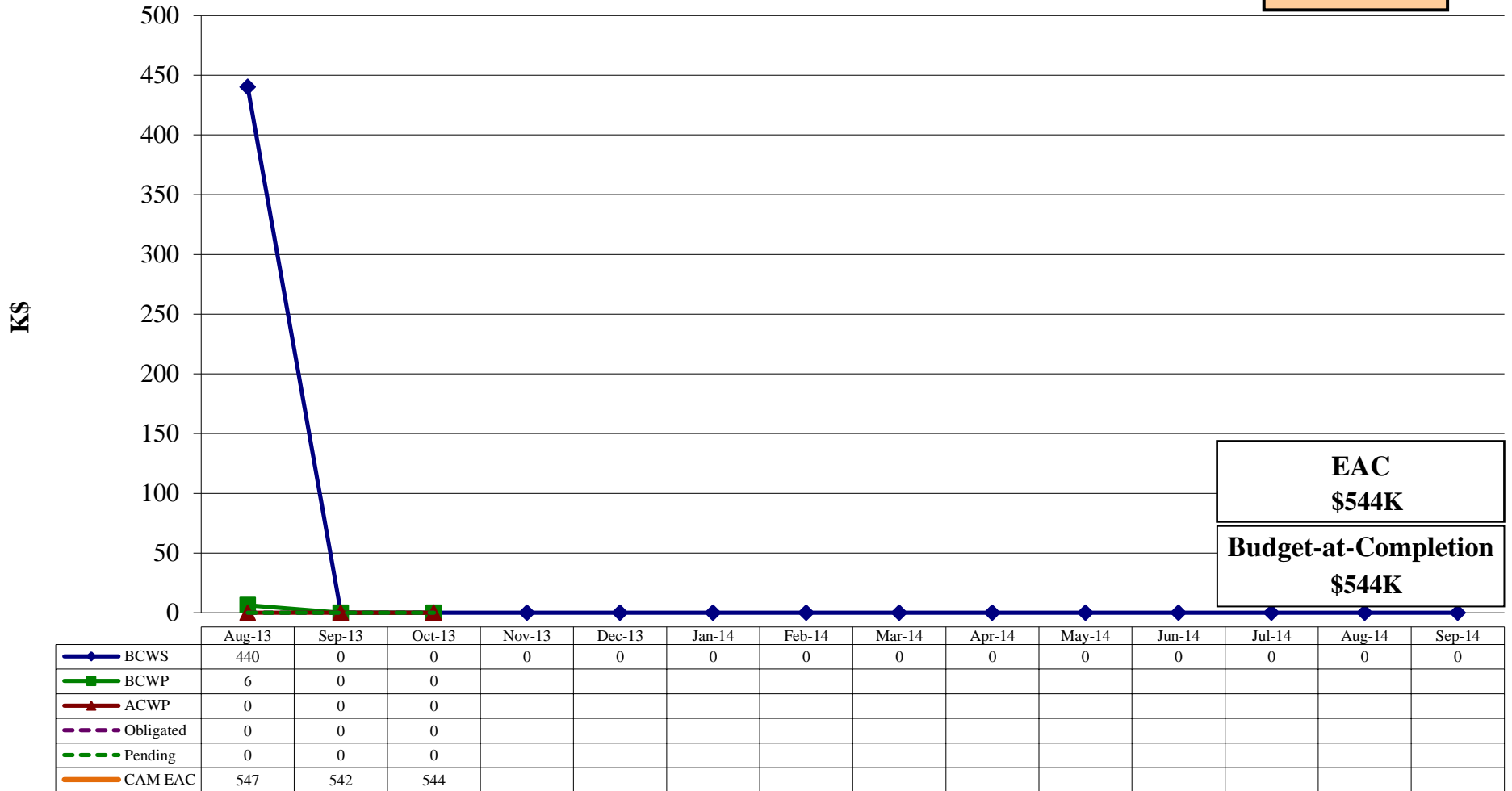


EAC
\$3,360K
Budget-at-Completion
\$3,360K

	Aug-13	Sep-13	Oct-13	Nov-13	Dec-13	Jan-14	Feb-14	Mar-14	Apr-14	May-14	Jun-14	Jul-14	Aug-14	Sep-14
BCWS	3,033	3,045	3,045	3,045	3,059	3,066	3,069	3,073	3,082	3,091	3,150	3,162	3,168	3,174
BCWP	3,025	3,045	3,045											
ACWP	3,045	3,046	3,052											
Obligated	3,059	3,060	3,066											
Pending	3,059	3,065	3,118											
CAM EAC	3,330	3,362	3,360											

12 GeV 1.4.2.5 Beamline Earned Value \$K

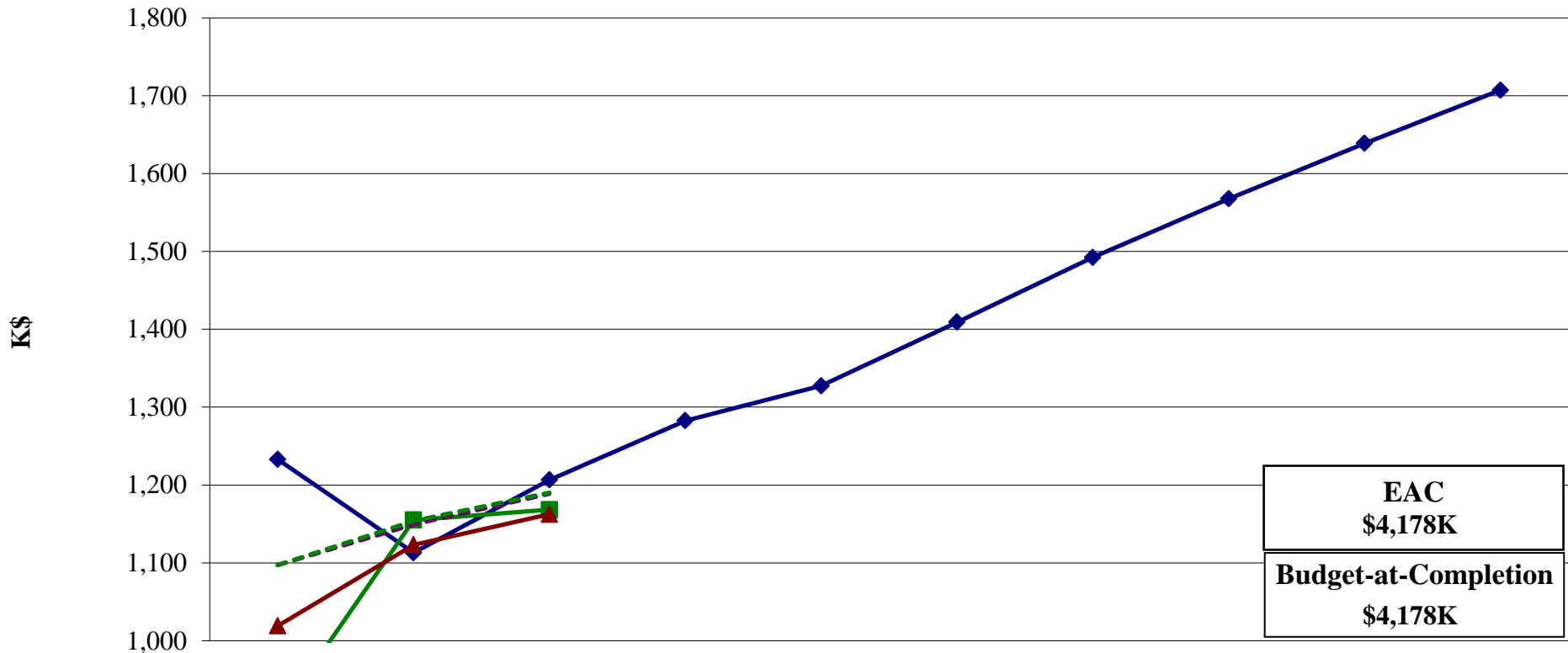
**Account
Closed**



**EAC
\$544K**

**Budget-at-Completion
\$544K**

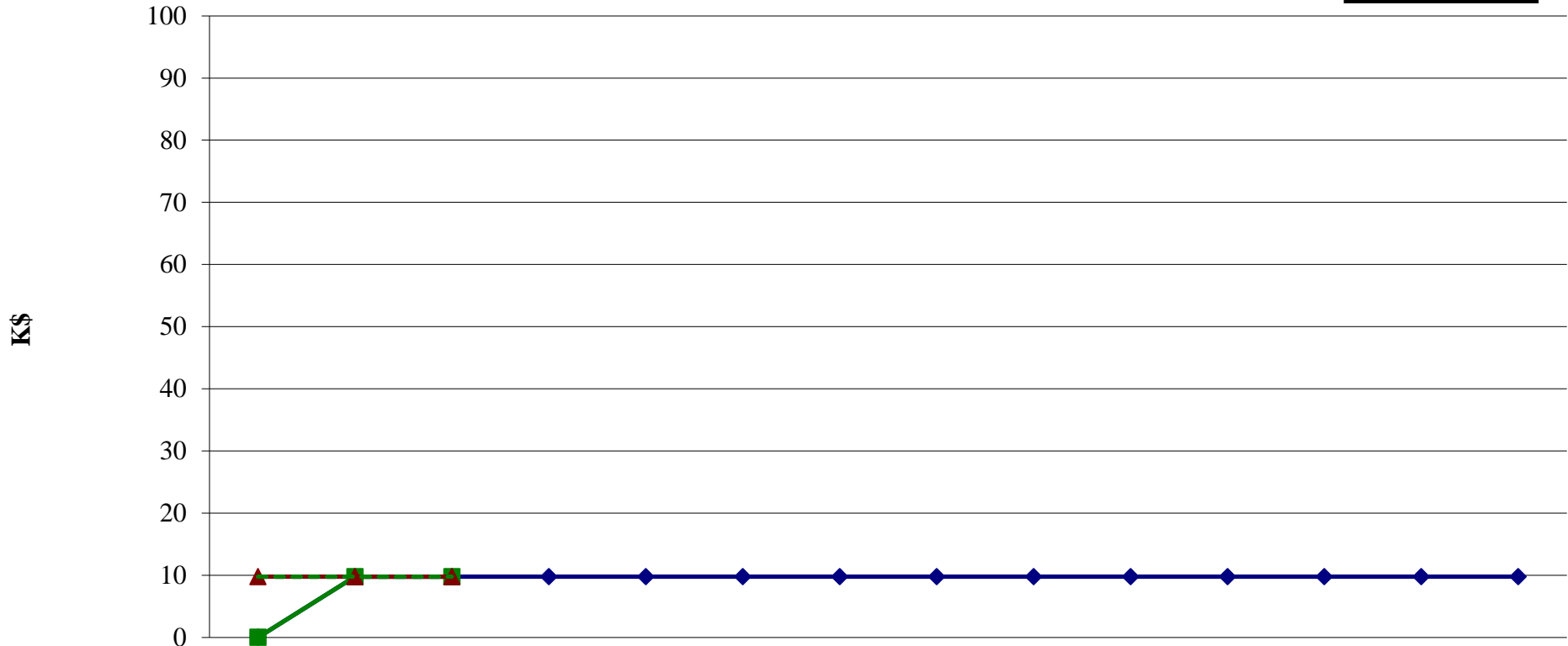
12 GeV 1.4.2.6 Infrastructure Earned Value \$K



EAC \$4,178K
Budget-at-Completion \$4,178K

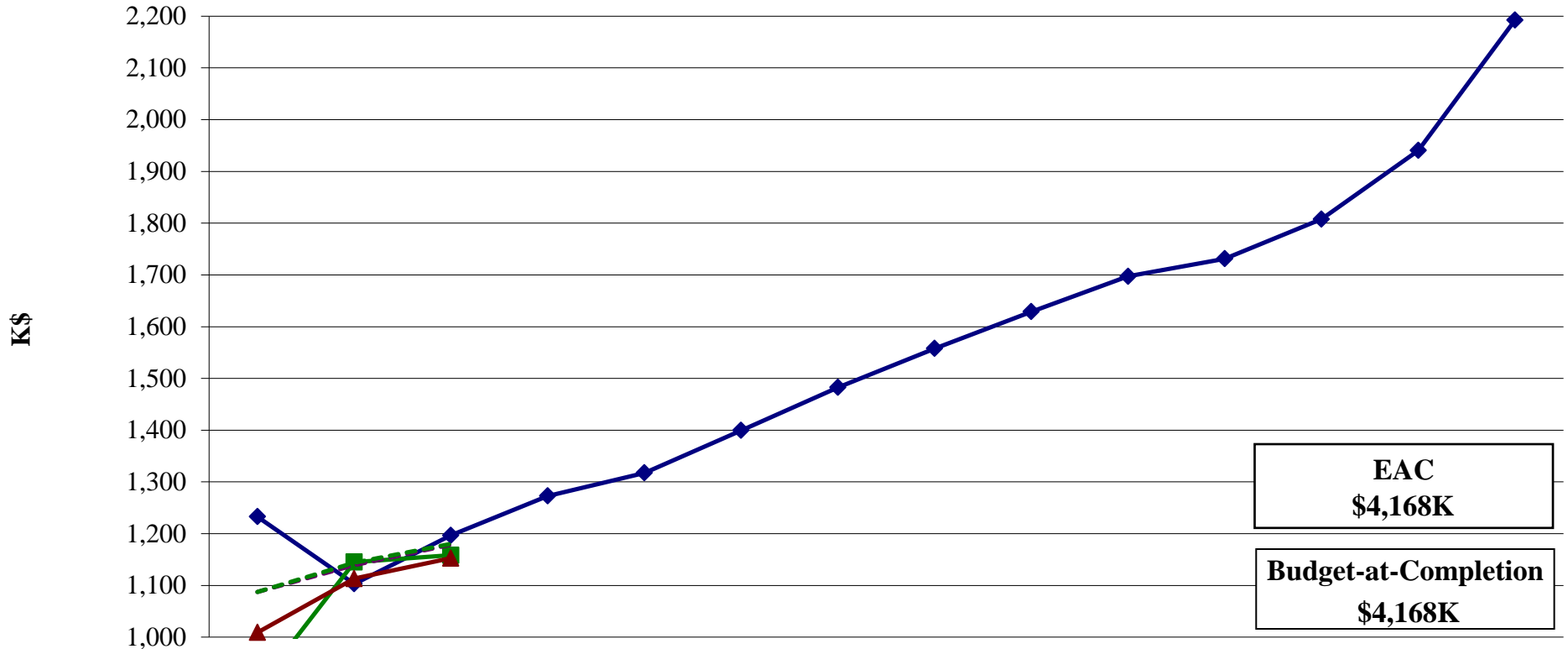
12 GeV 1.4.2.6.1 Utilities Earned Value \$K

Account
Closed



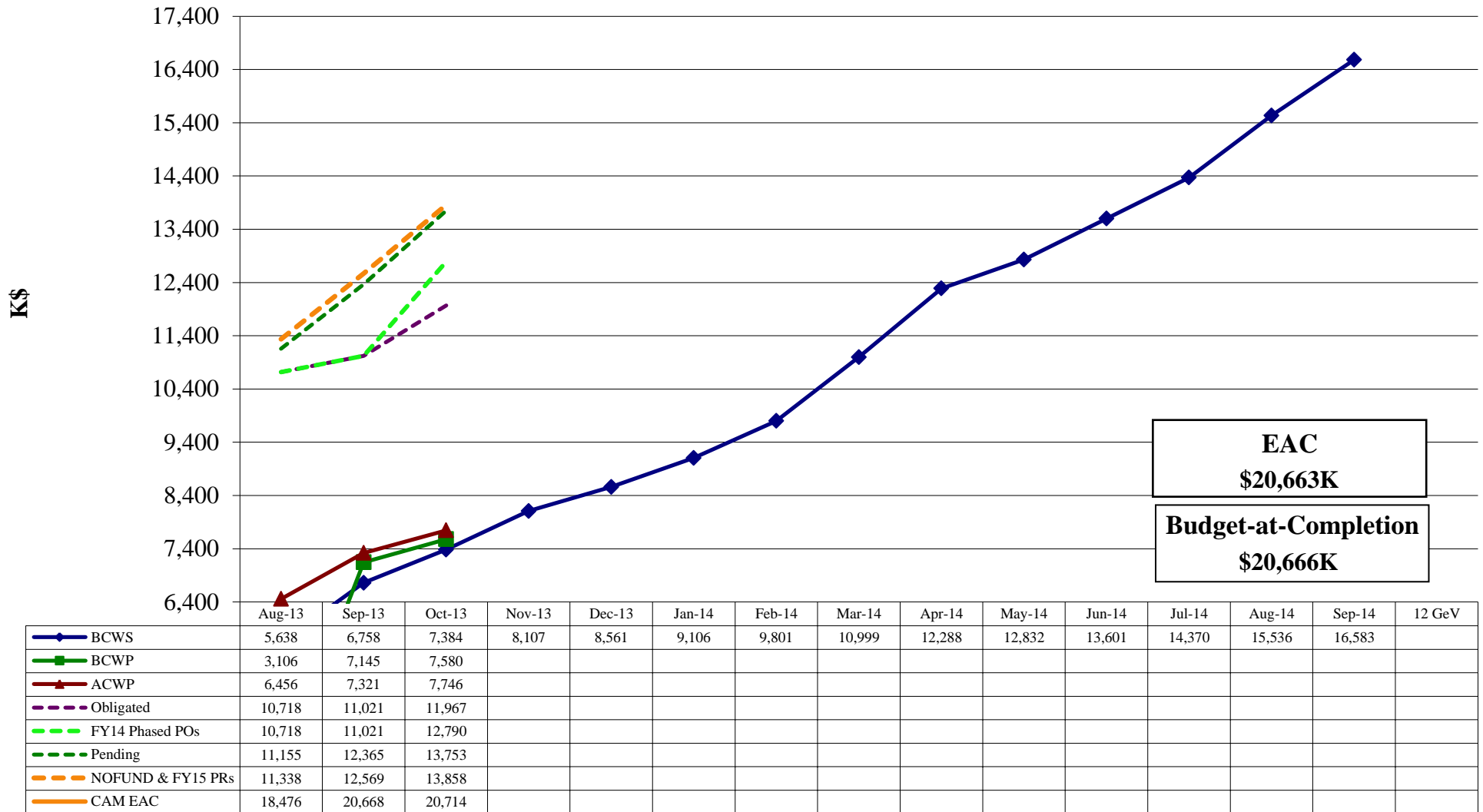
	Aug-13	Sep-13	Oct-13	Nov-13	Dec-13	Jan-14	Feb-14	Mar-14	Apr-14	May-14	Jun-14	Jul-14	Aug-14	Sep-14
BCWS	0	10	10	10	10	10	10	10	10	10	10	10	10	10
BCWP	0	10	10											
ACWP	10	10	10											
Obligated	10	10	10											
Pending	10	10	10											

12 GeV 1.4.2.6.4 Installation Earned Value \$K

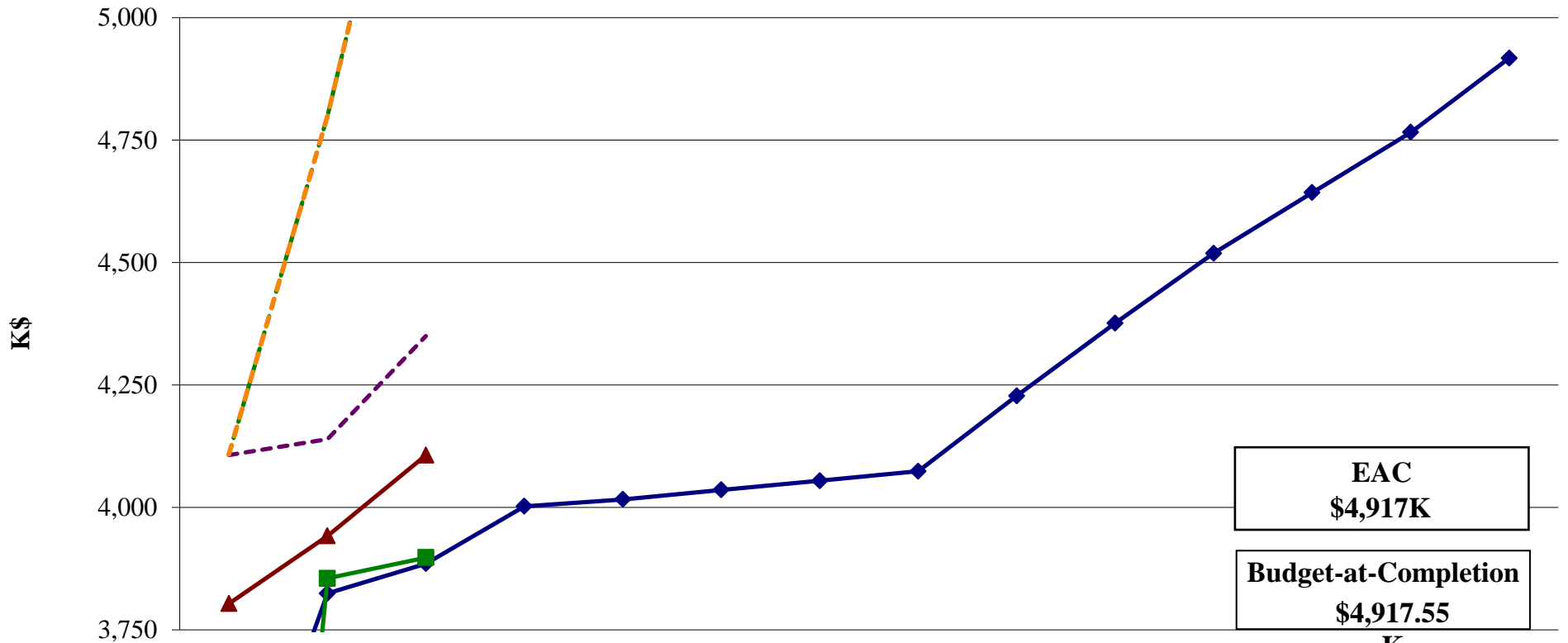


	Aug-13	Sep-13	Oct-13	Nov-13	Dec-13	Jan-14	Feb-14	Mar-14	Apr-14	May-14	Jun-14	Jul-14	Aug-14	Sep-14
BCWS	1,233	1,103	1,197	1,273	1,318	1,399	1,483	1,558	1,629	1,697	1,731	1,808	1,940	2,192
BCWP	902	1,145	1,158											
ACWP	1,009	1,113	1,153											
Obligated	1,087	1,139	1,179											
Pending	1,087	1,144	1,180											

12 GeV 1.4.2.7 Hall B Magnet New Vendor Earned Value \$K

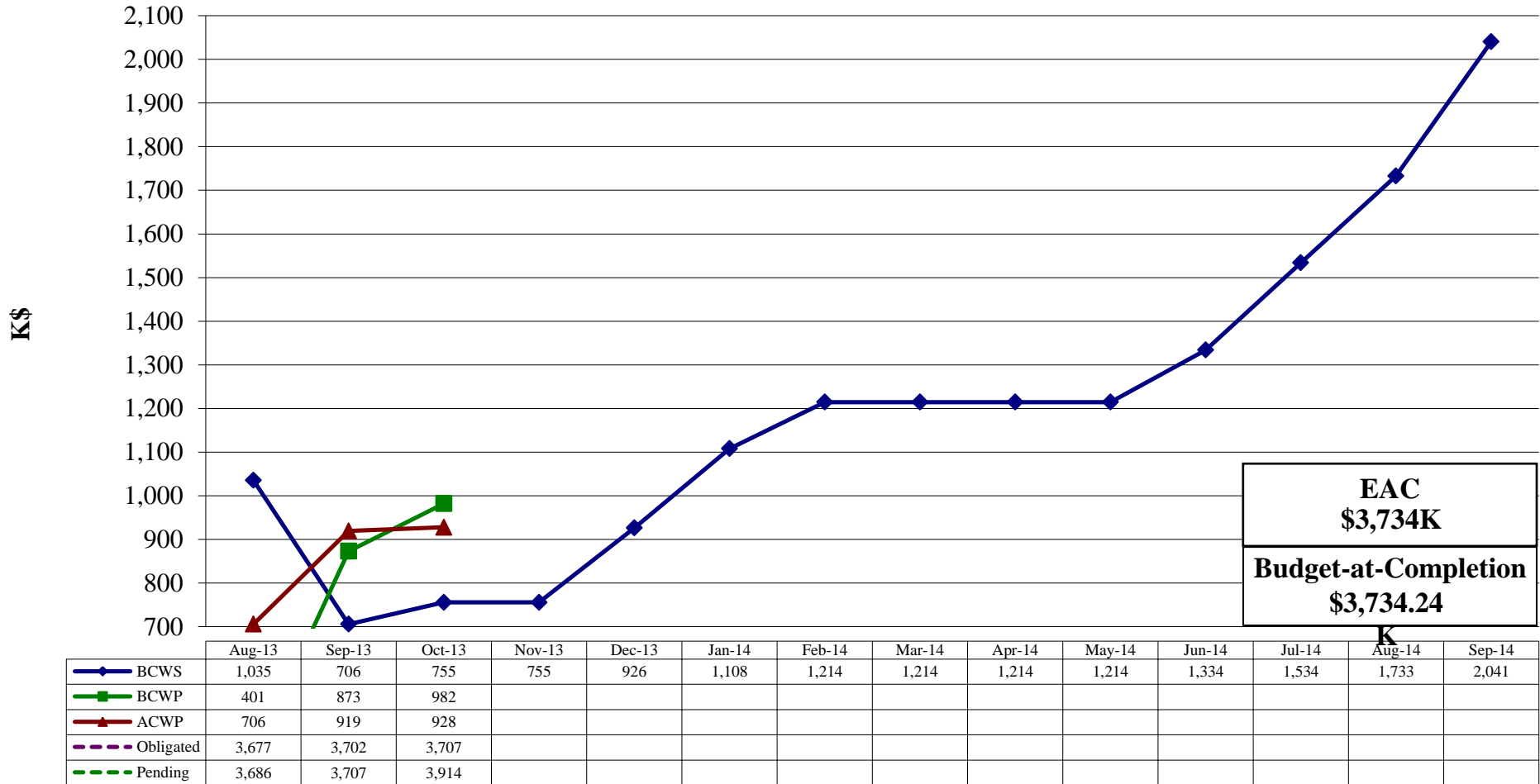


12 GeV 1.4.2.7.1 Torus New Vendor Earned Value \$K

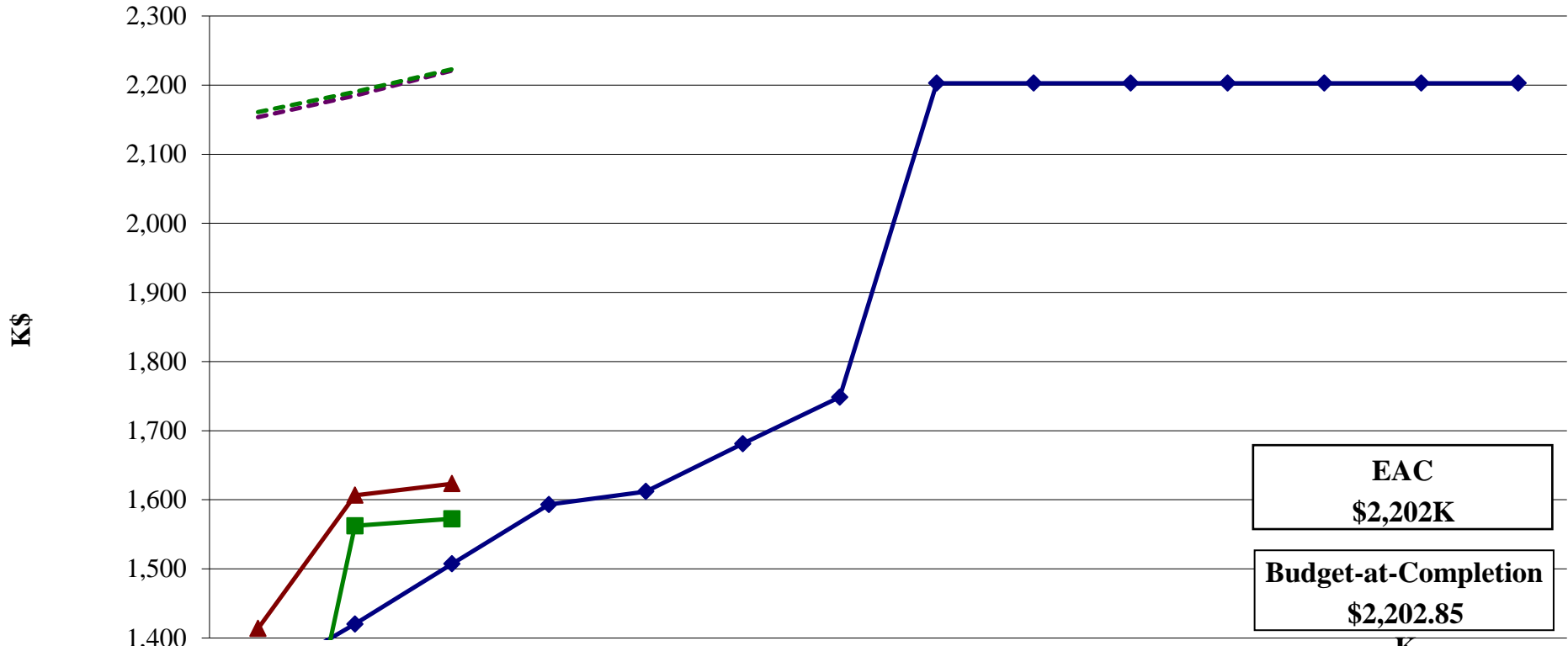


	Aug-13	Sep-13	Oct-13	Nov-13	Dec-13	Jan-14	Feb-14	Mar-14	Apr-14	May-14	Jun-14	Jul-14	Aug-14	Sep-14
BCWS	3,264	3,824	3,885	4,002	4,016	4,036	4,054	4,074	4,228	4,376	4,519	4,643	4,766	4,918
BCWP	1,795	3,855	3,897											
ACWP	3,803	3,942	4,107											
Obligated	4,107	4,139	4,350											
Pending	4,108	4,799	5,639											
NOFUND & FY15 PRs	4,108	4,799	5,639											

12 GeV 1.4.2.7.2 Solenoid New Vendor Earned Value \$K



12 GeV 1.4.2.7.3 Infrastructure Earned Value \$K



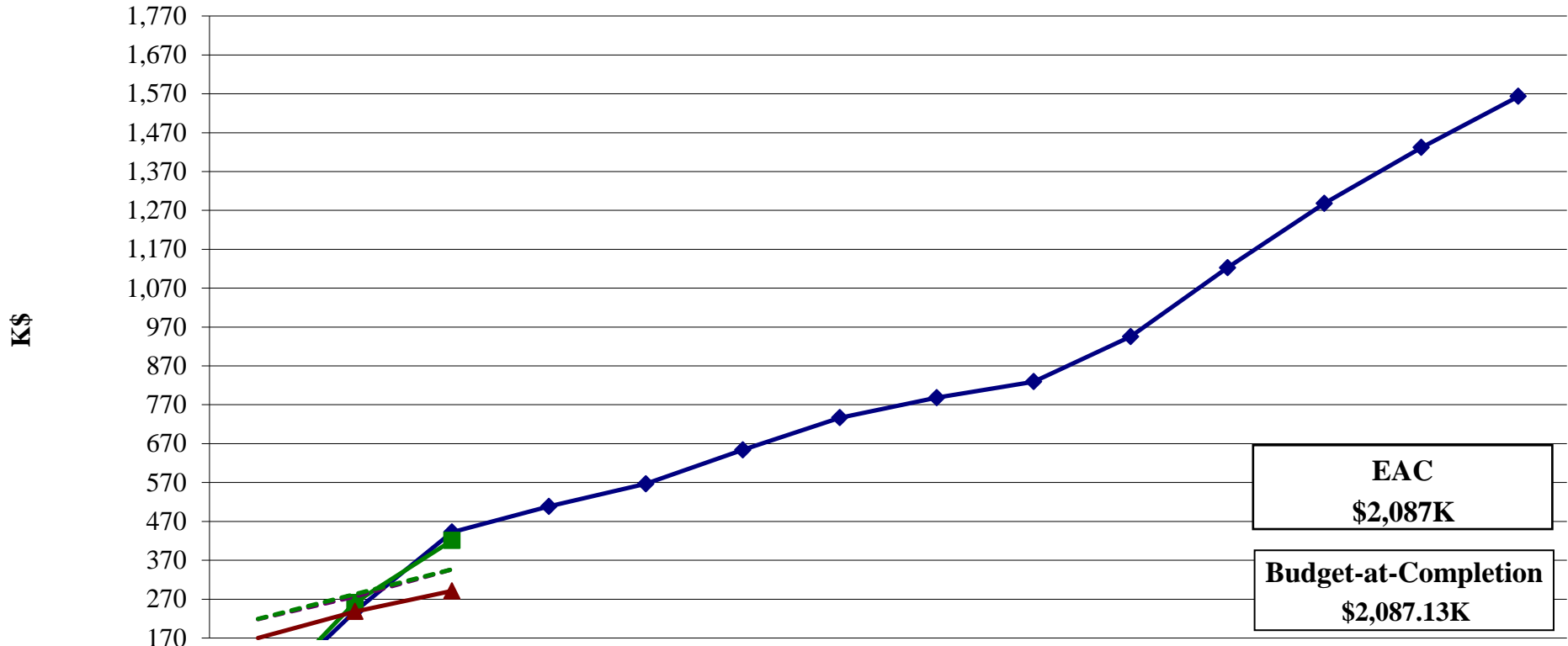
EAC
\$2,202K

Budget-at-Completion
\$2,202.85

	Aug-13	Sep-13	Oct-13	Nov-13	Dec-13	Jan-14	Feb-14	Mar-14	Apr-14	May-14	Jun-14	Jul-14	Aug-14	Sep-14
BCWS	1,338	1,420	1,507	1,593	1,612	1,681	1,749	2,203	2,203	2,203	2,203	2,203	2,203	2,203
BCWP	911	1,562	1,573											
ACWP	1,414	1,607	1,623											
Obligated	2,154	2,185	2,221											
Pending	2,161	2,190	2,223											

12 GeV 1.4.2.7.4 Torus Cryostat Factory

Earned Value \$K



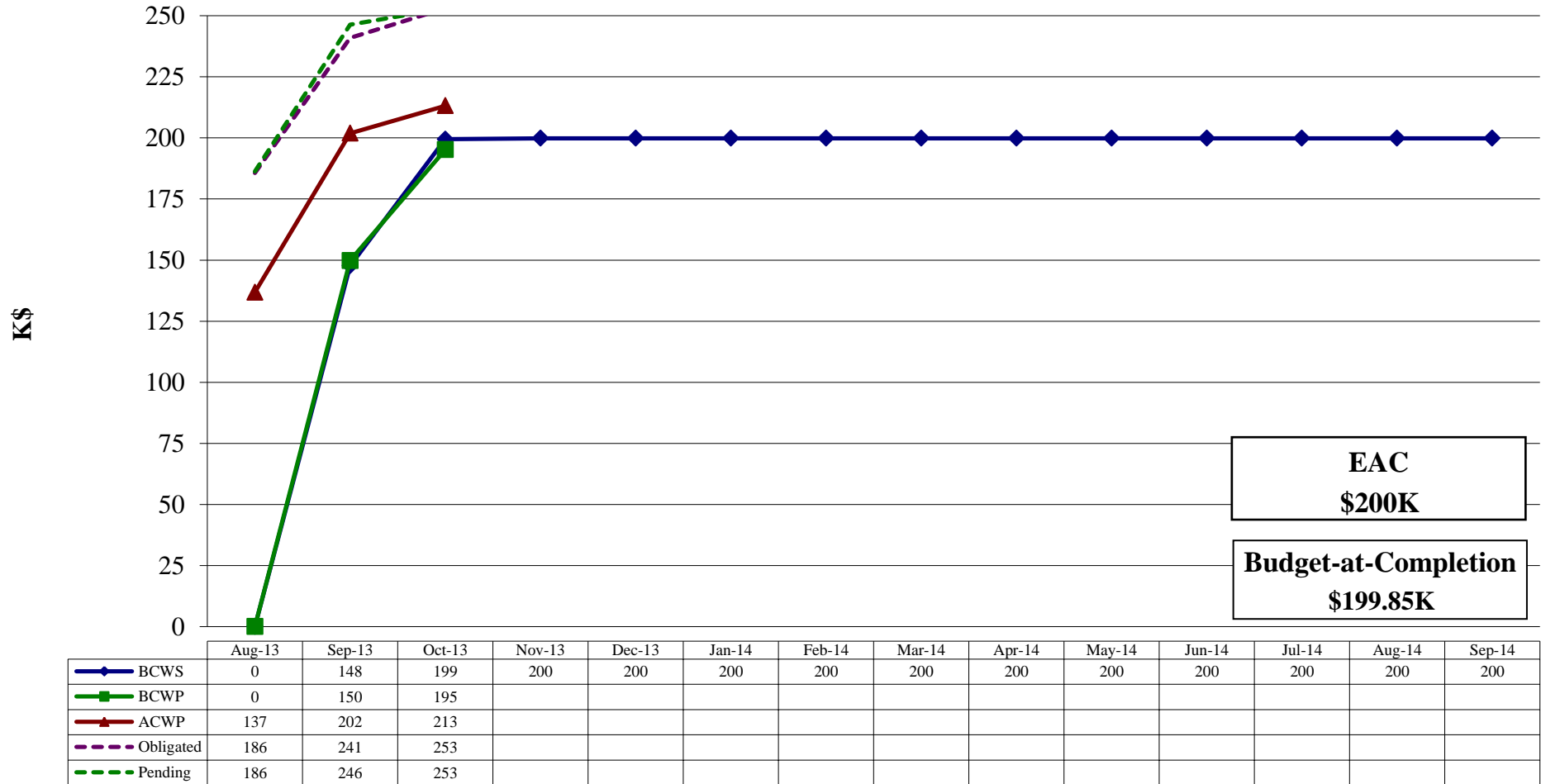
EAC
\$2,087K

Budget-at-Completion
\$2,087.13K

	Aug-13	Sep-13	Oct-13	Nov-13	Dec-13	Jan-14	Feb-14	Mar-14	Apr-14	May-14	Jun-14	Jul-14	Aug-14	Sep-14
BCWS	0	238	442	508	566	654	737	788	829	945	1,123	1,288	1,432	1,563
BCWP	0	261	421											
ACWP	170	238	291											
Obligated	219	277	346											
Pending	219	283	346											

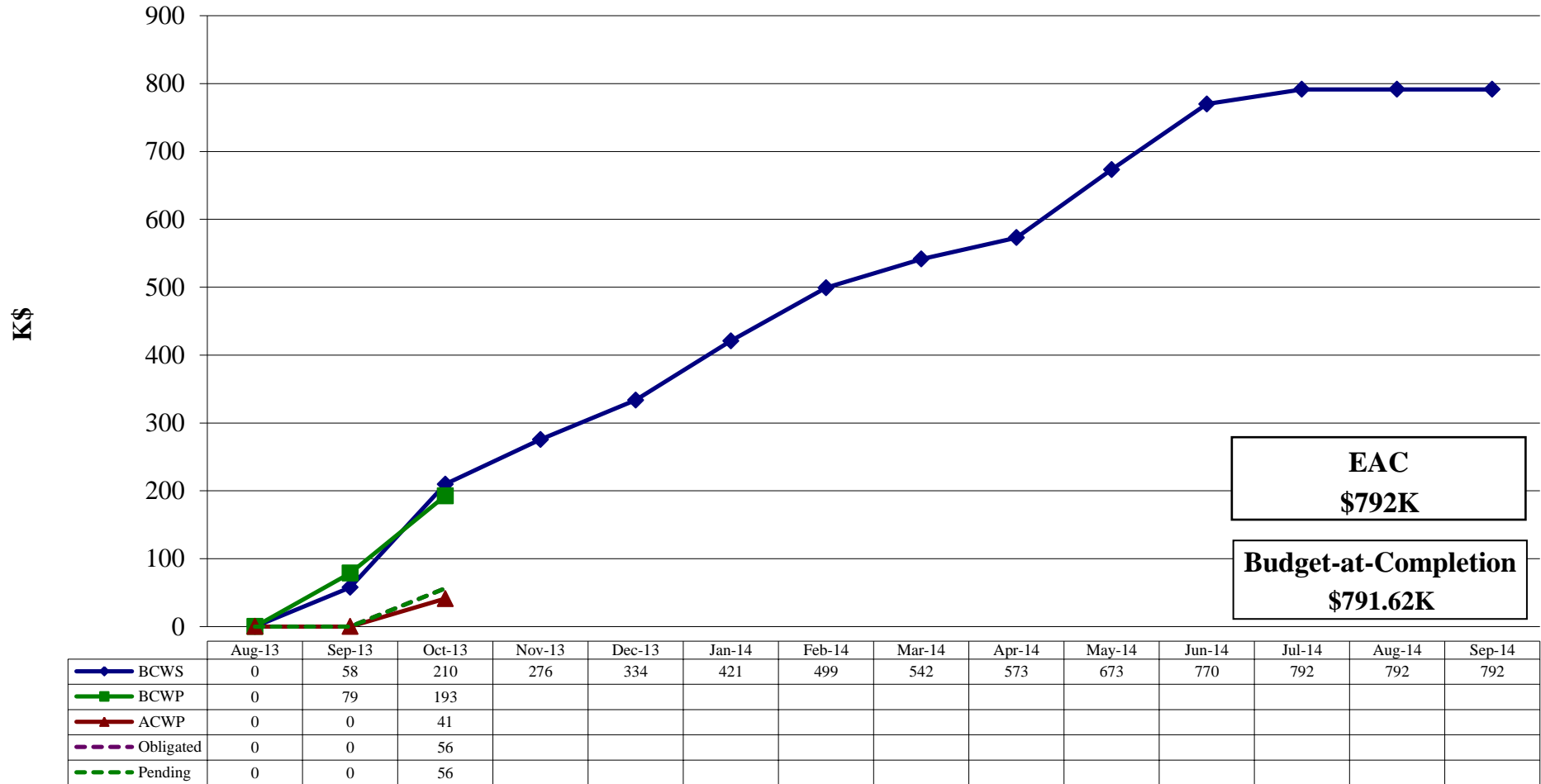
12 GeV 1.4.2.7.4.1 Torus Design & Procedures

Earned Value \$K

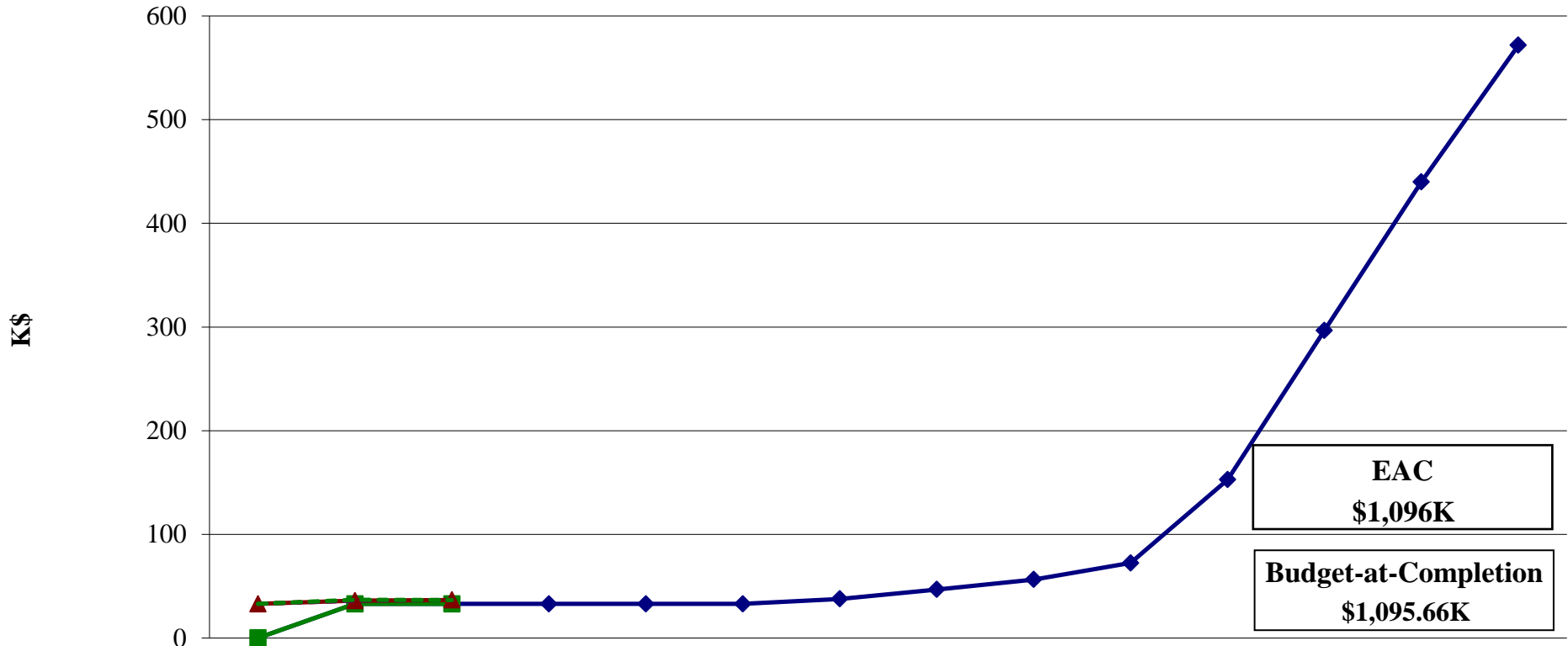


12 GeV 1.4.2.7.4.2 Torus Prototype

Earned Value \$K



12 GeV 1.4.2.7.4.3 Torus Production Earned Value \$K

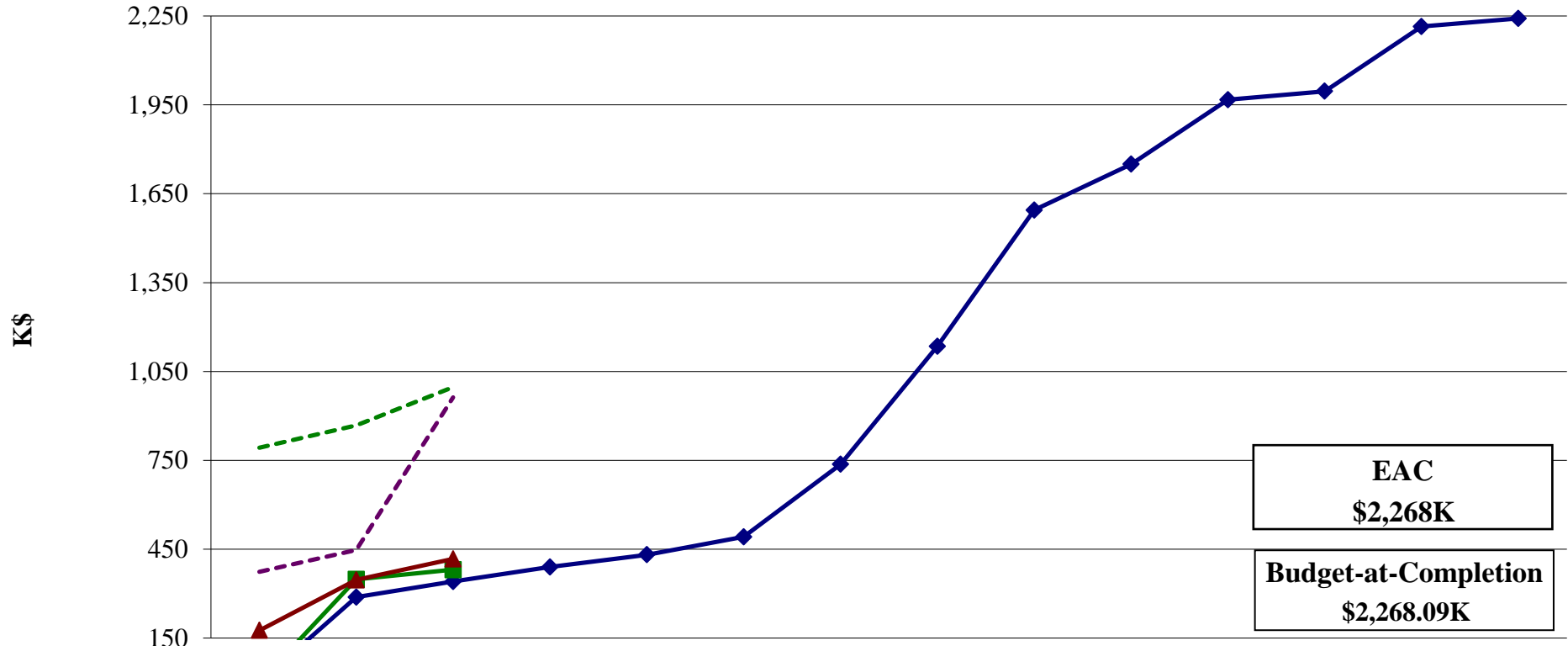


EAC
\$1,096K

Budget-at-Completion
\$1,095.66K

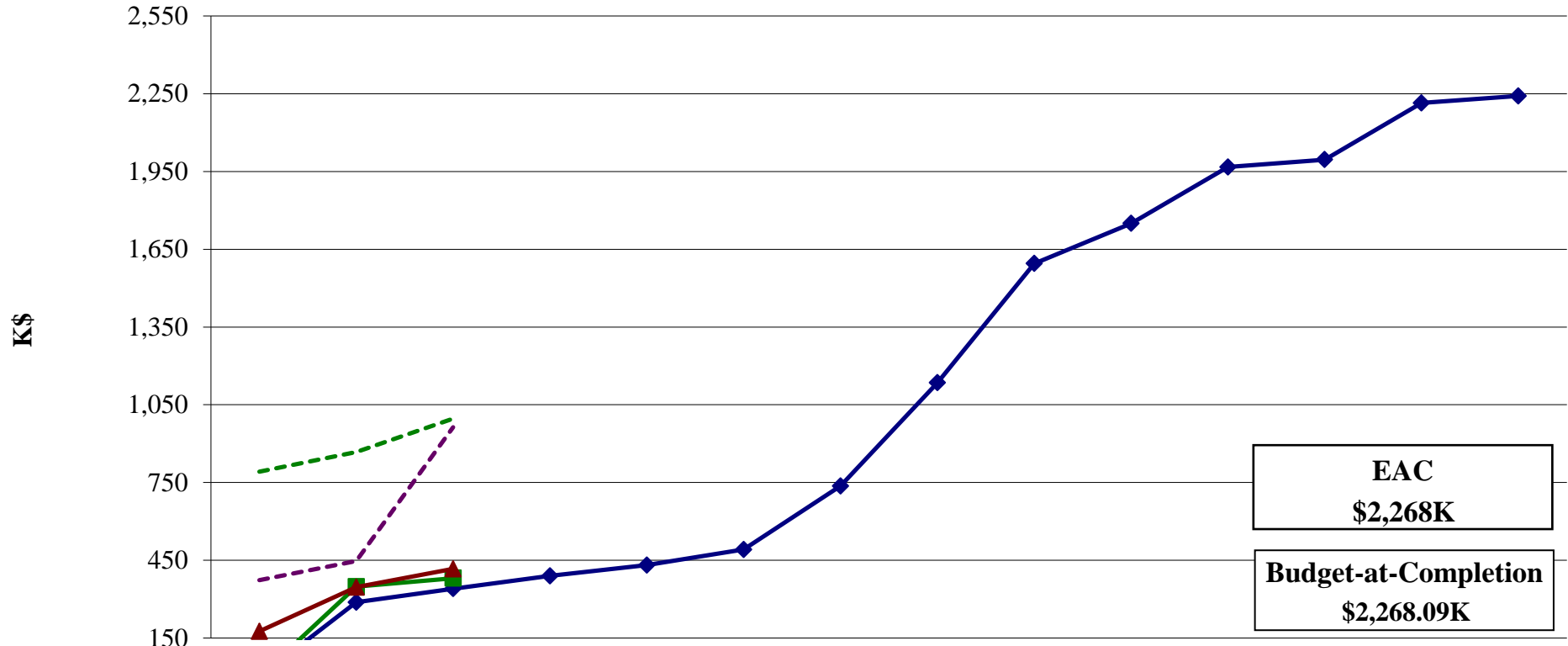
	Aug-13	Sep-13	Oct-13	Nov-13	Dec-13	Jan-14	Feb-14	Mar-14	Apr-14	May-14	Jun-14	Jul-14	Aug-14	Sep-14
BCWS	0	33	33	33	33	33	38	47	56	72	153	297	440	572
BCWP	0	33	33											
ACWP	33	36	37											
Obligated	33	36	37											
Pending	33	37	37											

12 GeV 1.4.2.7.5 Torus Magnet Design/Parts Earned Value \$K



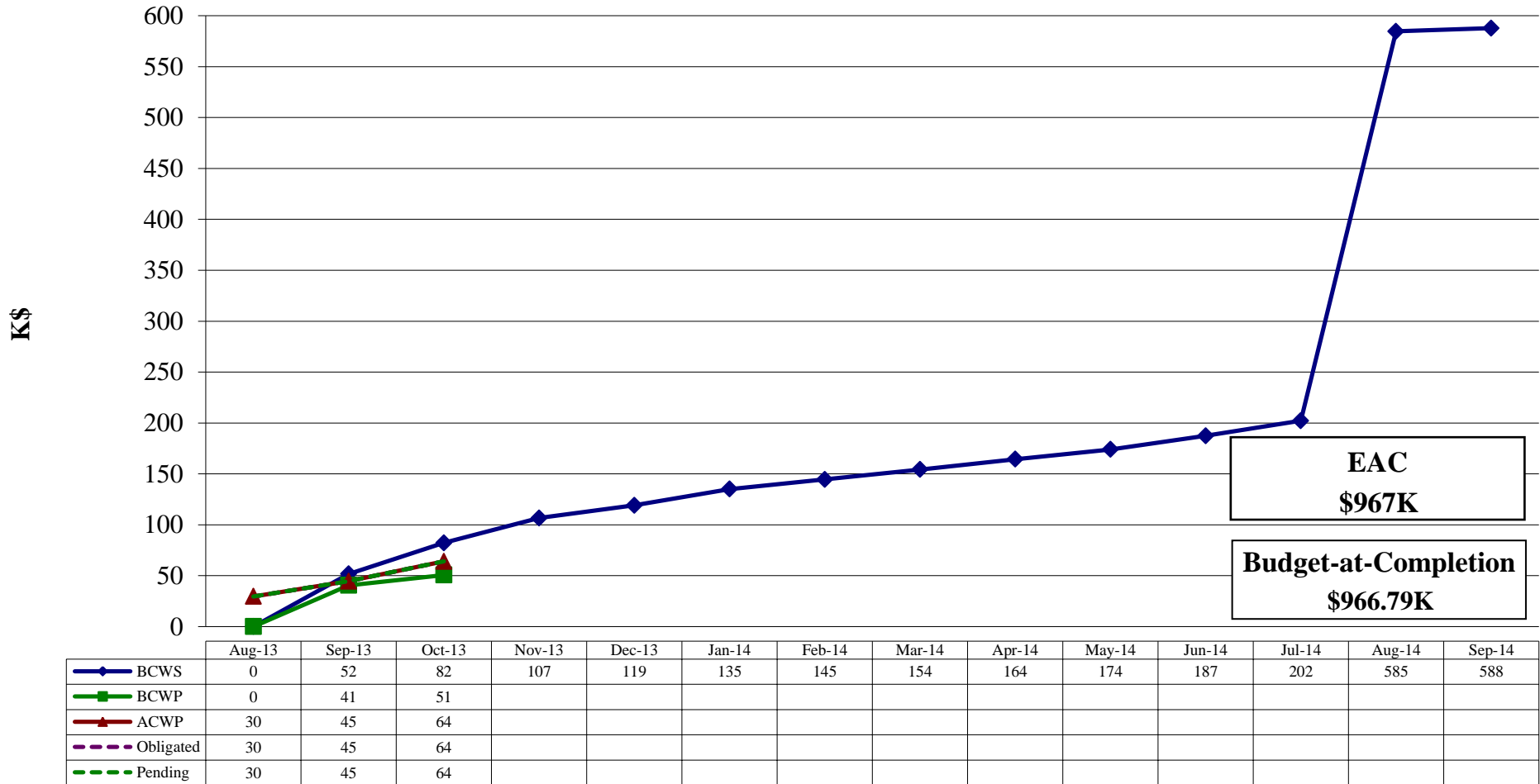
	Aug-13	Sep-13	Oct-13	Nov-13	Dec-13	Jan-14	Feb-14	Mar-14	Apr-14	May-14	Jun-14	Jul-14	Aug-14	Sep-14
BCWS	0	288	340	389	431	491	737	1,135	1,595	1,750	1,968	1,996	2,215	2,242
BCWP	0	348	381											
ACWP	176	346	417											
Obligated	374	447	963											
Pending	792	868	997											

12 GeV 1.4.2.7.5.1 Torus Magnet Design/Parts Earned Value \$K

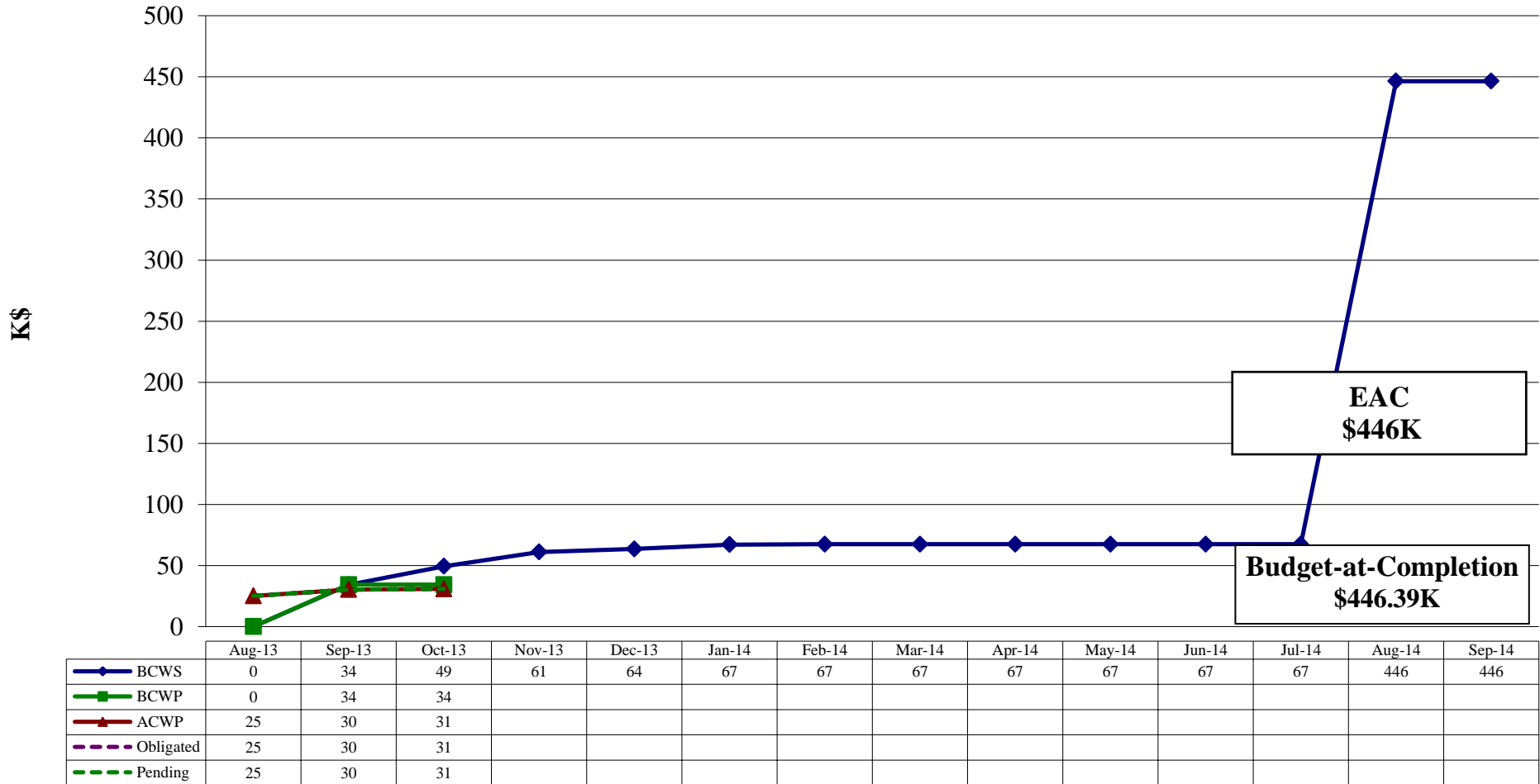


	Aug-13	Sep-13	Oct-13	Nov-13	Dec-13	Jan-14	Feb-14	Mar-14	Apr-14	May-14	Jun-14	Jul-14	Aug-14	Sep-14
BCWS	0	288	340	389	431	491	737	1,135	1,595	1,750	1,968	1,996	2,215	2,242
BCWP	0	348	381											
ACWP	176	346	417											
Obligated	374	447	963											
Pending	792	868	997											

12 GeV 1.4.2.7.6 Torus Cryogenics Earned Value \$K

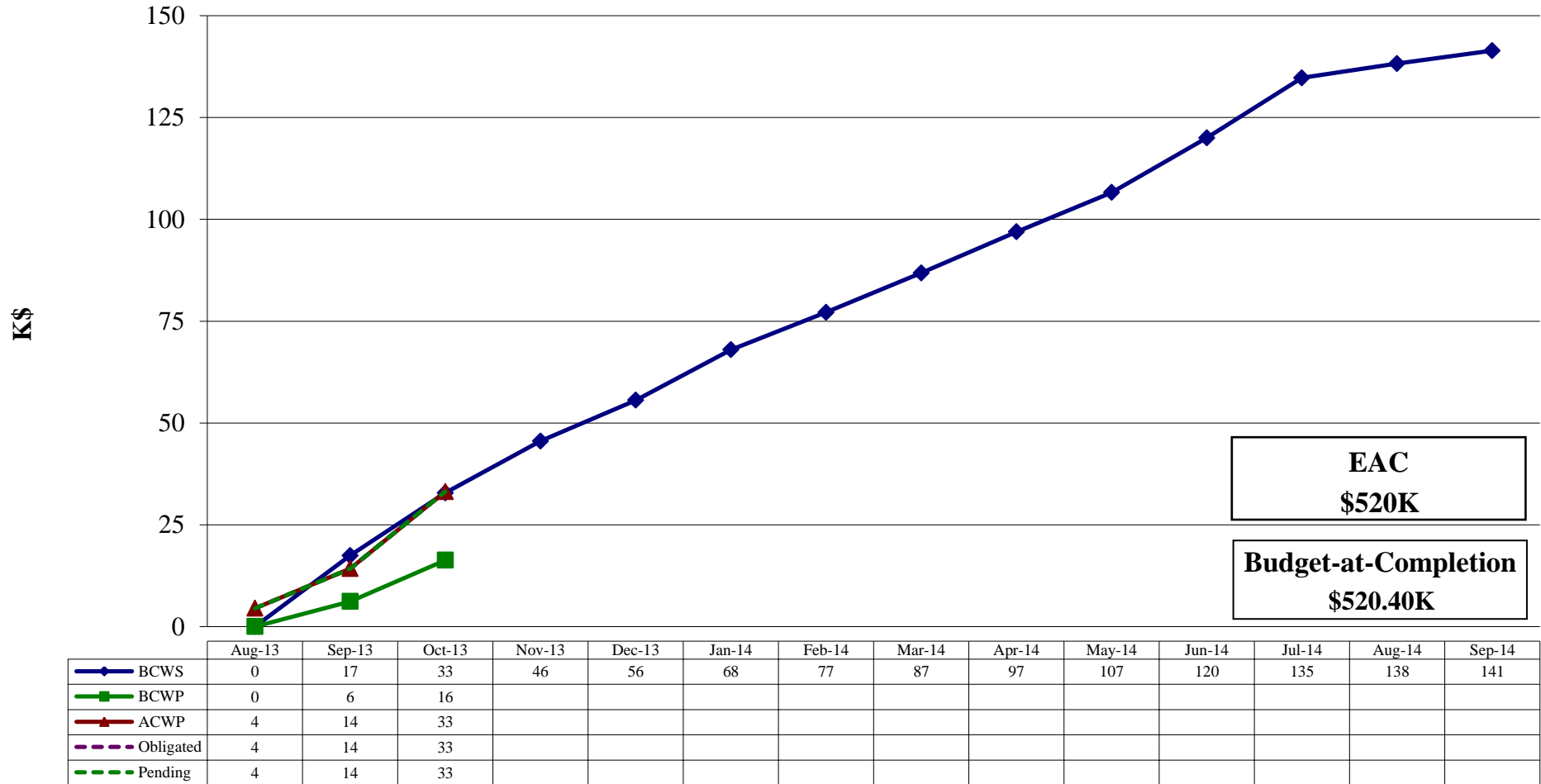


12 GeV 1.4.2.7.6.1 Torus Cryo Distribution Can Earned Value \$K



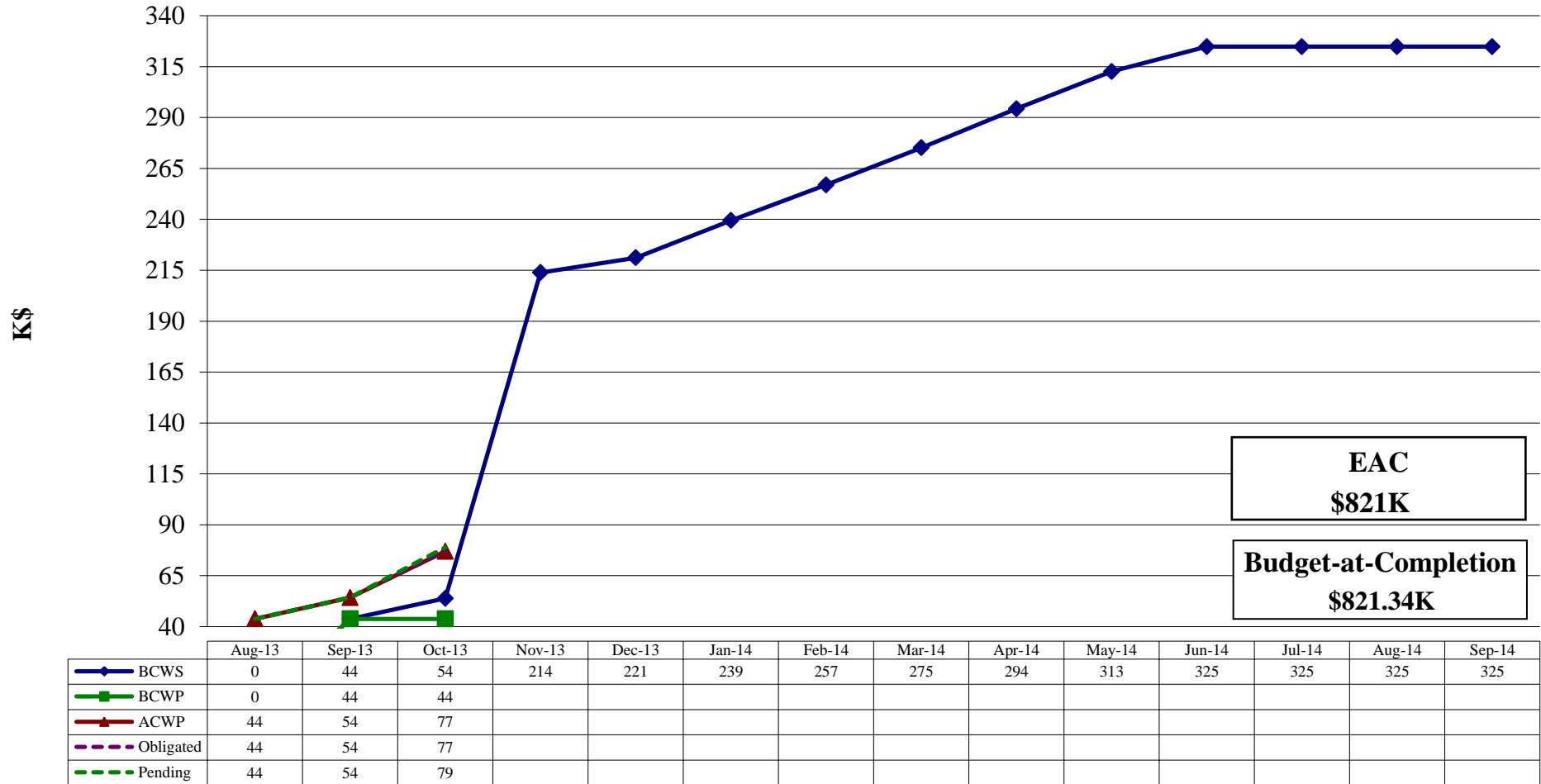
12 GeV 1.4.2.7.6.2 Torus Cryo Control Can

Earned Value \$K

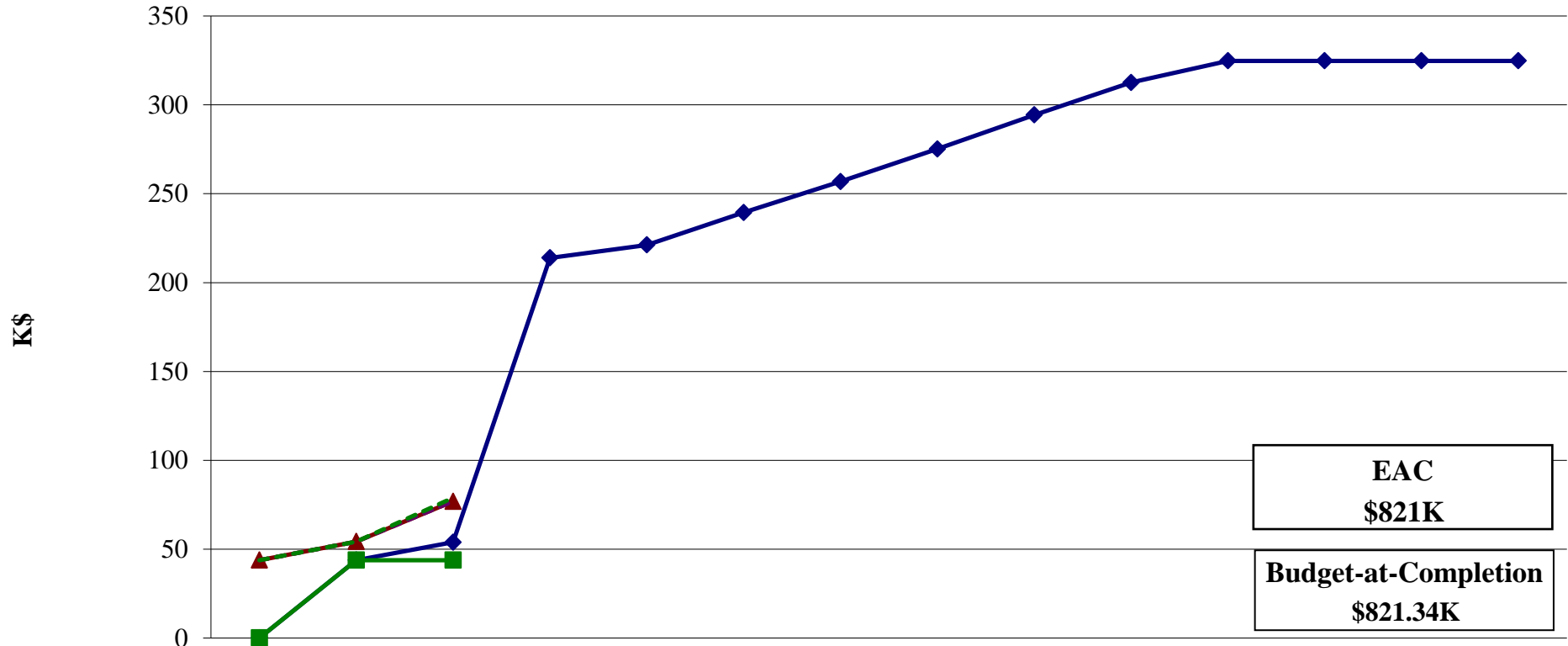


12 GeV 1.4.2.7.7 Torus Instrumentation & Controls

Earned Value \$K



12 GeV 1.4.2.7.7.1 Torus Instrumentation & Controls Earned Value \$K

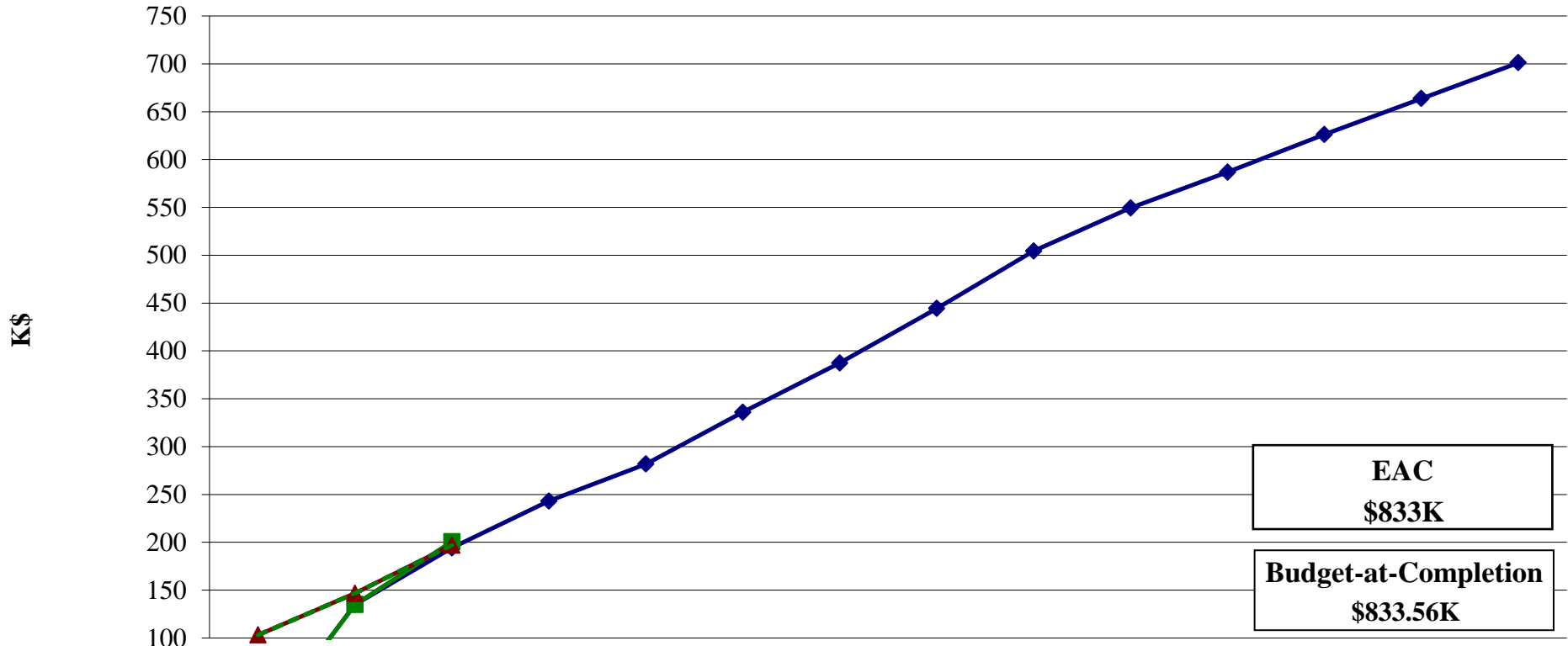


	Aug-13	Sep-13	Oct-13	Nov-13	Dec-13	Jan-14	Feb-14	Mar-14	Apr-14	May-14	Jun-14	Jul-14	Aug-14	Sep-14
BCWS	0	44	54	214	221	239	257	275	294	313	325	325	325	325
BCWP	0	44	44											
ACWP	44	54	77											
Obligated	44	54	77											
Pending	44	54	79											

EAC
\$821K

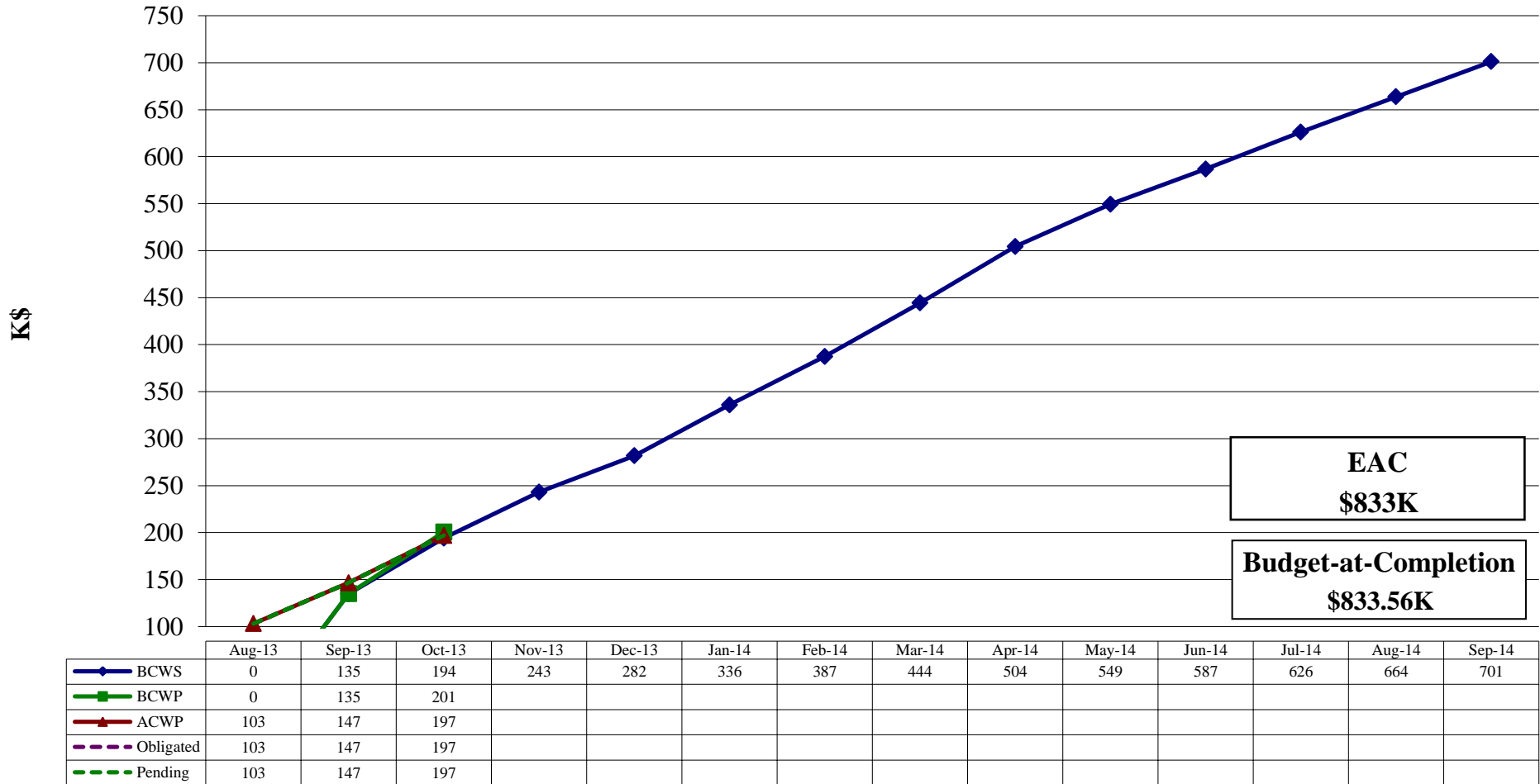
Budget-at-Completion
\$821.34K

12 GeV 1.4.2.7.8 Solenoid Magnet Design/Parts Earned Value \$K



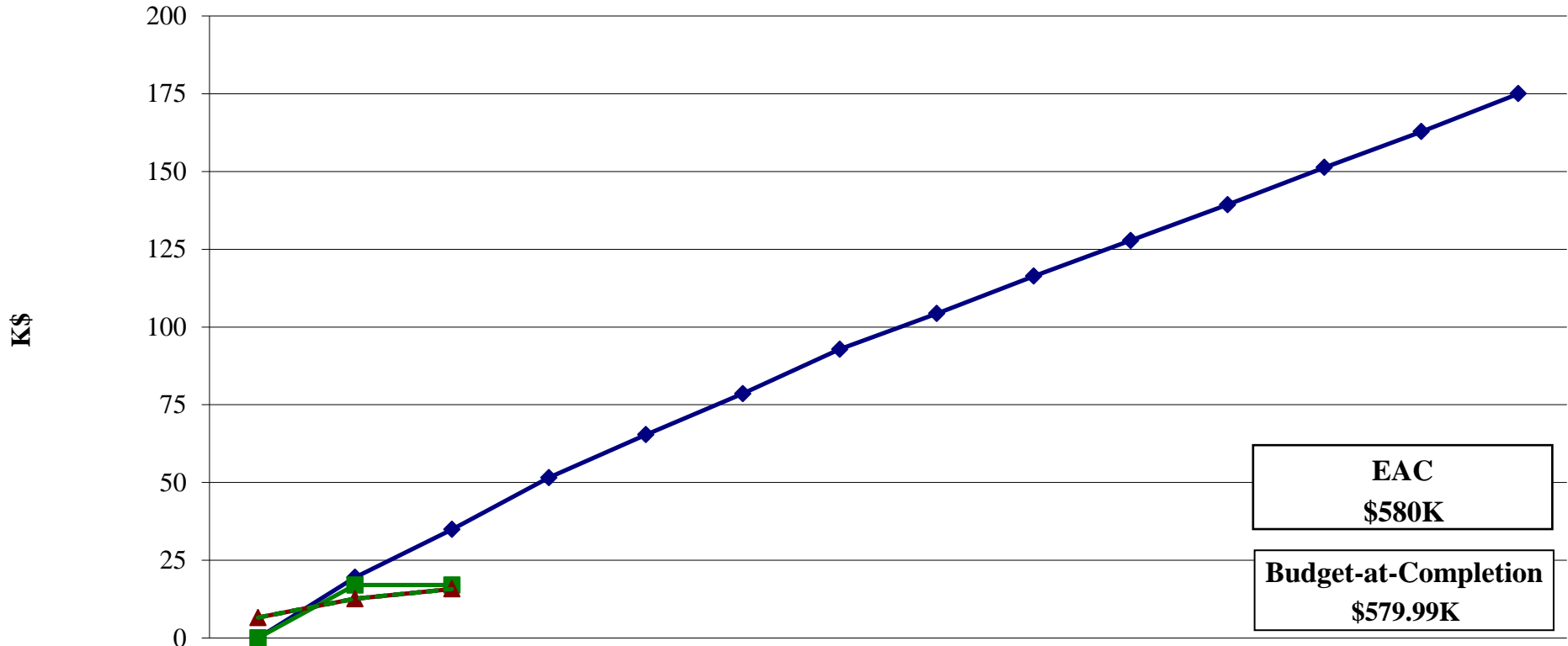
	Aug-13	Sep-13	Oct-13	Nov-13	Dec-13	Jan-14	Feb-14	Mar-14	Apr-14	May-14	Jun-14	Jul-14	Aug-14	Sep-14
BCWS	0	135	194	243	282	336	387	444	504	549	587	626	664	701
BCWP	0	135	201											
ACWP	103	147	197											
Obligated	103	147	197											
Pending	103	147	197											

12 GeV 1.4.2.7.8.1 Solenoid Magnet Design/Parts Earned Value \$K



12 GeV 1.4.2.7.9 Solenoid Cryogenics

Earned Value \$K



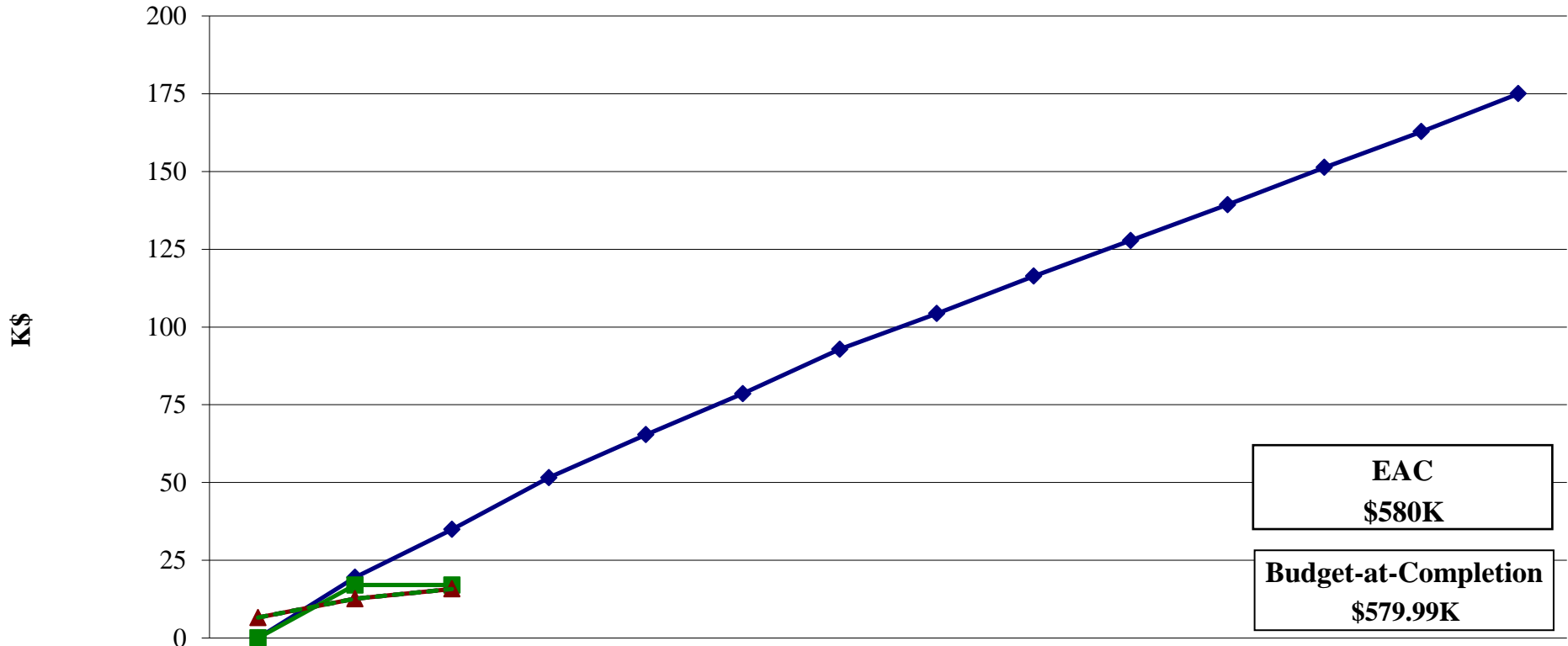
EAC
\$580K

Budget-at-Completion
\$579.99K

	Aug-13	Sep-13	Oct-13	Nov-13	Dec-13	Jan-14	Feb-14	Mar-14	Apr-14	May-14	Jun-14	Jul-14	Aug-14	Sep-14
BCWS	0	19	35	52	65	79	93	104	116	128	139	151	163	175
BCWP	0	17	17											
ACWP	7	13	16											
Obligated	7	13	16											
Pending	7	13	16											

12 GeV 1.4.2.7.9.1 Solenoid Cryogenics

Earned Value \$K



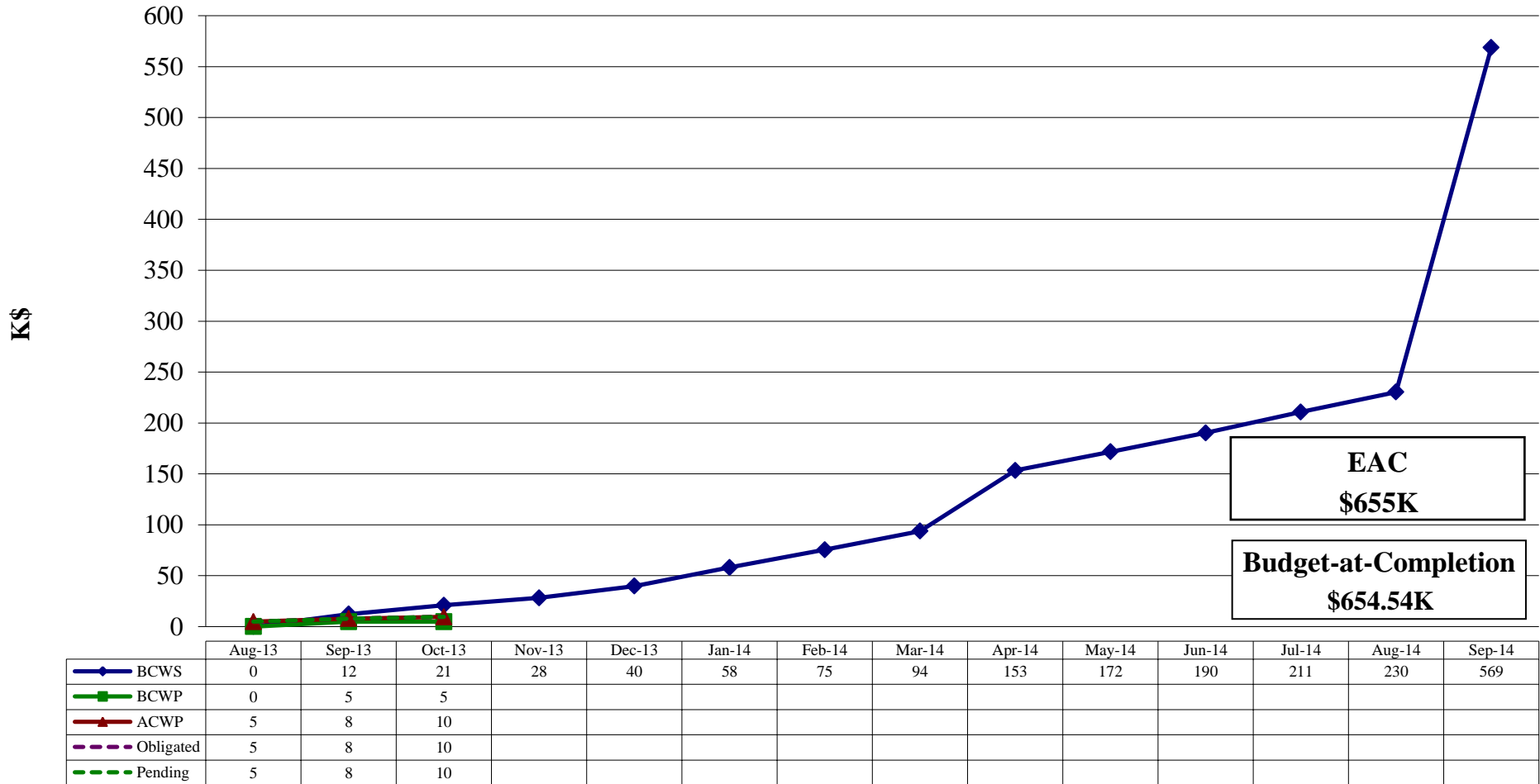
EAC
\$580K

Budget-at-Completion
\$579.99K

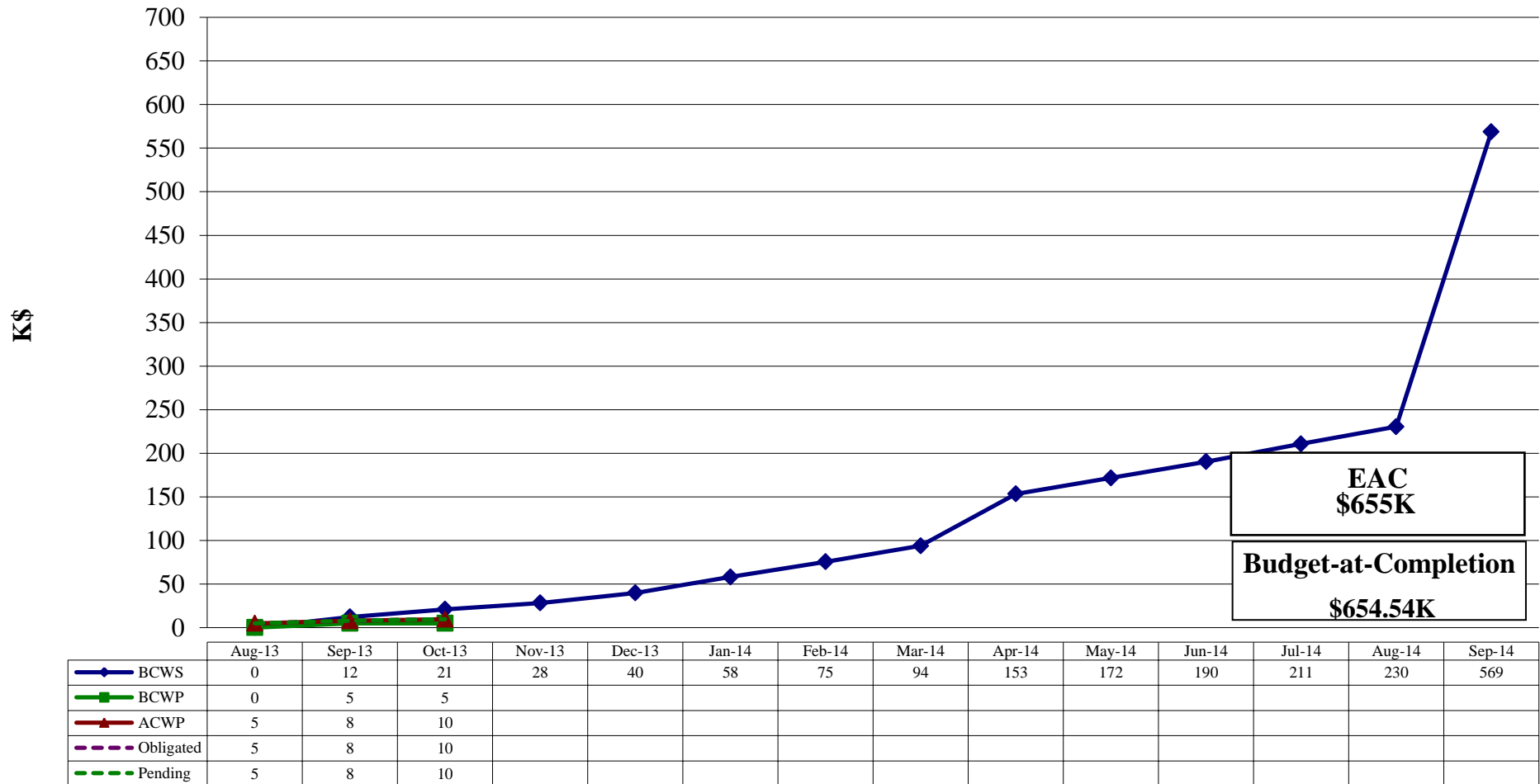
	Aug-13	Sep-13	Oct-13	Nov-13	Dec-13	Jan-14	Feb-14	Mar-14	Apr-14	May-14	Jun-14	Jul-14	Aug-14	Sep-14
BCWS	0	19	35	52	65	79	93	104	116	128	139	151	163	175
BCWP	0	17	17											
ACWP	7	13	16											
Obligated	7	13	16											
Pending	7	13	16											

12 GeV 1.4.2.7.10 Solenoid Instrumentation & Controls

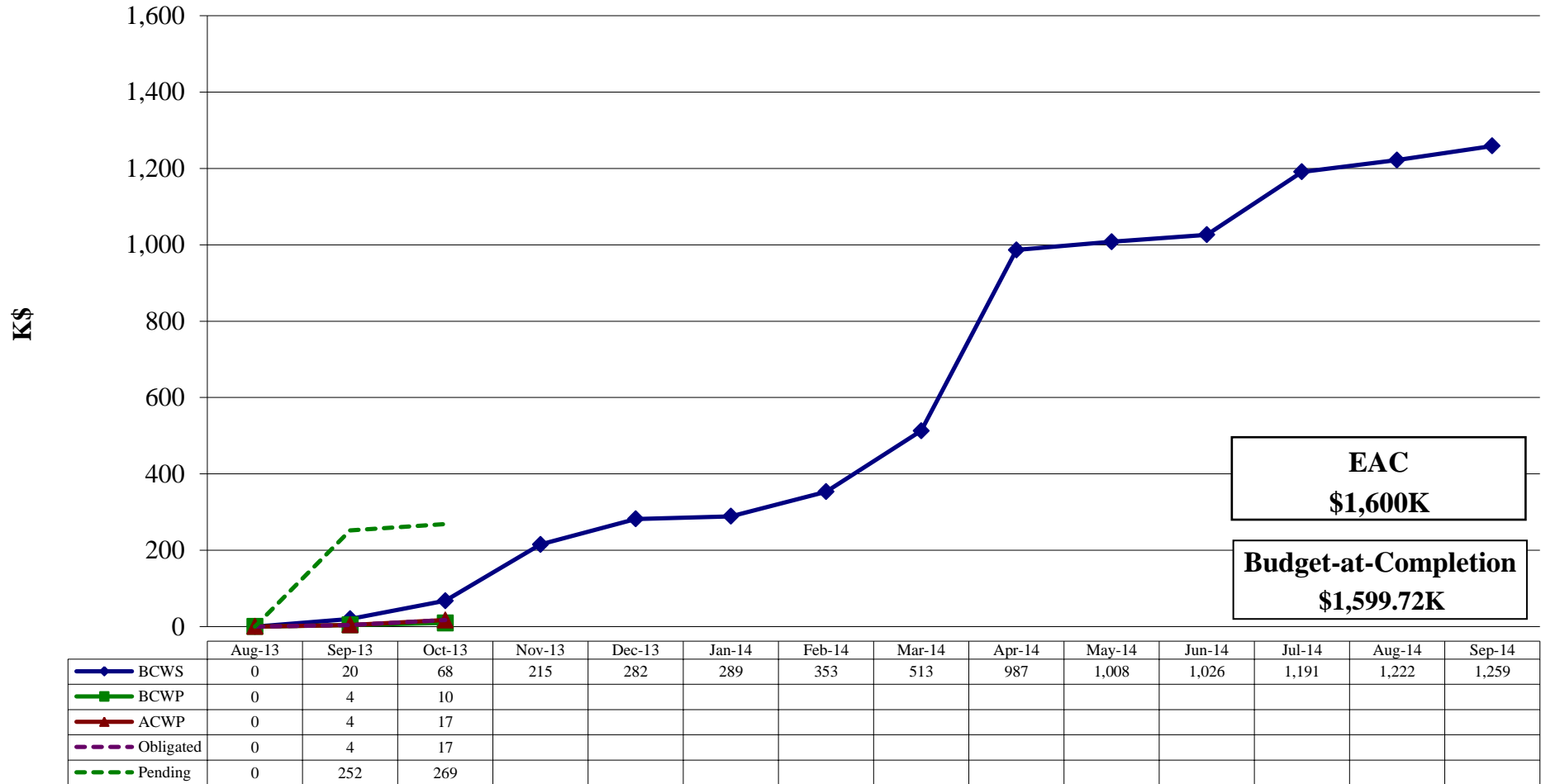
Earned Value \$K



12 GeV 1.4.2.7.10.1 Solenoid Instrumentation & Controls Earned Value \$K

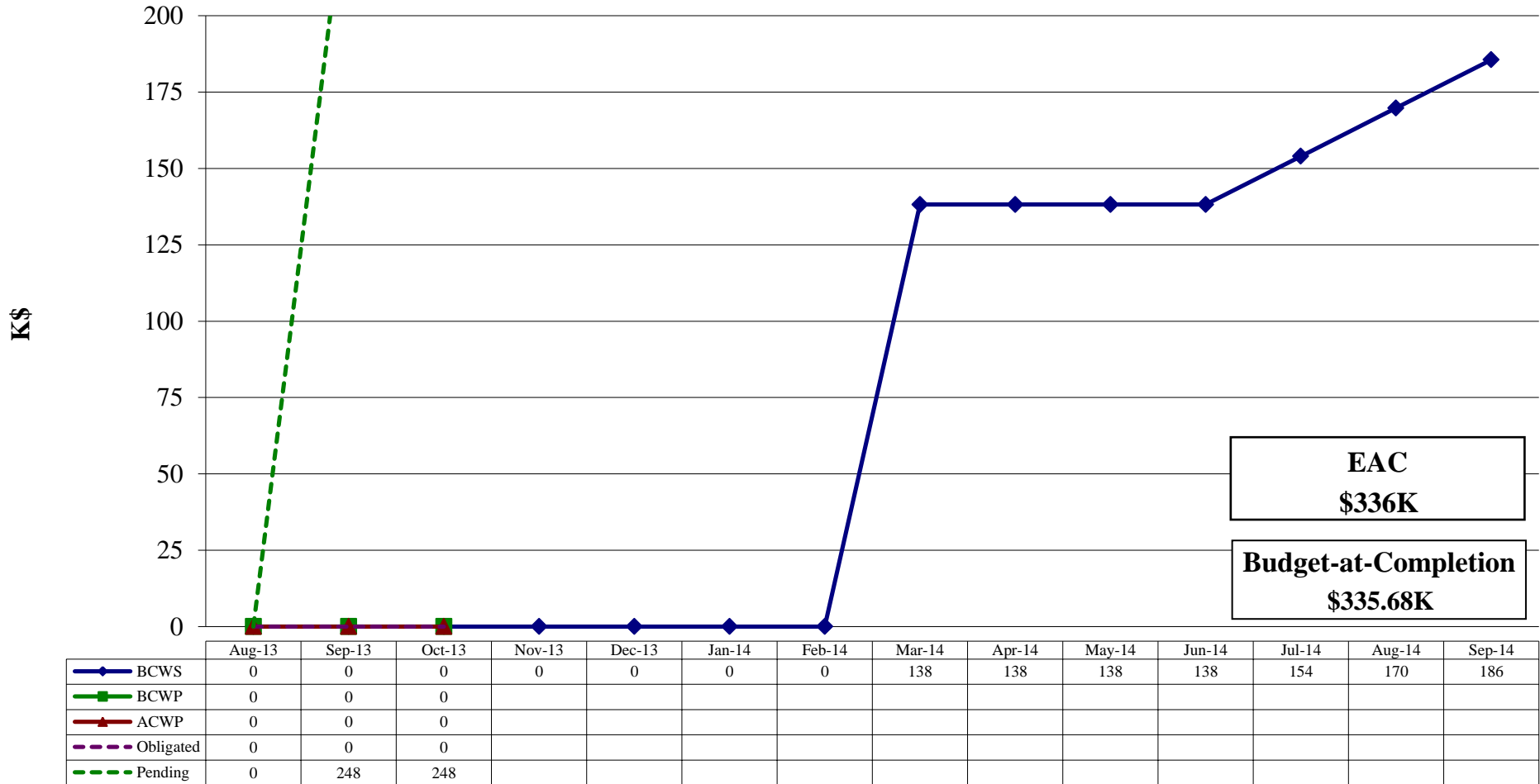


12 GeV 1.4.2.7.11 Torus Risk Mitigation Earned Value \$K

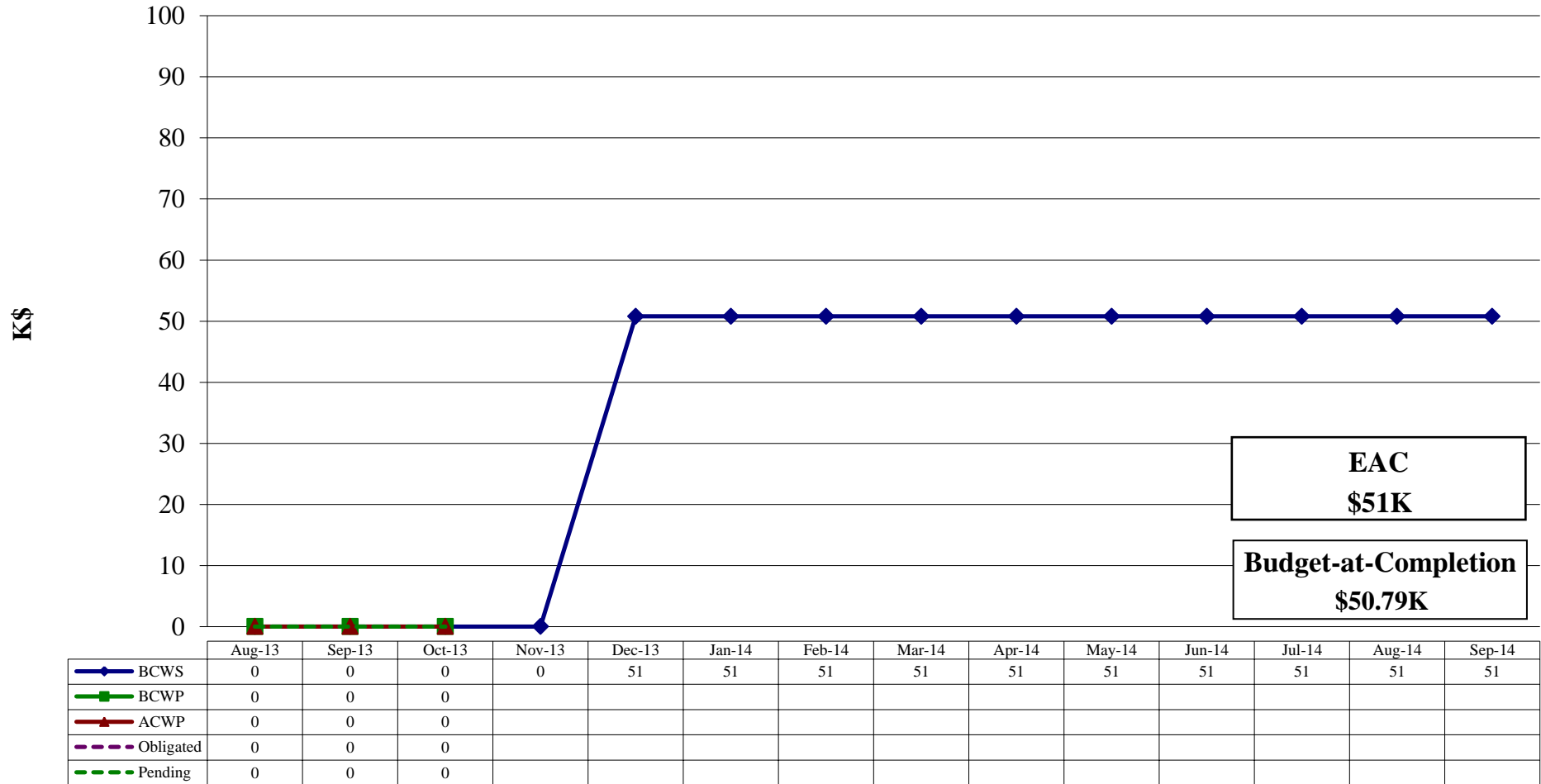


12 GeV 1.4.2.7.11.1 Additional FNAL Coils for Torus

Earned Value \$K

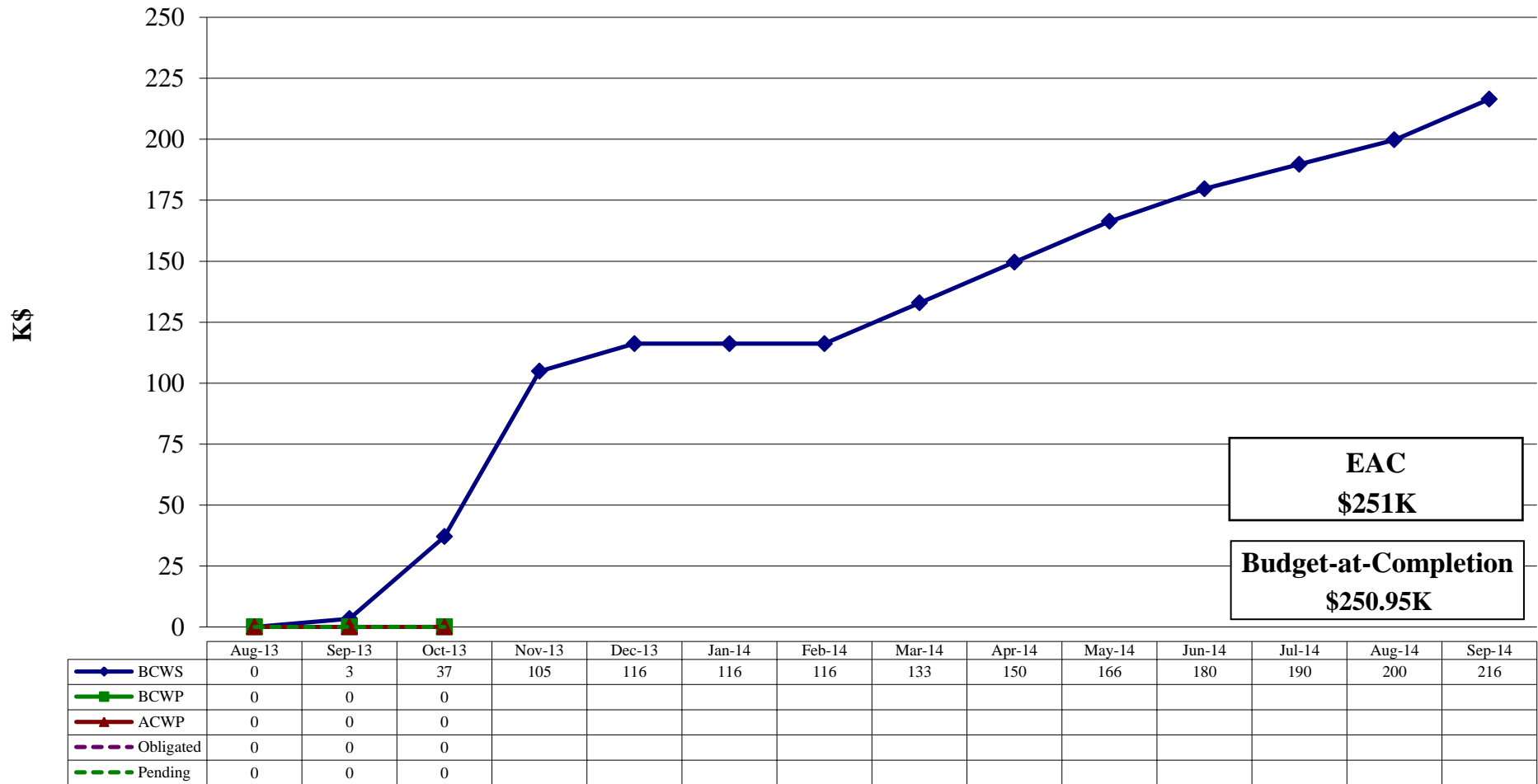


12 GeV 1.4.2.7.11.2 Added Torus Coil Case & Cryostat Earned Value \$K

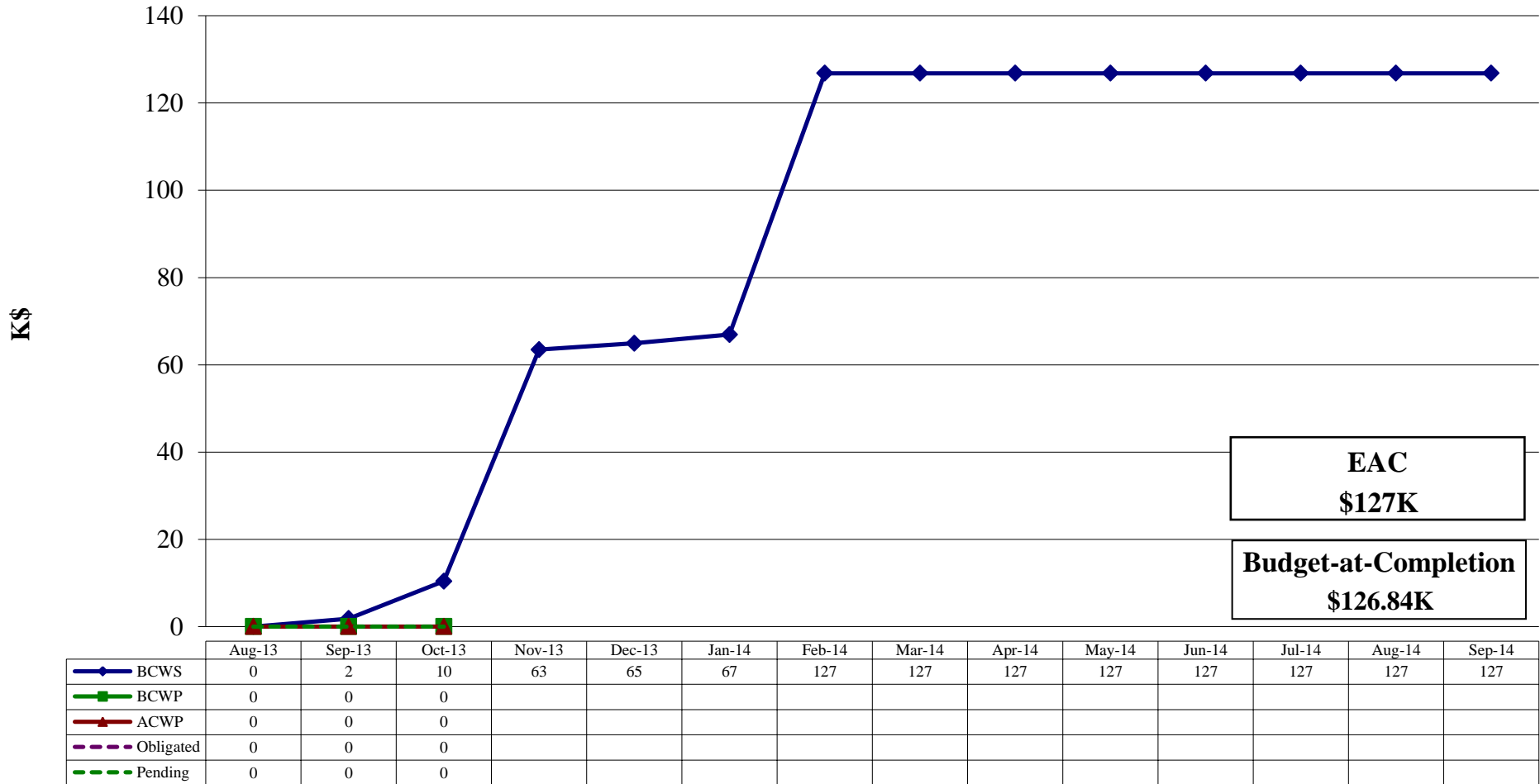


12 GeV 1.4.2.7.11.3 LN2 Testing of Torus Magnet Coils

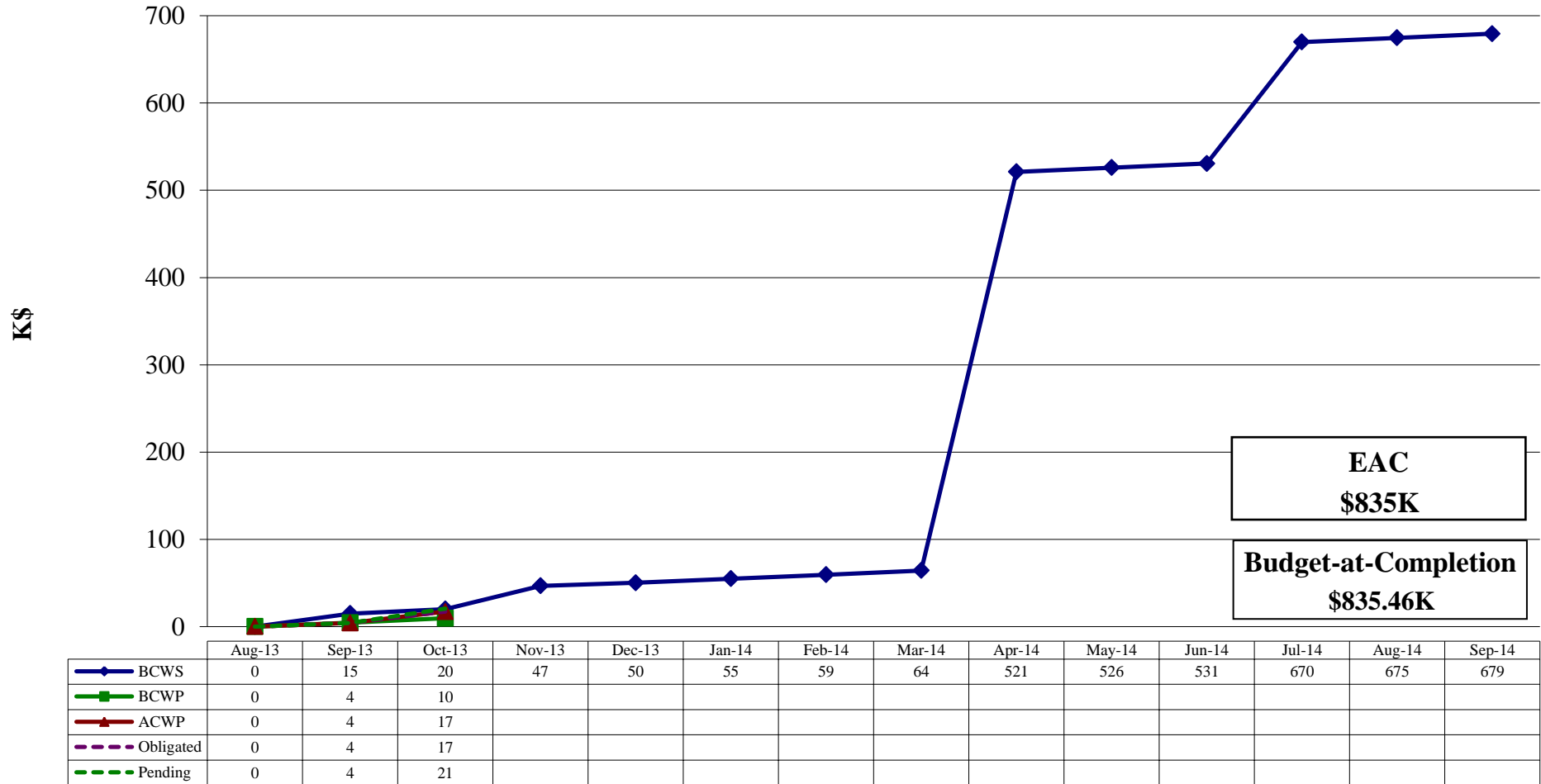
Earned Value \$K



12 GeV 1.4.2.7.11.4 Additional Copper Stabilizer & Conductor Soldering for Torus Earned Value \$K

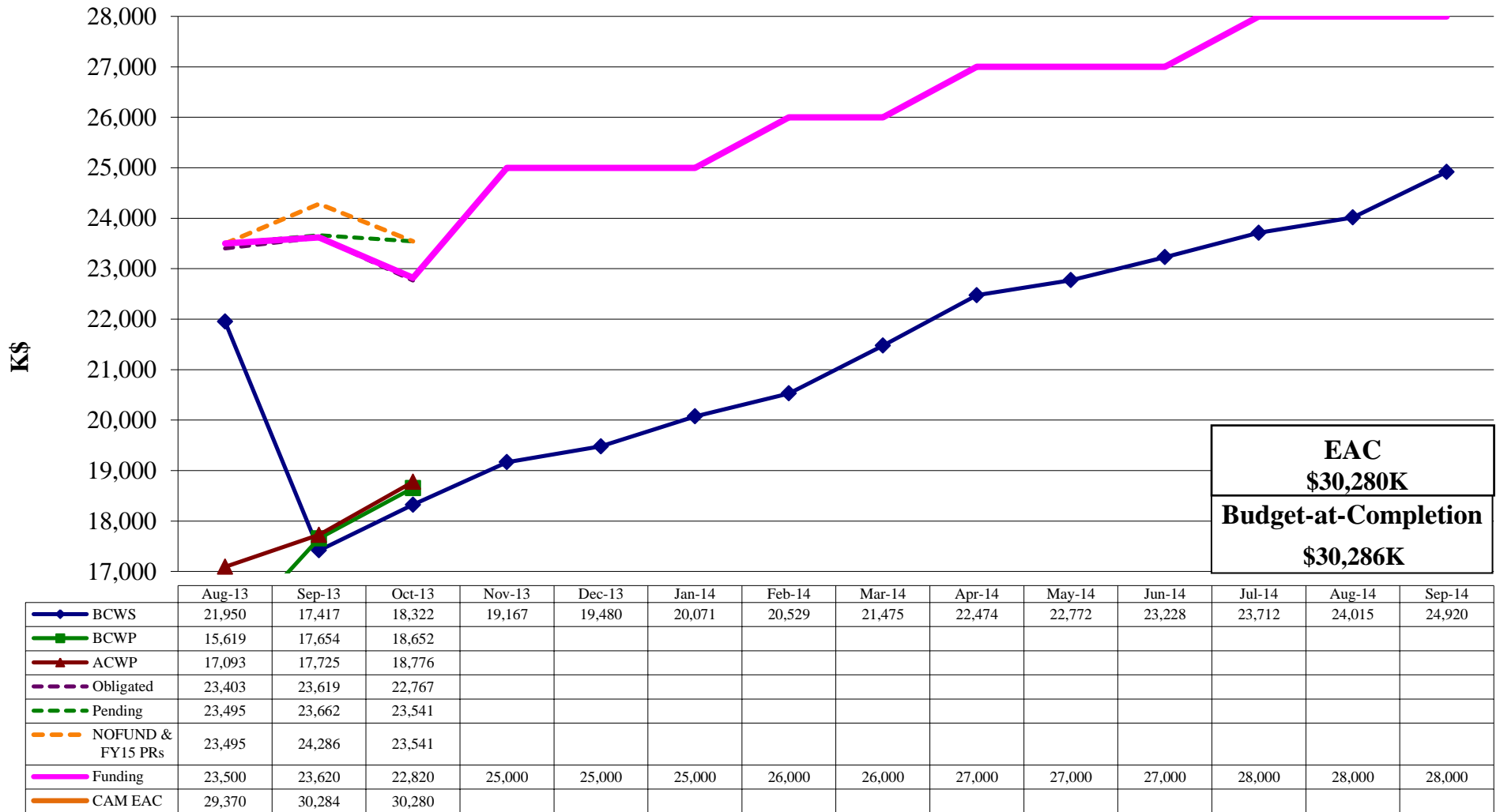


12 GeV 1.4.2.7.11.5 Saclay Lhe Testing for Torus Coils Earned Value \$K

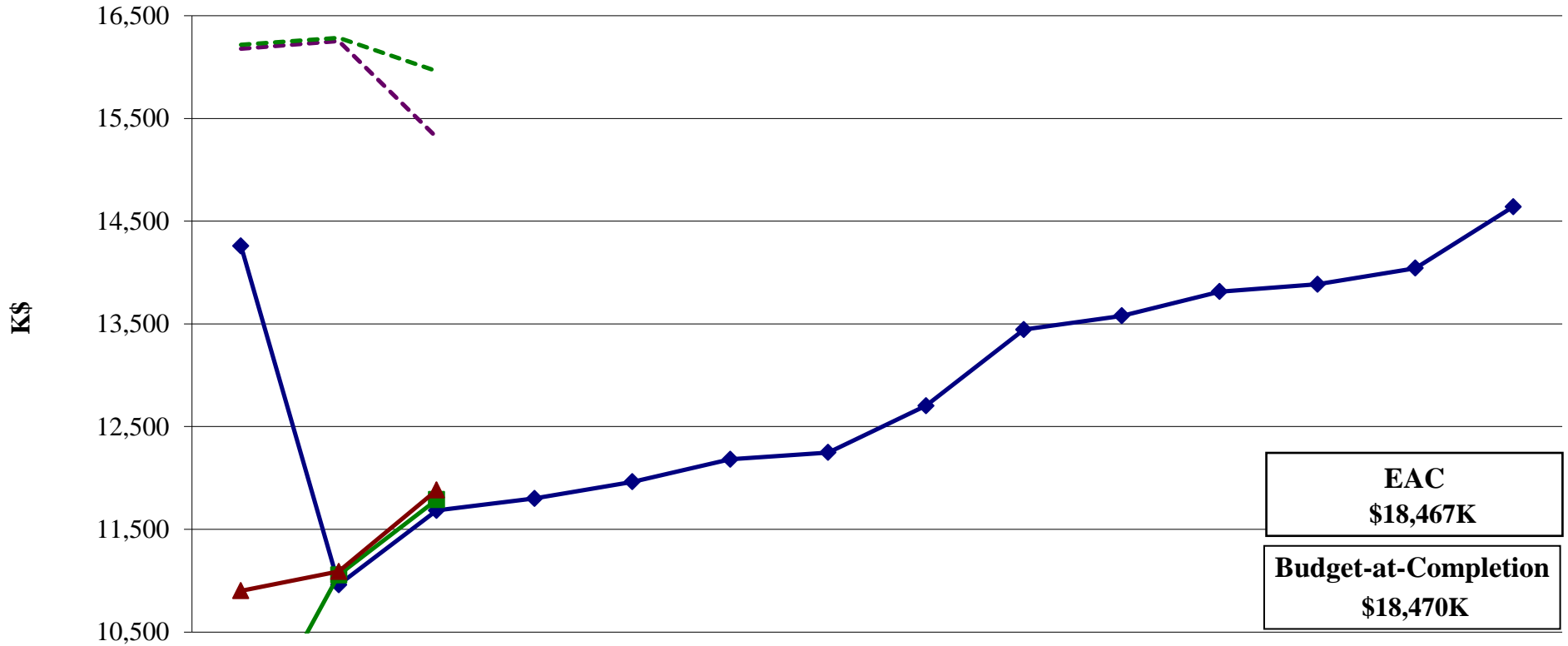


12 GeV 1.4.3 Construction Hall C

Earned Value \$K

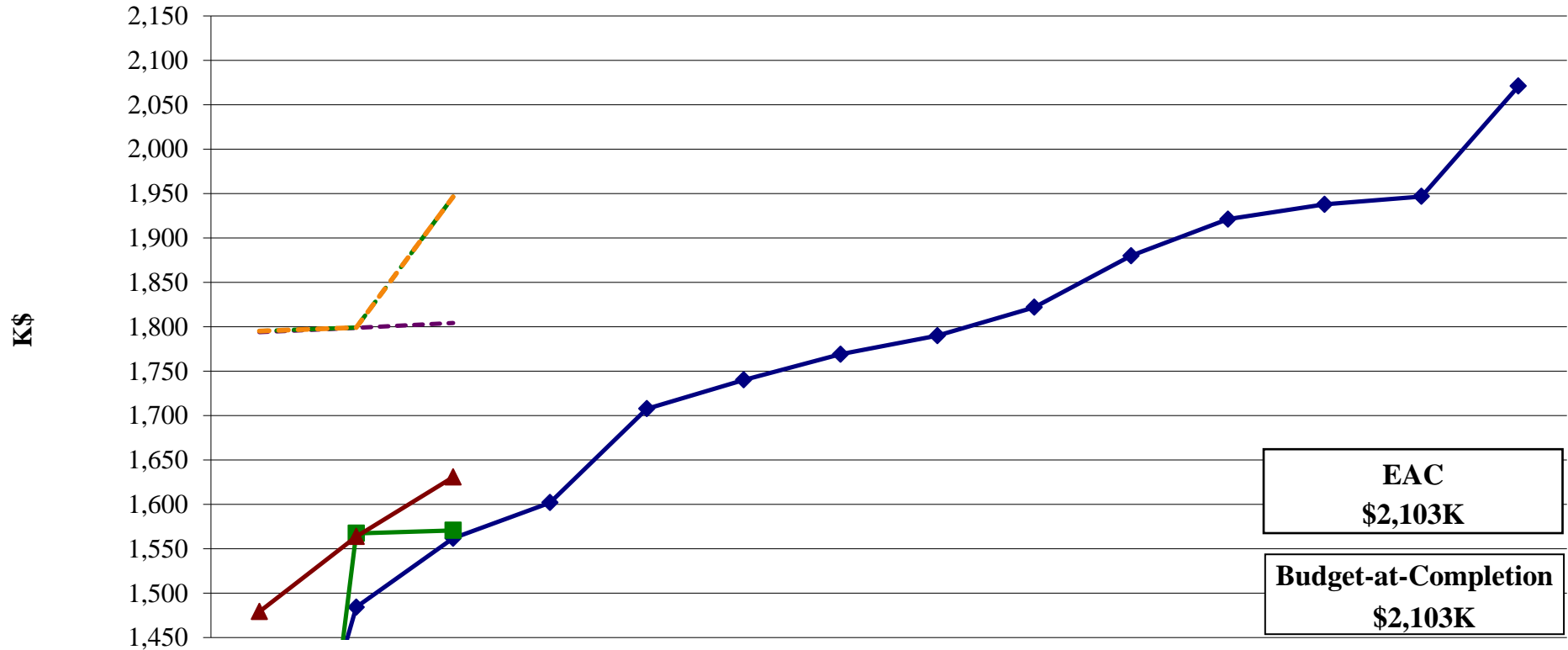


12 GeV 1.4.3.1 Magnet Earned Value \$K



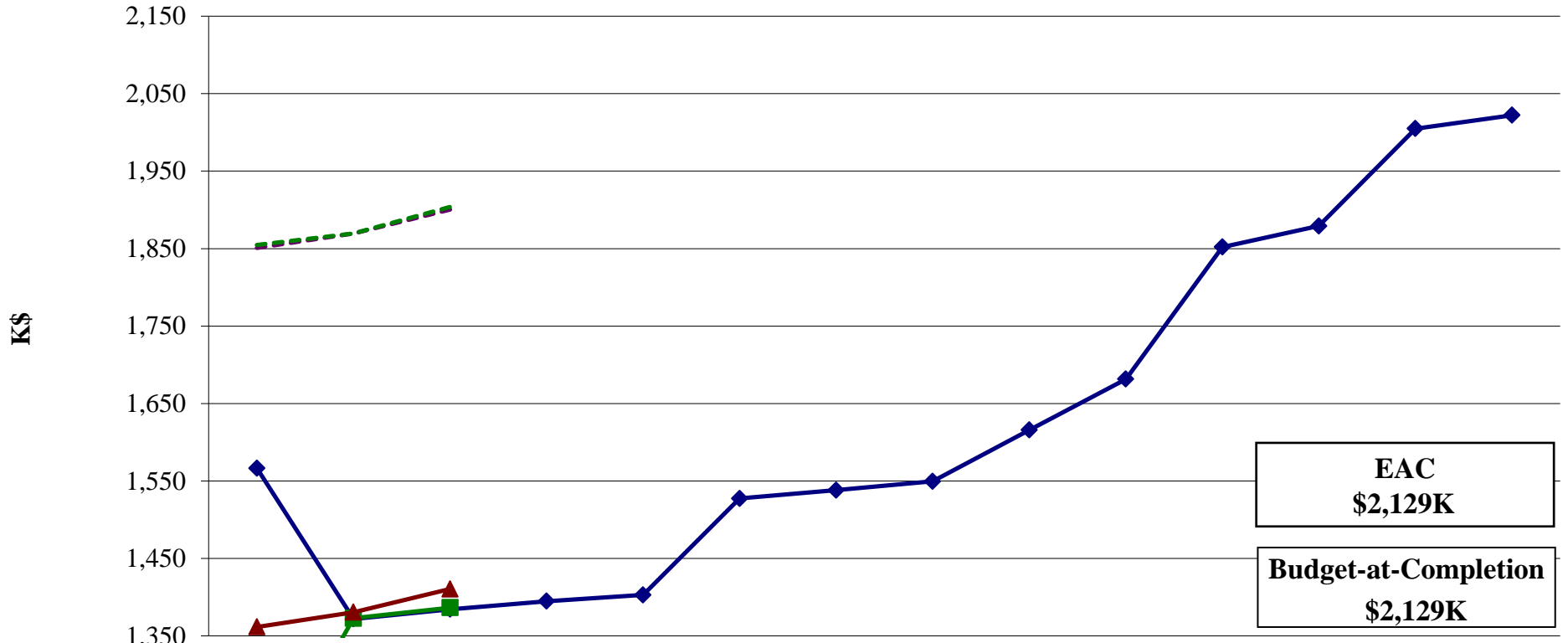
EAC \$18,467K
Budget-at-Completion \$18,470K

12 GeV 1.4.3.1.1 HB Magnet Earned Value \$K



	Aug-13	Sep-13	Oct-13	Nov-13	Dec-13	Jan-14	Feb-14	Mar-14	Apr-14	May-14	Jun-14	Jul-14	Aug-14	Sep-14
BCWS	1,106	1,484	1,562	1,602	1,708	1,740	1,769	1,790	1,822	1,880	1,921	1,938	1,947	2,071
BCWP	692	1,567	1,571											
ACWP	1,479	1,564	1,631											
Obligated	1,794	1,799	1,804											
Pending	1,795	1,799	1,946											
NOFUND & FY15 PRs	1,795	1,799	1,946											

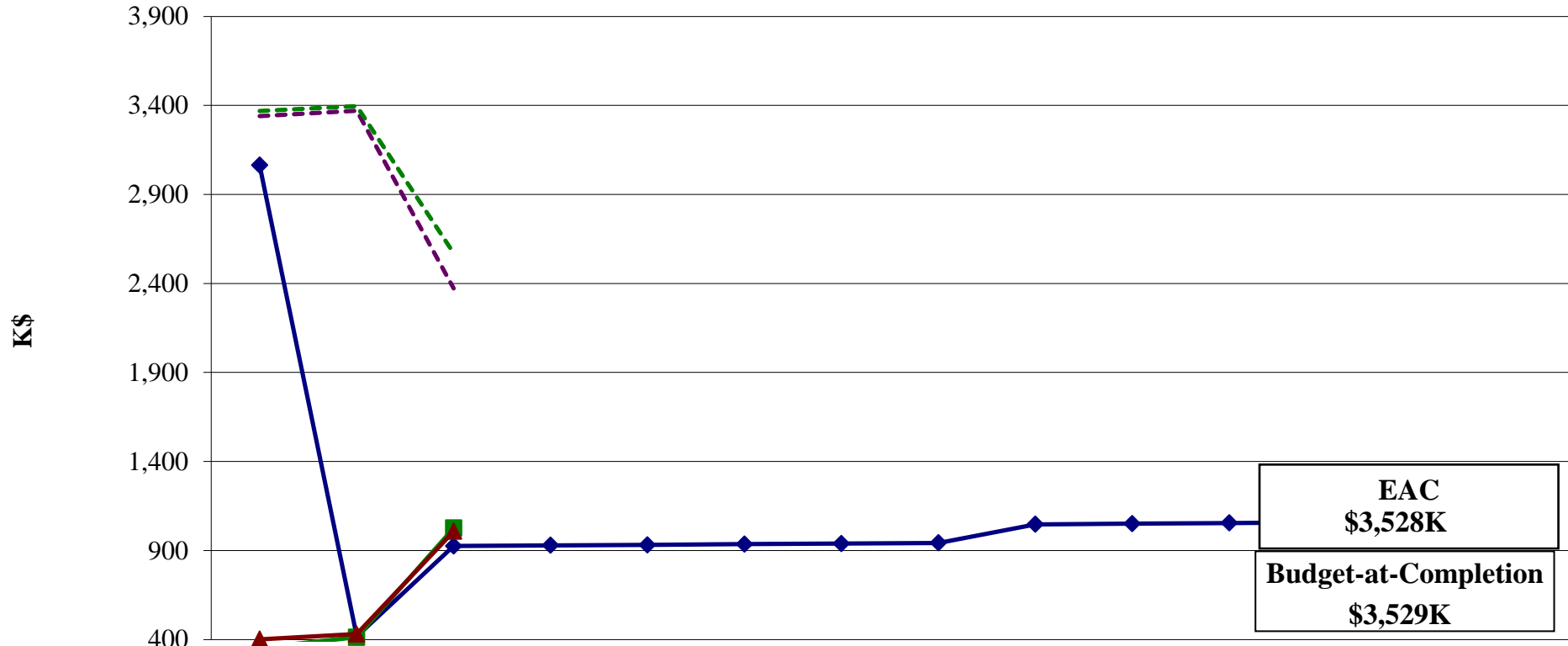
12 GeV 1.4.3.1.2 Q1 Quadrupole Earned Value \$K



	Aug-13	Sep-13	Oct-13	Nov-13	Dec-13	Jan-14	Feb-14	Mar-14	Apr-14	May-14	Jun-14	Jul-14	Aug-14	Sep-14
BCWS	1,567	1,372	1,384	1,395	1,403	1,527	1,538	1,550	1,616	1,682	1,852	1,879	2,005	2,022
BCWP	1,153	1,373	1,386											
ACWP	1,362	1,381	1,410											
Obligated	1,851	1,870	1,900											
Pending	1,855	1,870	1,904											

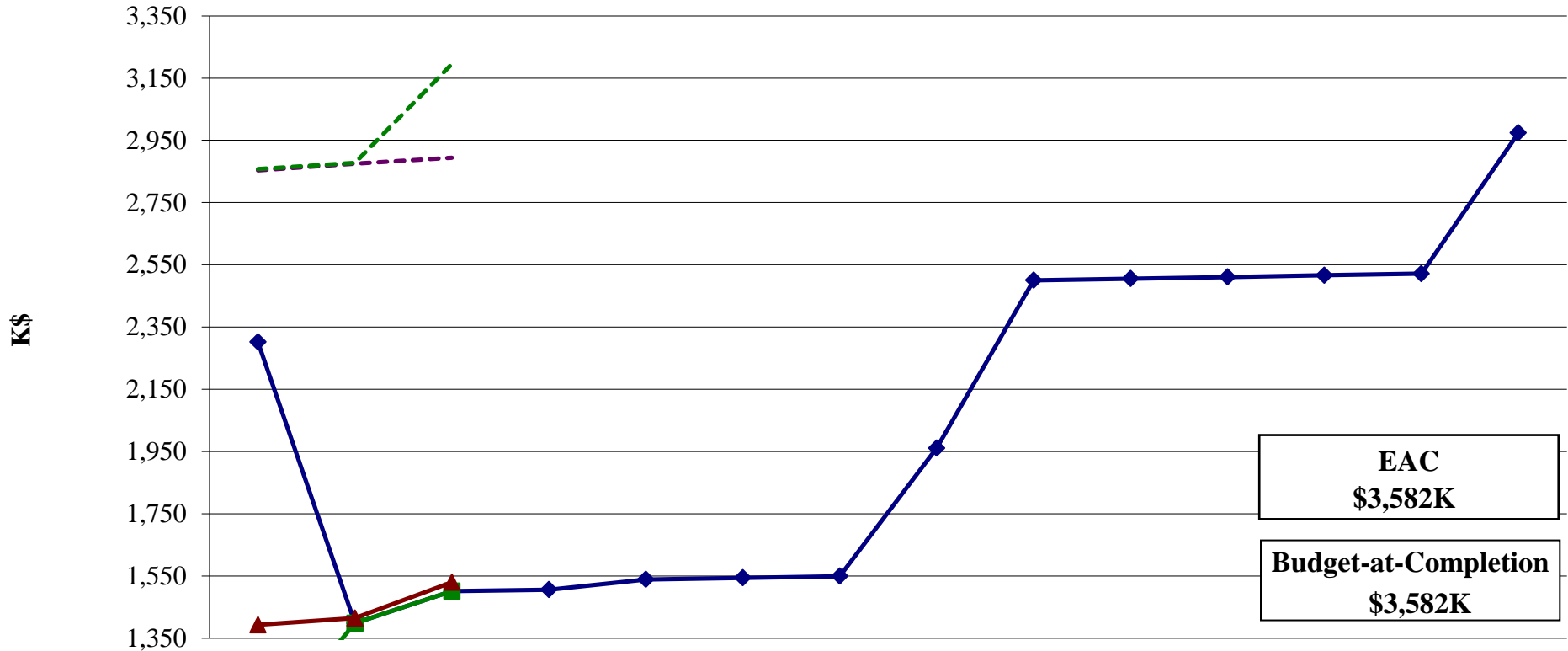
12 GeV 1.4.3.1.3 Q2/3 Quadrupoles

Earned Value \$K



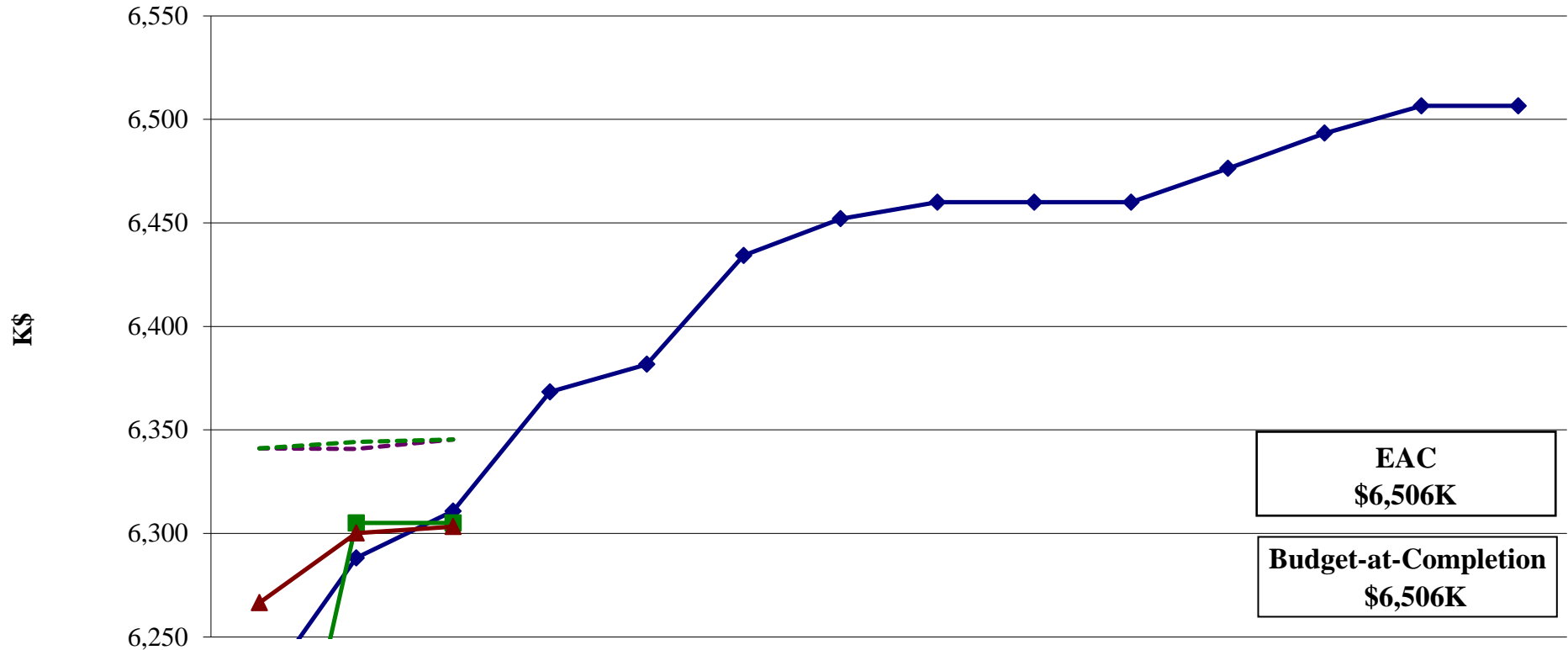
	Aug-13	Sep-13	Oct-13	Nov-13	Dec-13	Jan-14	Feb-14	Mar-14	Apr-14	May-14	Jun-14	Jul-14	Aug-14	Sep-14
BCWS	3,063	417	925	929	932	935	939	943	1,047	1,051	1,055	1,059	1,062	1,066
BCWP	354	413	1,025											
ACWP	401	431	1,007											
Obligated	3,340	3,370	2,372											
Pending	3,369	3,396	2,570											

12 GeV 1.4.3.1.4 Dipole Magnet Earned Value \$K



	Aug-13	Sep-13	Oct-13	Nov-13	Dec-13	Jan-14	Feb-14	Mar-14	Apr-14	May-14	Jun-14	Jul-14	Aug-14	Sep-14
BCWS	2,302	1,398	1,501	1,506	1,539	1,544	1,549	1,961	2,500	2,506	2,511	2,516	2,521	2,974
BCWP	1,022	1,398	1,501											
ACWP	1,393	1,414	1,530											
Obligated	2,853	2,875	2,894											
Pending	2,858	2,878	3,195											

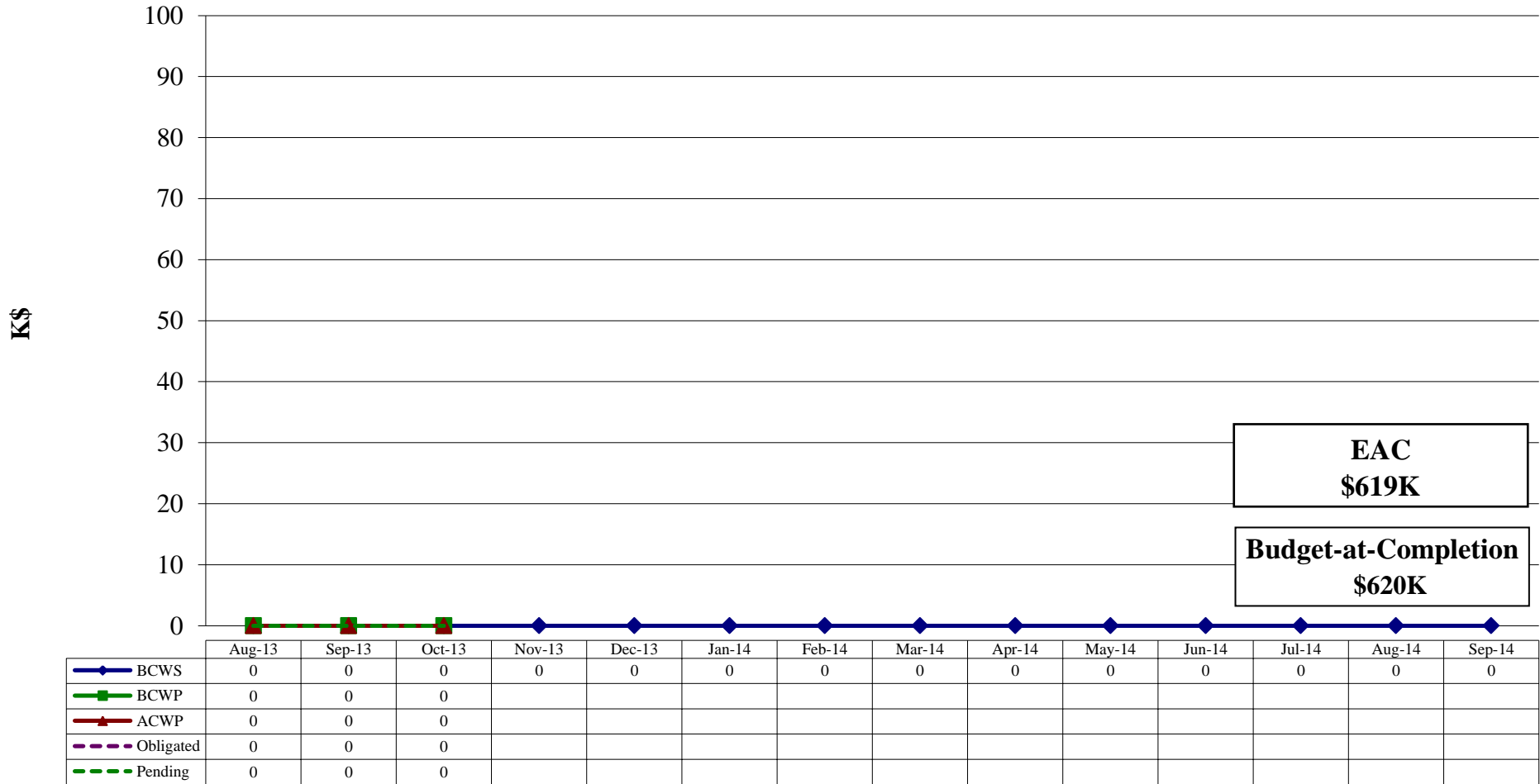
12 GeV 1.4.3.1.5 Common Magnet Components Earned Value \$K



	Aug-13	Sep-13	Oct-13	Nov-13	Dec-13	Jan-14	Feb-14	Mar-14	Apr-14	May-14	Jun-14	Jul-14	Aug-14	Sep-14
BCWS	6,222	6,288	6,311	6,368	6,382	6,434	6,452	6,460	6,460	6,460	6,476	6,493	6,506	6,506
BCWP	6,097	6,305	6,305											
ACWP	6,267	6,300	6,303											
Obligated	6,341	6,341	6,345											
Pending	6,341	6,344	6,345											

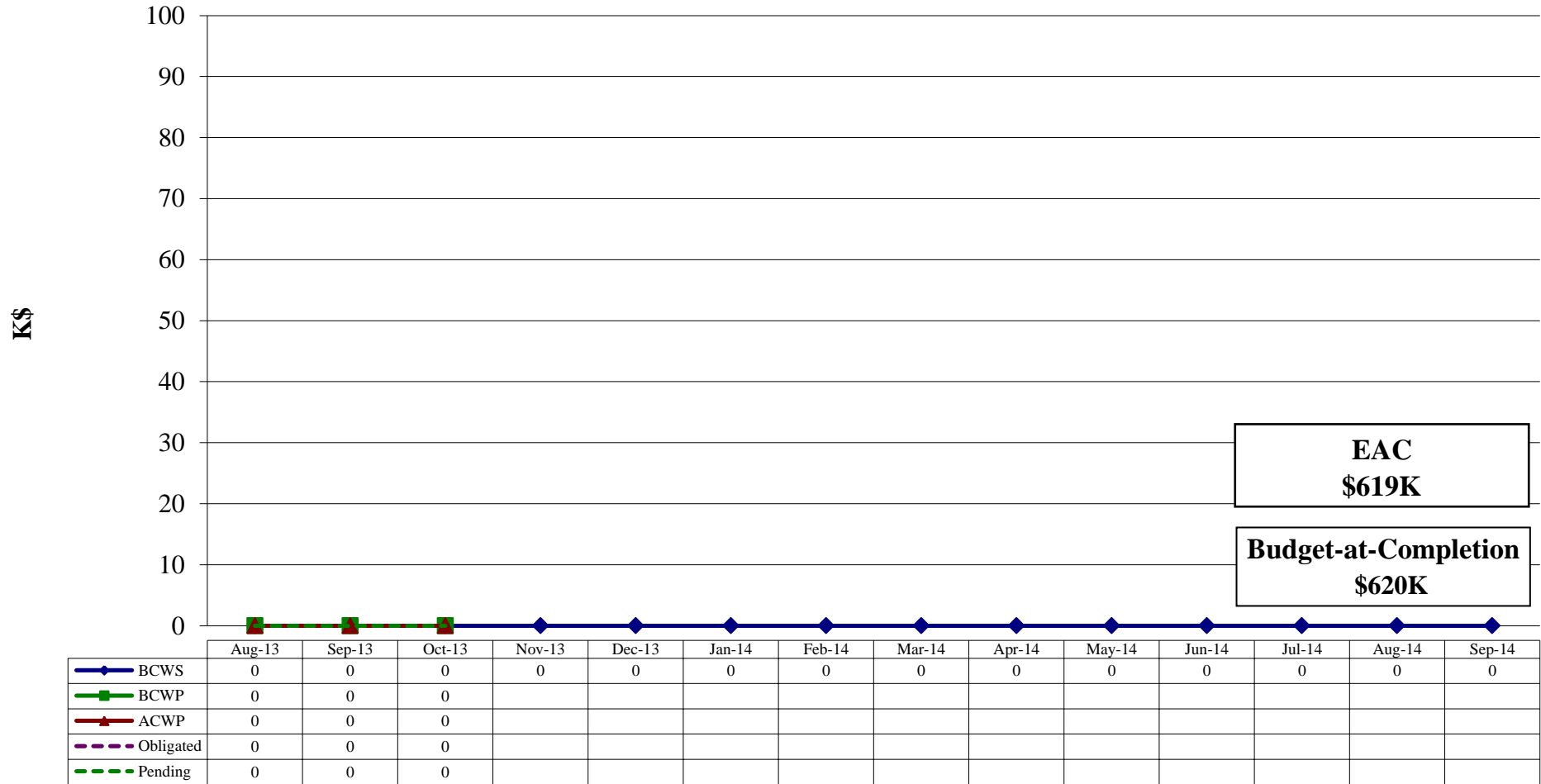
12 GeV 1.4.3.1.6 Hall C Spare Coils

Earned Value \$K

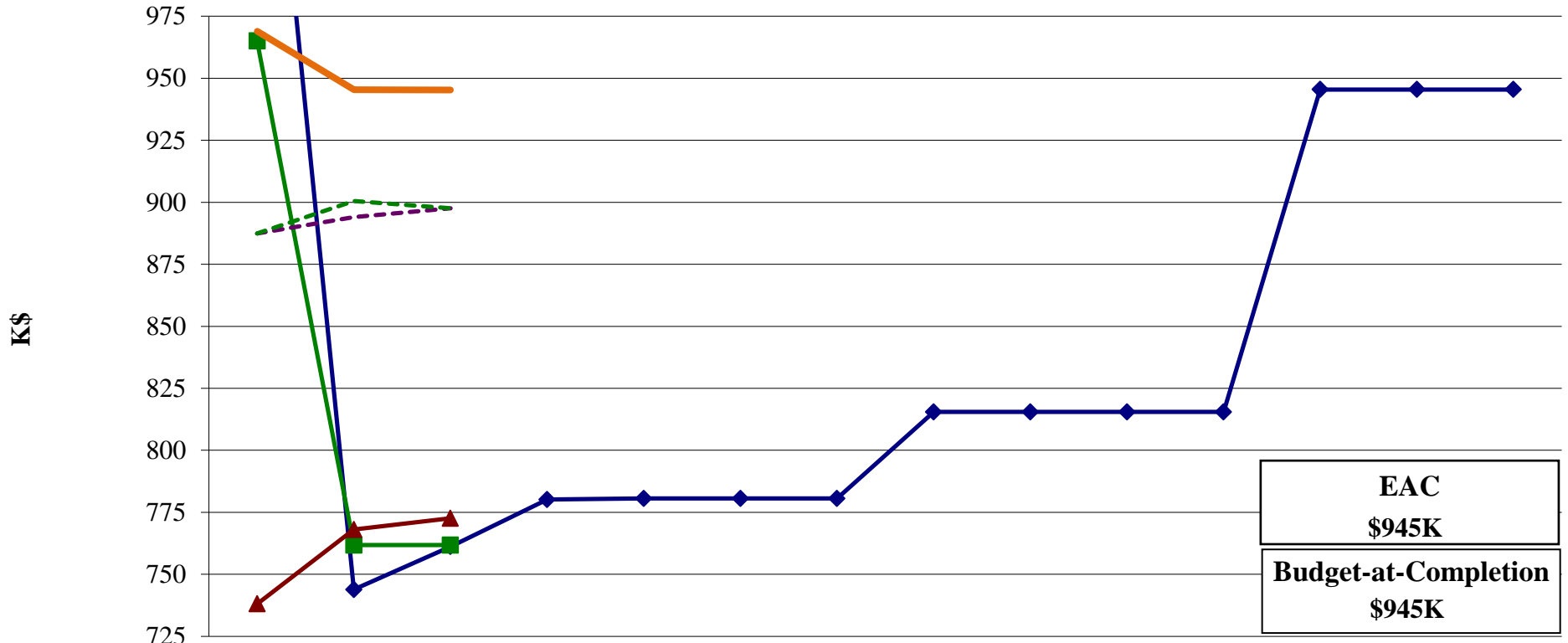


12 GeV 1.4.3.1.6.1 Construction of Hall C Spare Coils

Earned Value \$K



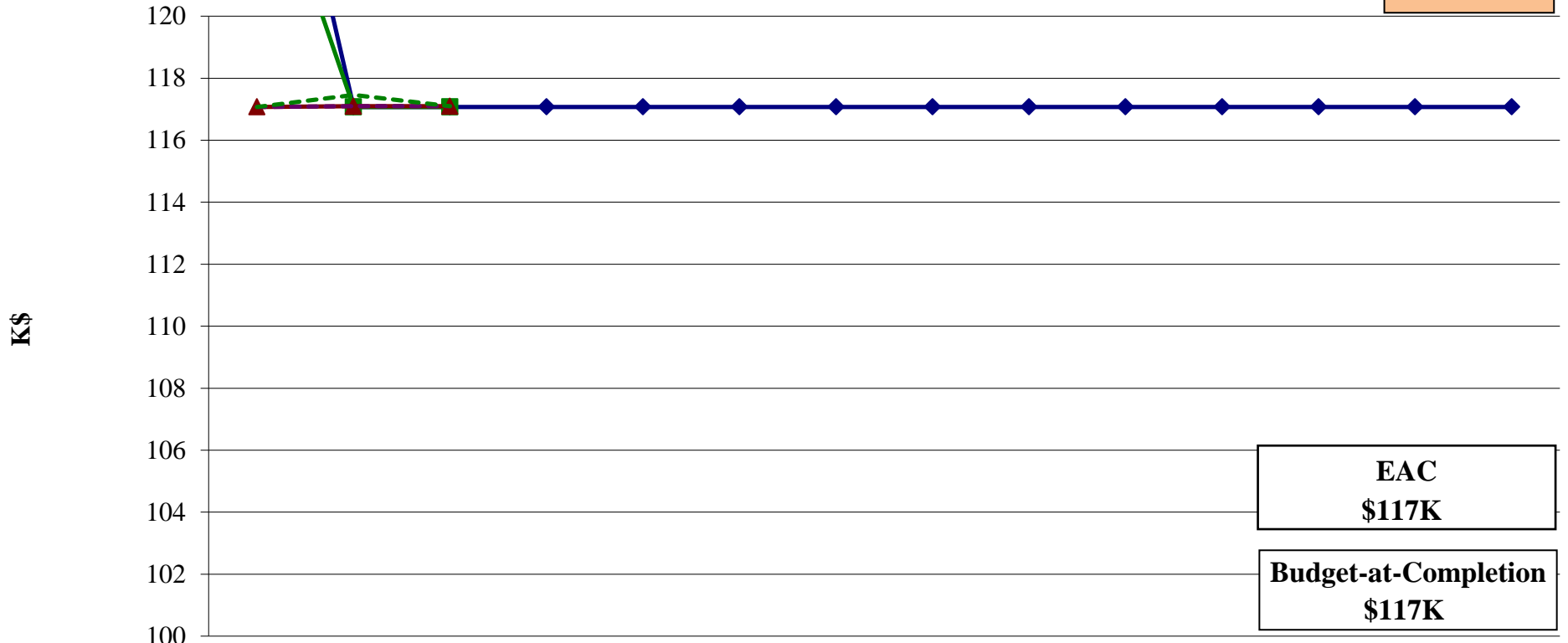
12 GeV 1.4.3.2 Detector Earned Value \$K



	Aug-13	Sep-13	Oct-13	Nov-13	Dec-13	Jan-14	Feb-14	Mar-14	Apr-14	May-14	Jun-14	Jul-14	Aug-14	Sep-14
BCWS	1,132	744	761	780	781	781	781	815	815	815	815	945	945	945
BCWP	965	762	762											
ACWP	738	768	773											
Obligated	887	894	898											
Pending	887	900	898											
CAMEAC	969	945	945											

12 GeV 1.4.3.2.1 Wire Chambers Earned Value \$K

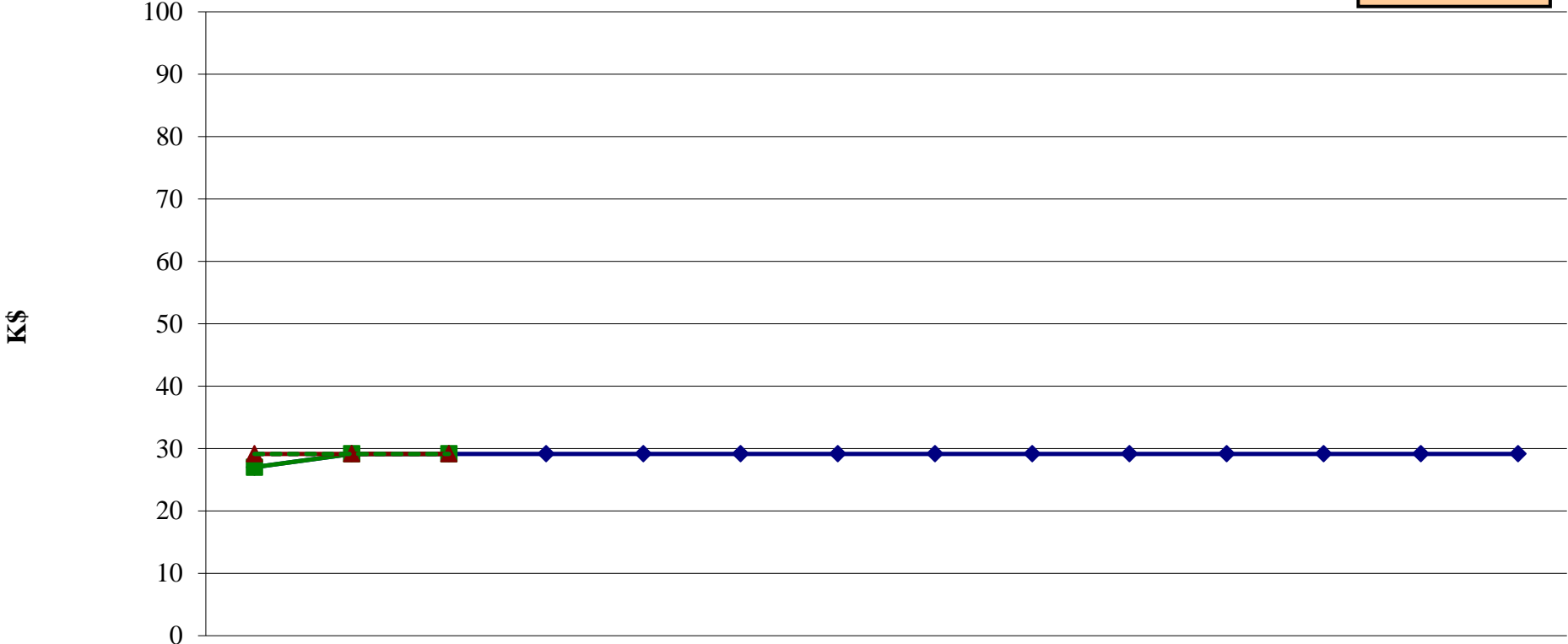
**Account
Closed**



	Aug-13	Sep-13	Oct-13	Nov-13	Dec-13	Jan-14	Feb-14	Mar-14	Apr-14	May-14	Jun-14	Jul-14	Aug-14	Sep-14
BCWS	131	117	117	117	117	117	117	117	117	117	117	117	117	117
BCWP	126	117	117											
ACWP	117	117	117											
Obligated	117	117	117											
Pending	117	117	117											

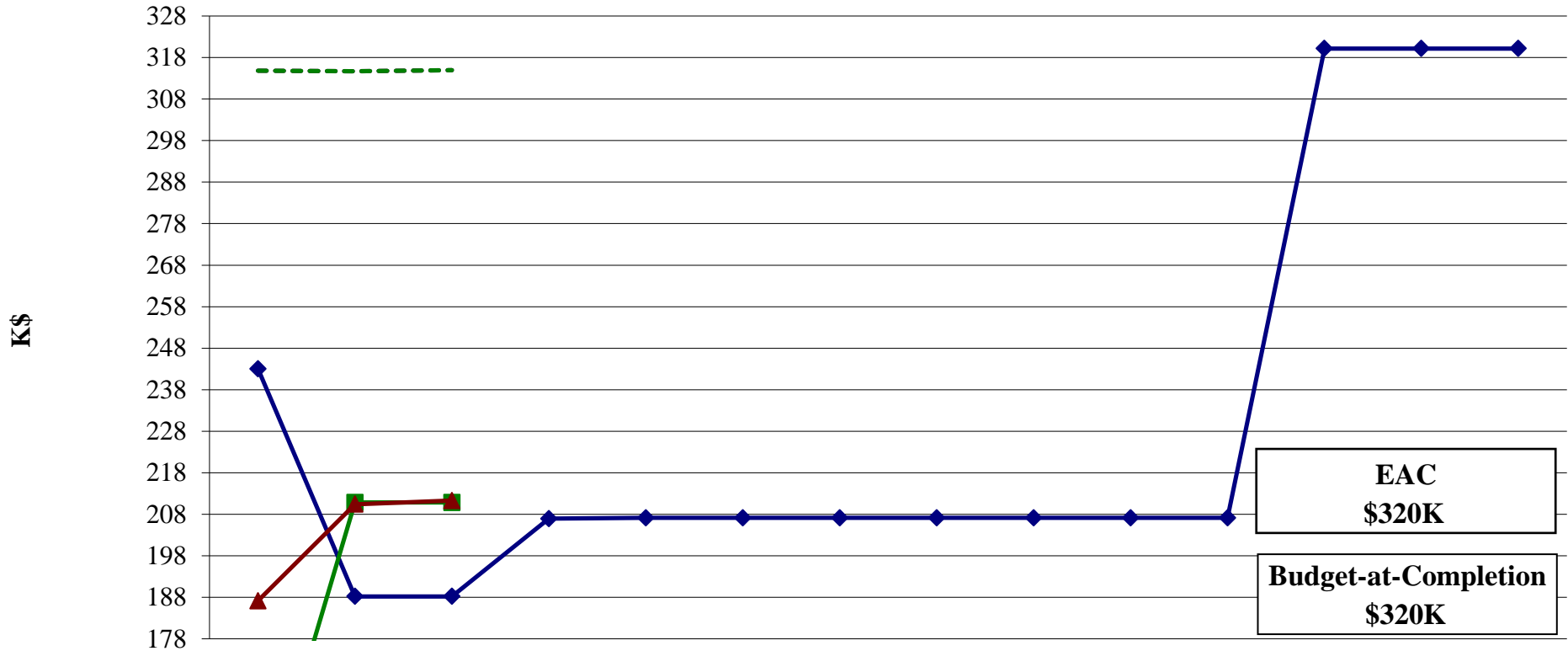
12 GeV 1.4.3.2.2 Hodoscope Earned Value \$K

Account
Closed



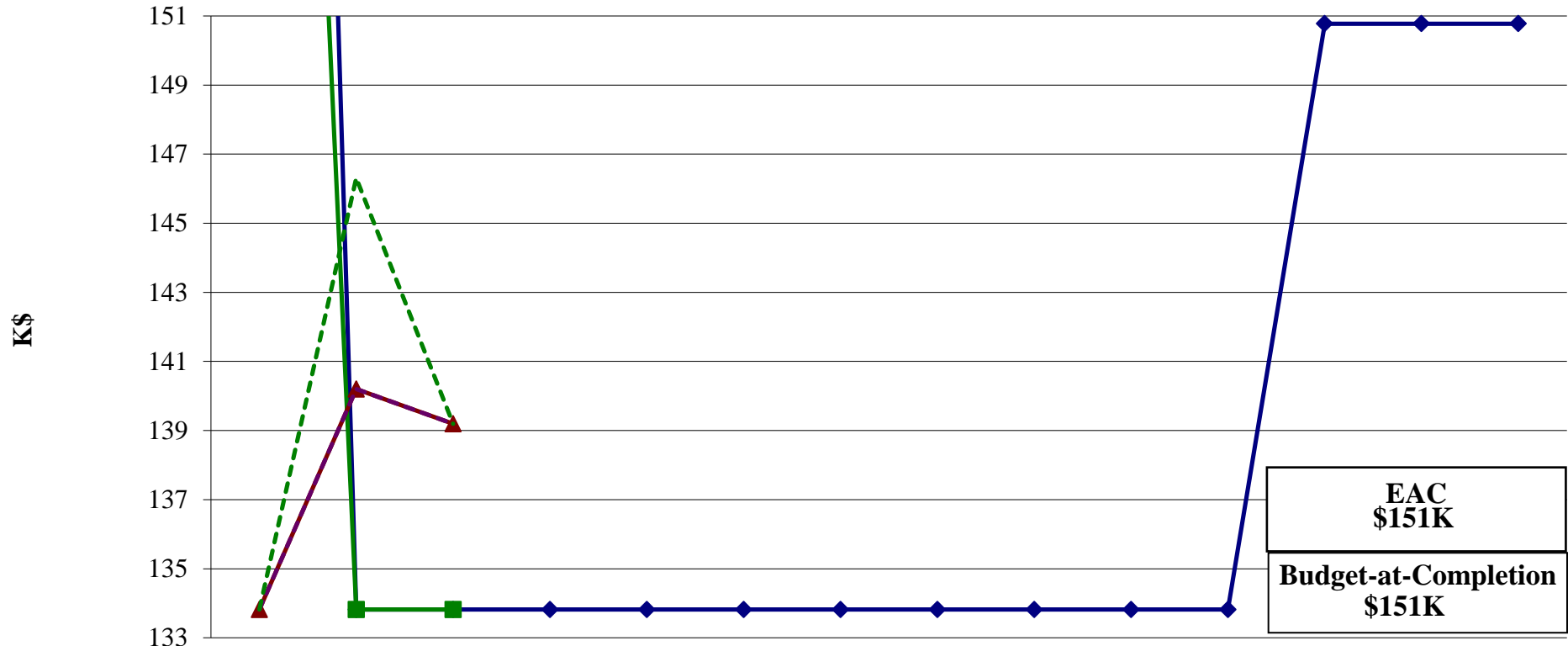
	Aug-13	Sep-13	Oct-13	Nov-13	Dec-13	Jan-14	Feb-14	Mar-14	Apr-14	May-14	Jun-14	Jul-14	Aug-14	Sep-14
BCWS	27	29	29	29	29	29	29	29	29	29	29	29	29	29
BCWP	27	29	29											
ACWP	29	29	29											
Obligated	29	29	29											
Pending	29	29	29											

12 GeV 1.4.3.2.3 Noble Gas Cerenkov Earned Value \$K



	Aug-13	Sep-13	Oct-13	Nov-13	Dec-13	Jan-14	Feb-14	Mar-14	Apr-14	May-14	Jun-14	Jul-14	Aug-14	Sep-14
BCWS	243	188	188	207	207	207	207	207	207	207	207	320	320	320
BCWP	132	211	211											
ACWP	187	210	211											
Obligated	315	315	315											
Pending	315	315	315											

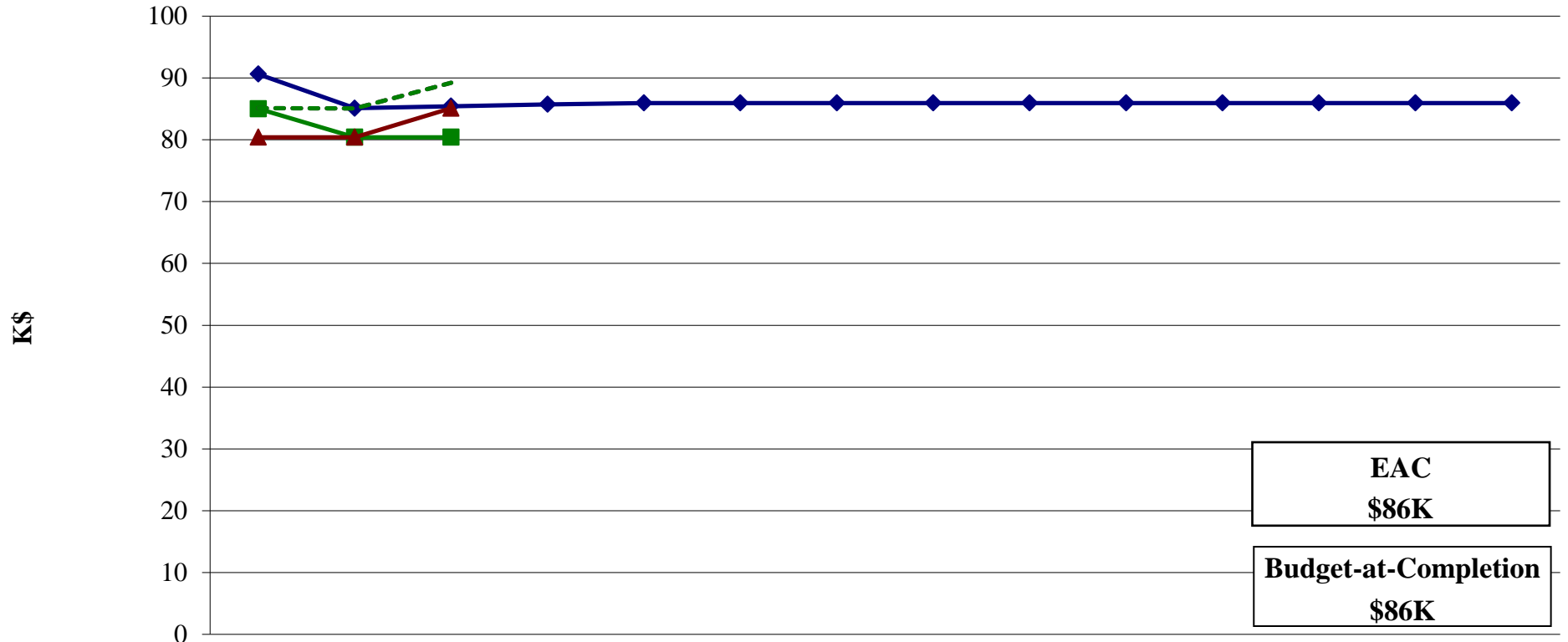
12 GeV 1.4.3.2.4 Heavy Gas Cerenkov Earned Value \$K



EAC \$151K
Budget-at-Completion \$151K

	Aug-13	Sep-13	Oct-13	Nov-13	Dec-13	Jan-14	Feb-14	Mar-14	Apr-14	May-14	Jun-14	Jul-14	Aug-14	Sep-14
BCWS	225	134	134	134	134	134	134	134	134	134	134	151	151	151
BCWP	194	134	134											
ACWP	134	140	139											
Obligated	134	140	139											
Pending	134	146	139											

12 GeV 1.4.3.2.5 Shower Counter Earned Value \$K

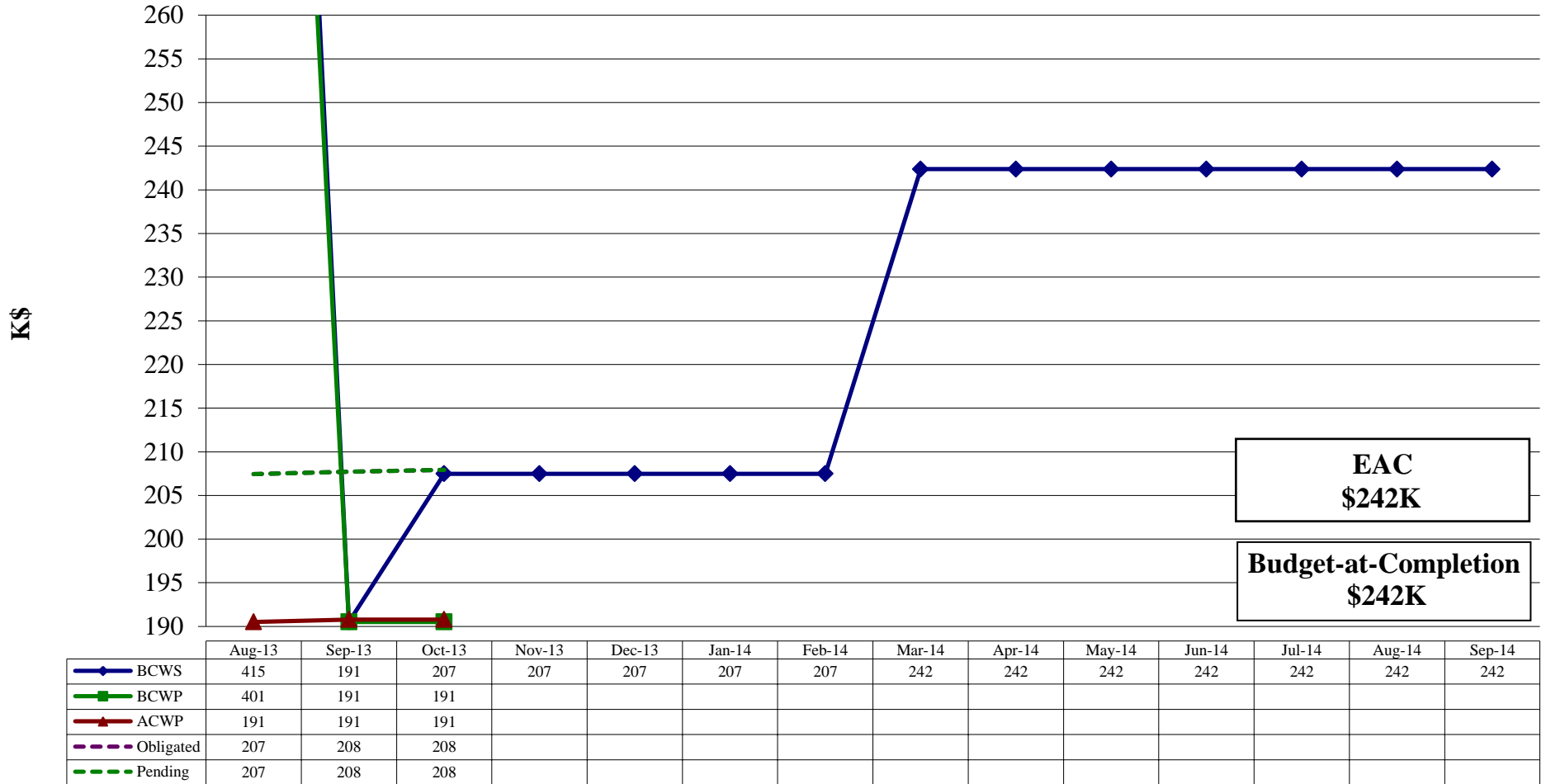


EAC
\$86K

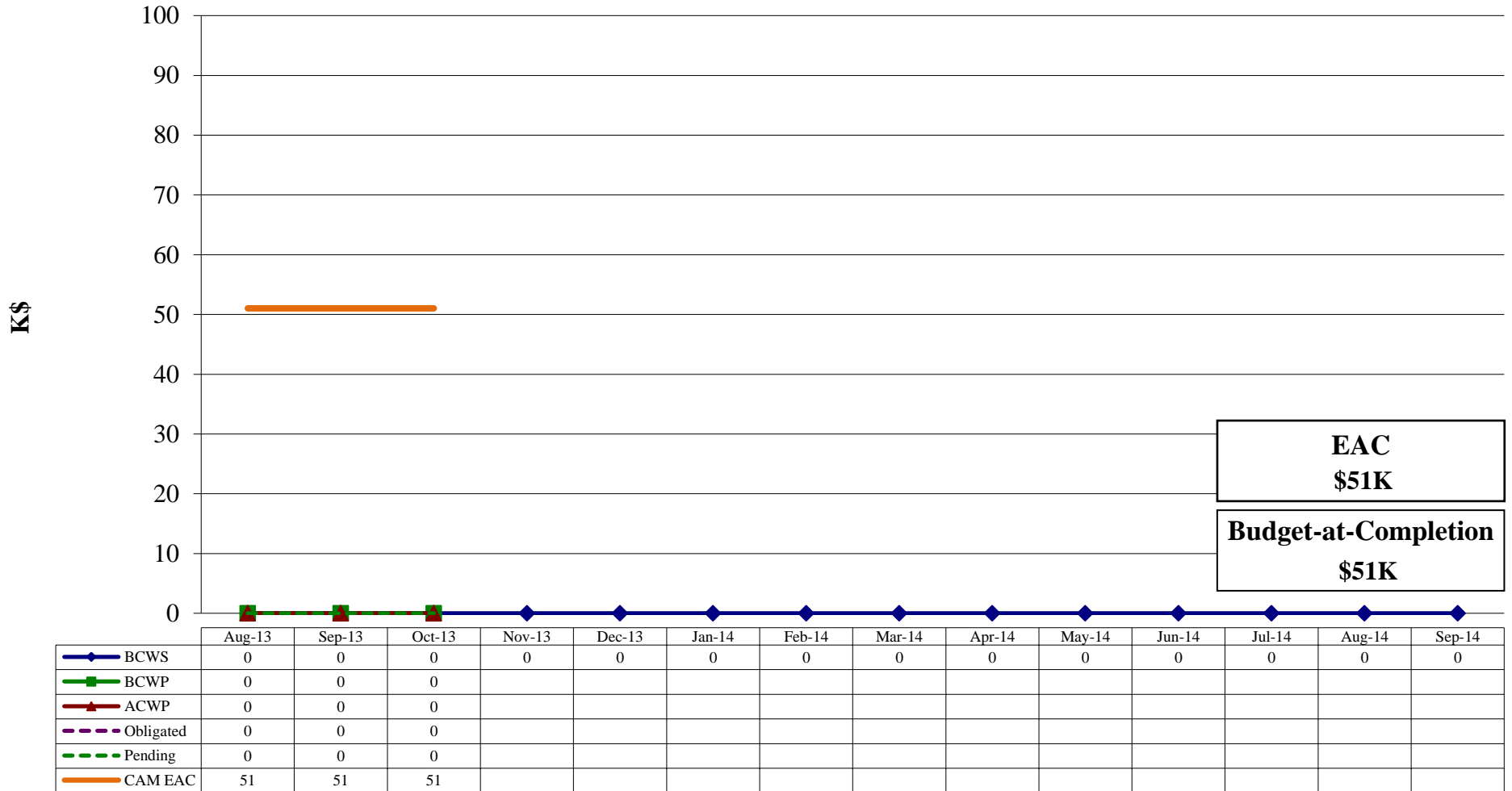
Budget-at-Completion
\$86K

	Aug-13	Sep-13	Oct-13	Nov-13	Dec-13	Jan-14	Feb-14	Mar-14	Apr-14	May-14	Jun-14	Jul-14	Aug-14	Sep-14
BCWS	91	85	85	86	86	86	86	86	86	86	86	86	86	86
BCWP	85	80	80											
ACWP	80	80	85											
Obligated	85	85	89											
Pending	85	85	89											

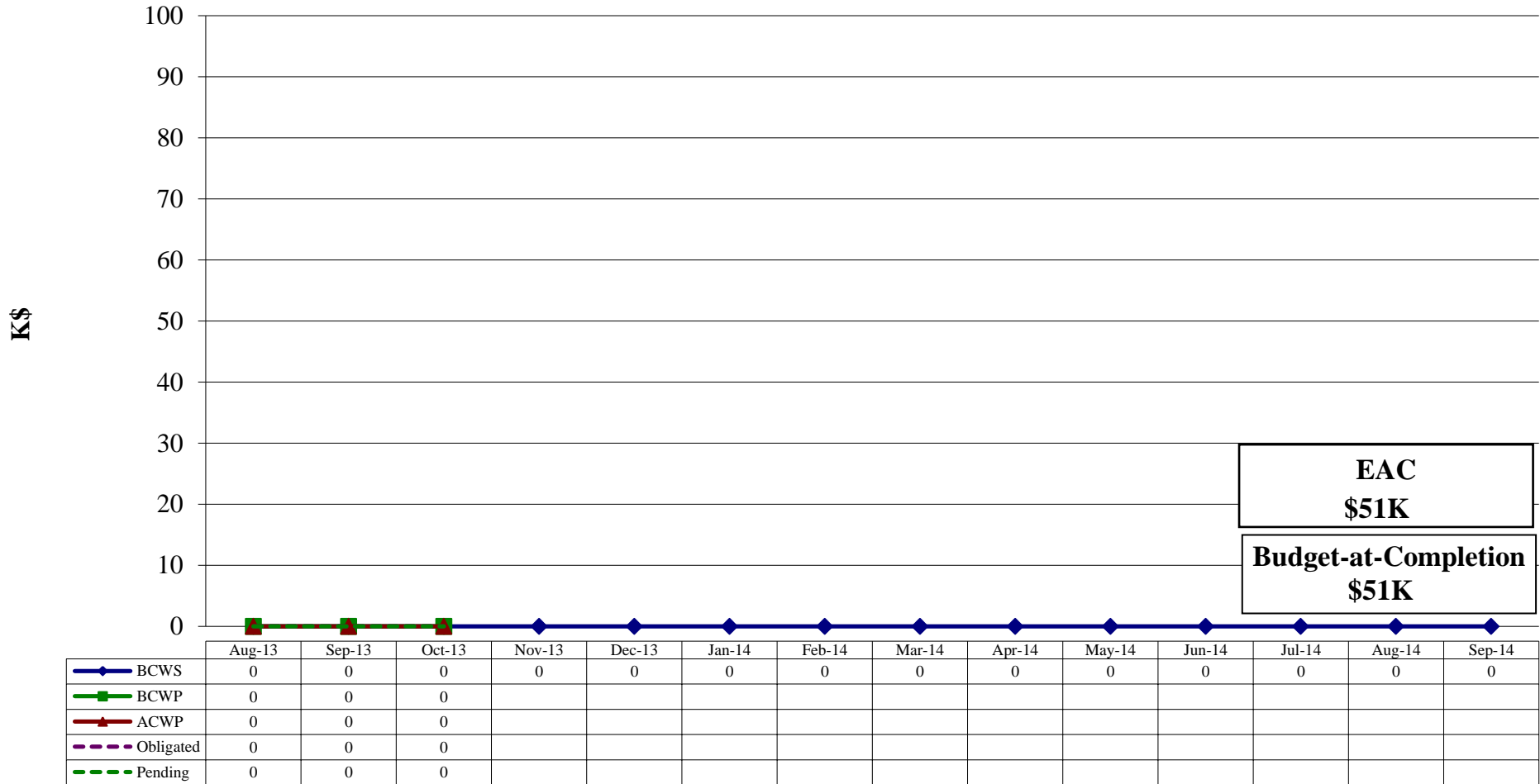
12 GeV 1.4.3.2.8 Frame Earned Value \$K



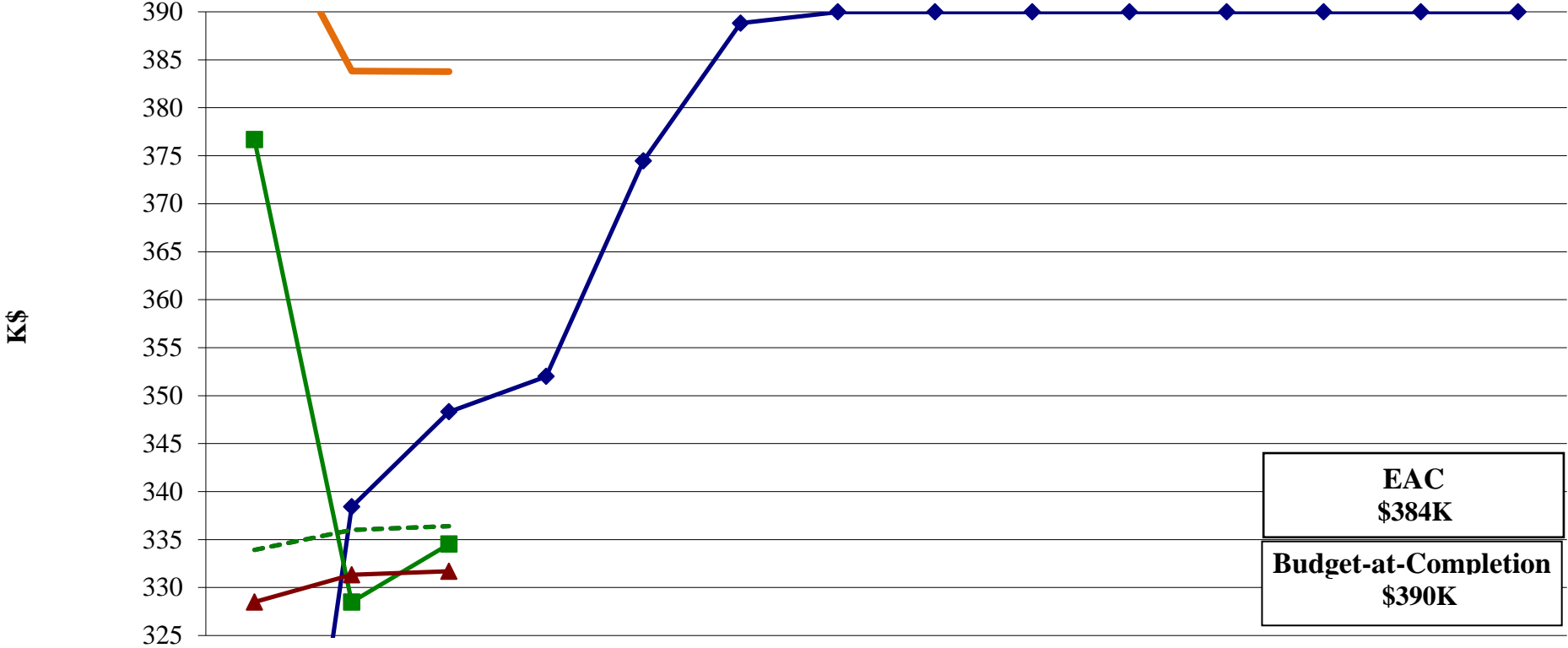
12 GeV 1.4.3.3 Computing Earned Value \$K



12 GeV 1.4.3.3.1 Computing DAQ Earned Value \$K



12 GeV 1.4.3.4 Electronics Earned Value \$K

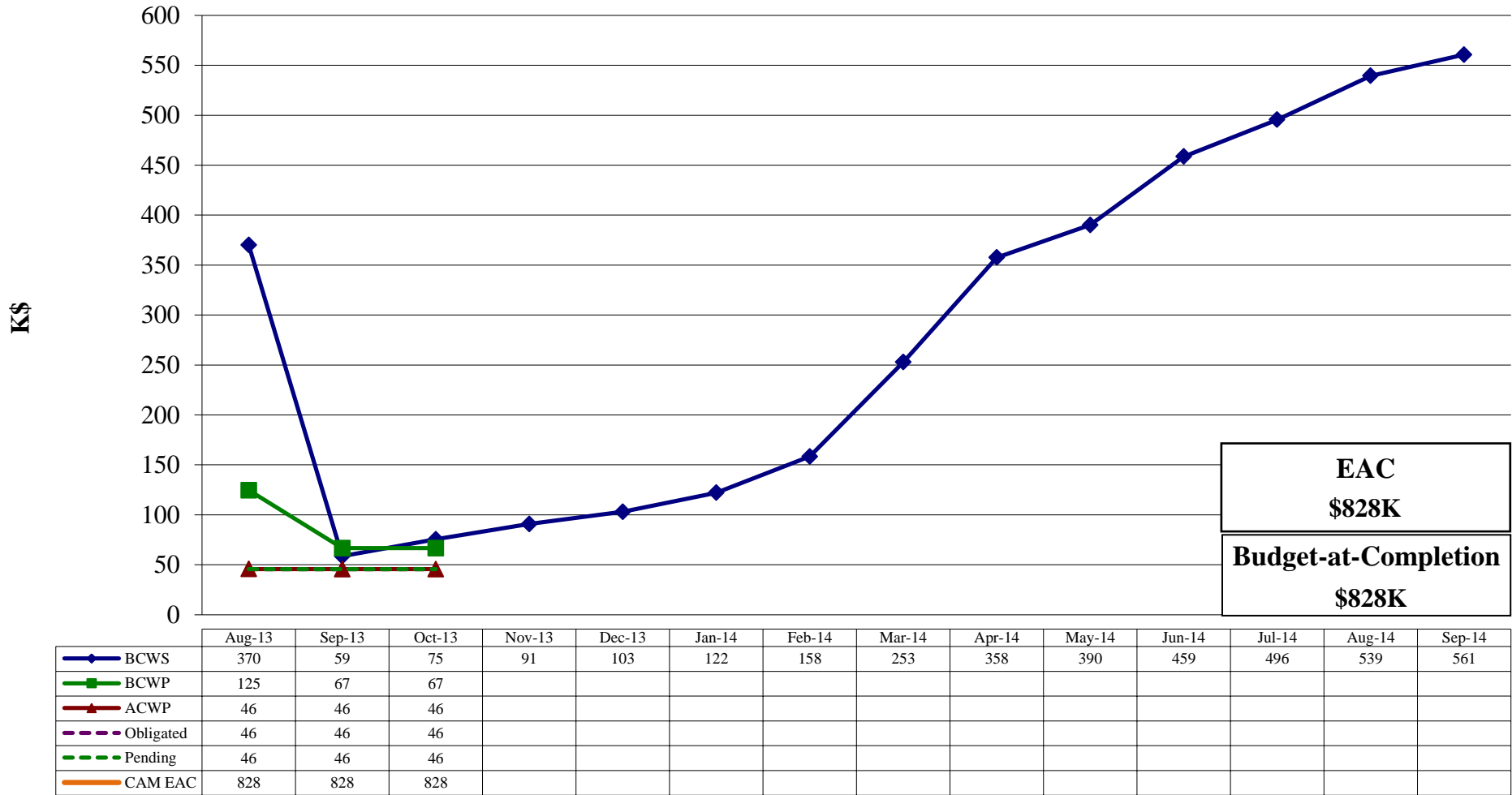


EAC \$384K
Budget-at-Completion \$390K

	Aug-13	Sep-13	Oct-13	Nov-13	Dec-13	Jan-14	Feb-14	Mar-14	Apr-14	May-14	Jun-14	Jul-14	Aug-14	Sep-14
BCWS	268	338	348	352	374	389	390	390	390	390	390	390	390	390
BCWP	377	328	335											
ACWP	328	331	332											
Obligated	334	336	336											
Pending	334	336	336											
CAM EAC	403	384	384											

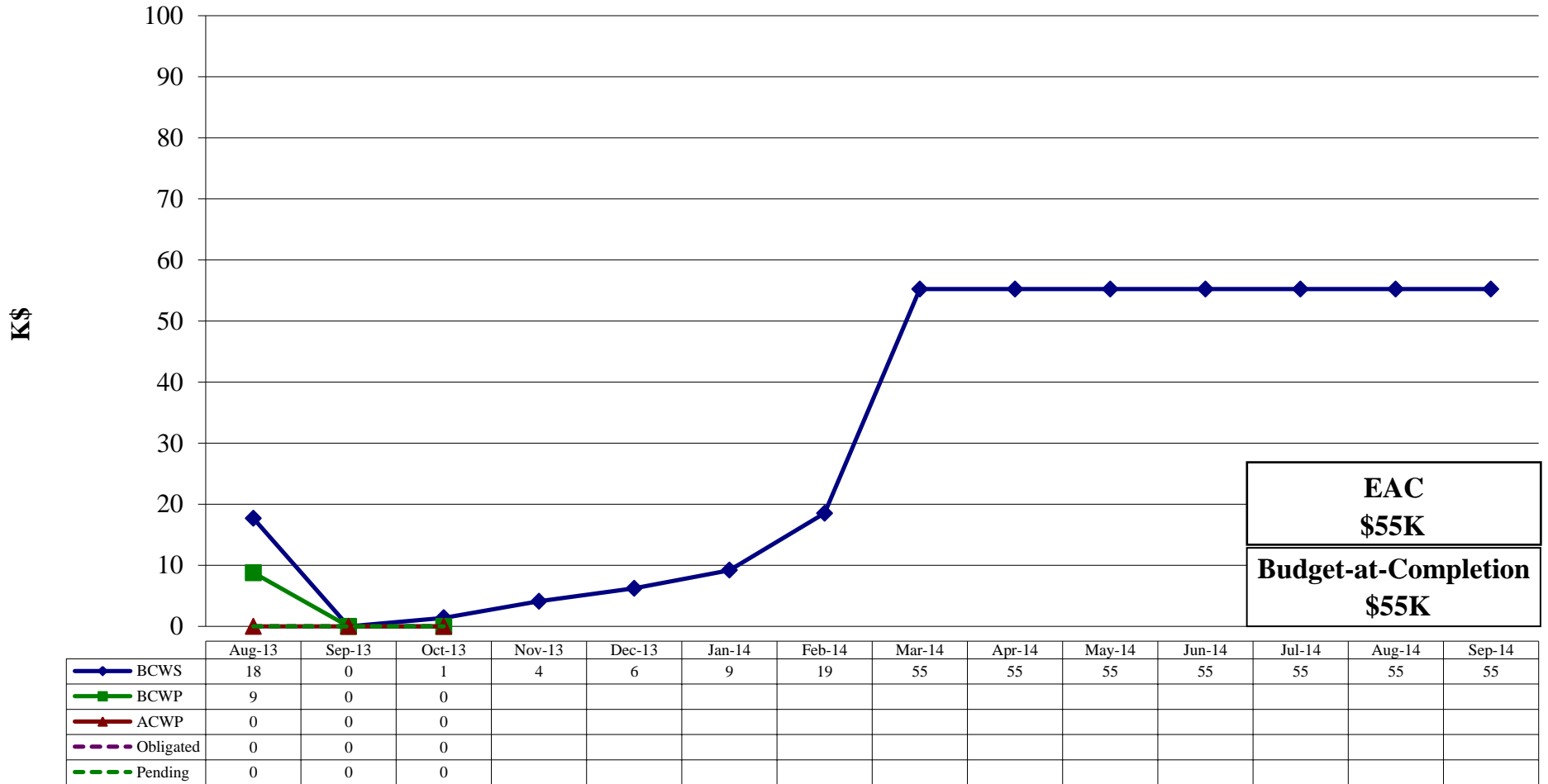
12 GeV 1.4.3.5 Beamline

Earned Value \$K



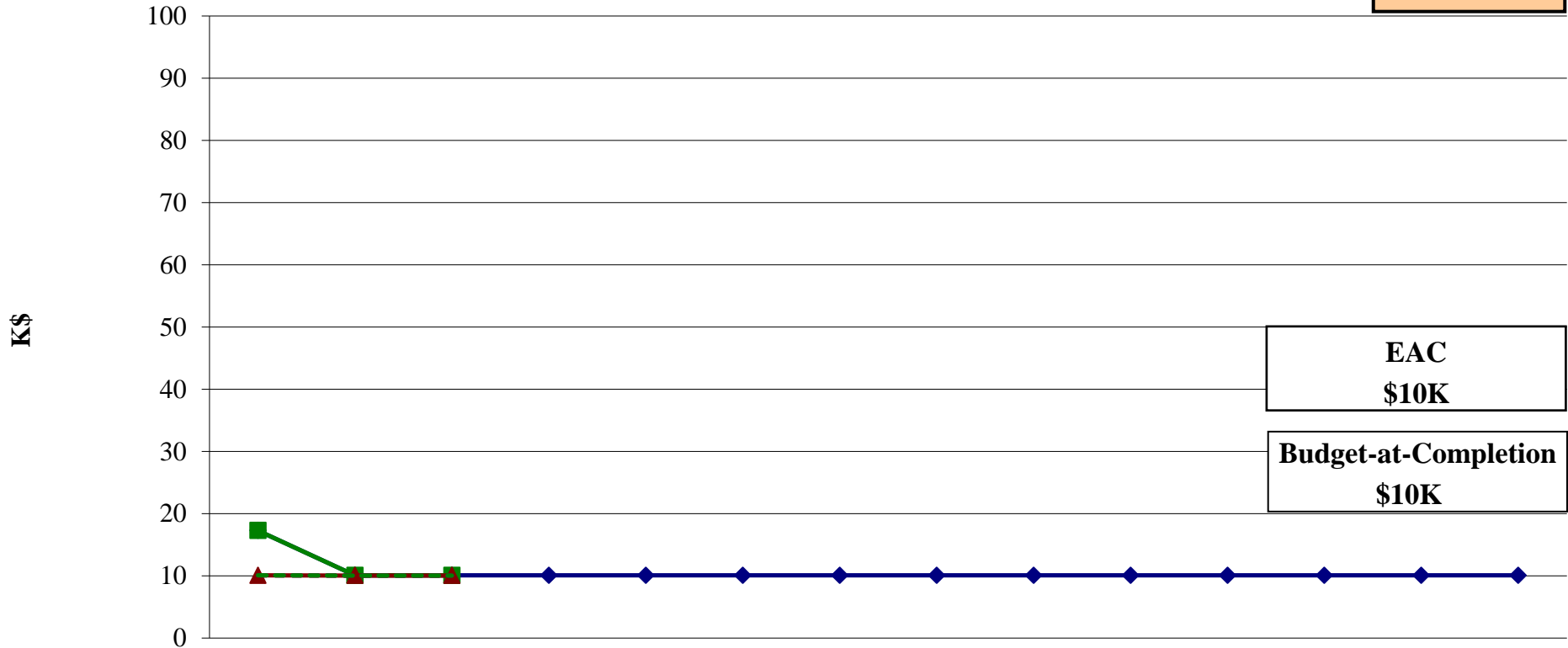
12 GeV 1.4.3.5.1 Moeller Polarimeter

Earned Value \$K



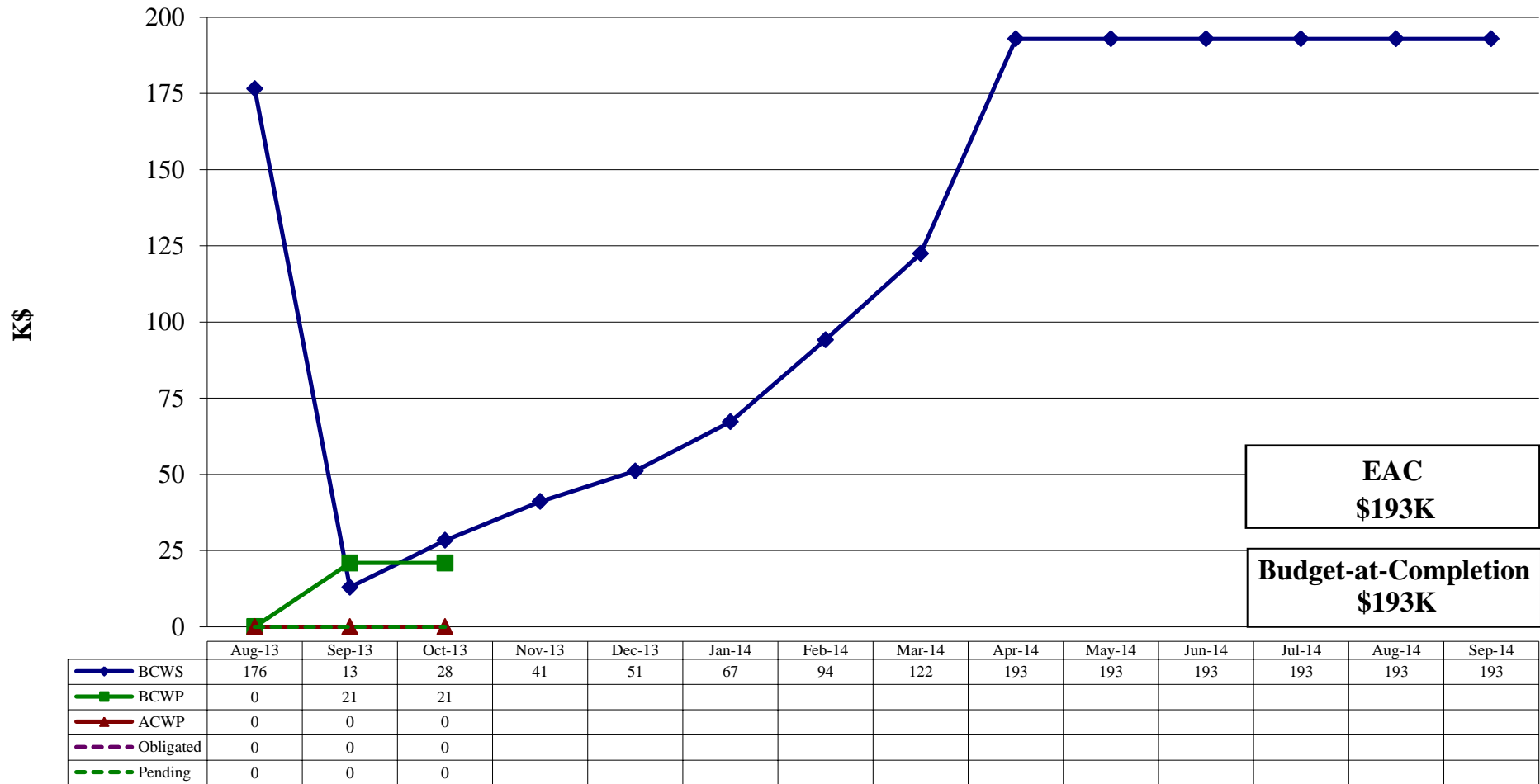
12 GeV 1.4.3.5.2 Compton Polarimeter Earned Value \$K

**Account
Closed**

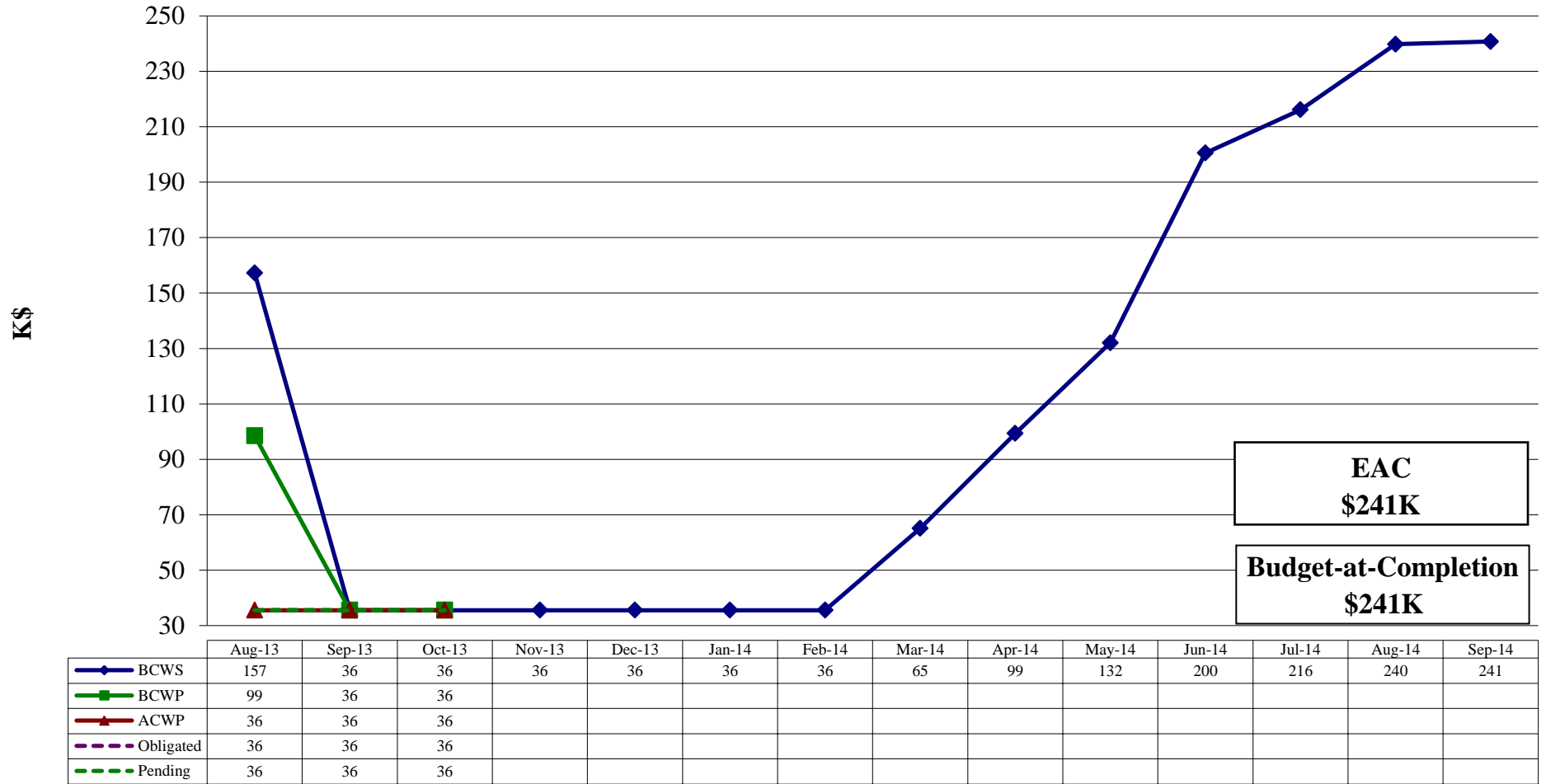


	Aug-13	Sep-13	Oct-13	Nov-13	Dec-13	Jan-14	Feb-14	Mar-14	Apr-14	May-14	Jun-14	Jul-14	Aug-14	Sep-14
BCWS	17	10	10	10	10	10	10	10	10	10	10	10	10	10
BCWP	17	10	10											
ACWP	10	10	10											
Obligated	10	10	10											
Pending	10	10	10											

12 GeV 1.4.3.5.3 Mapping and Field Measurement Earned Value \$K

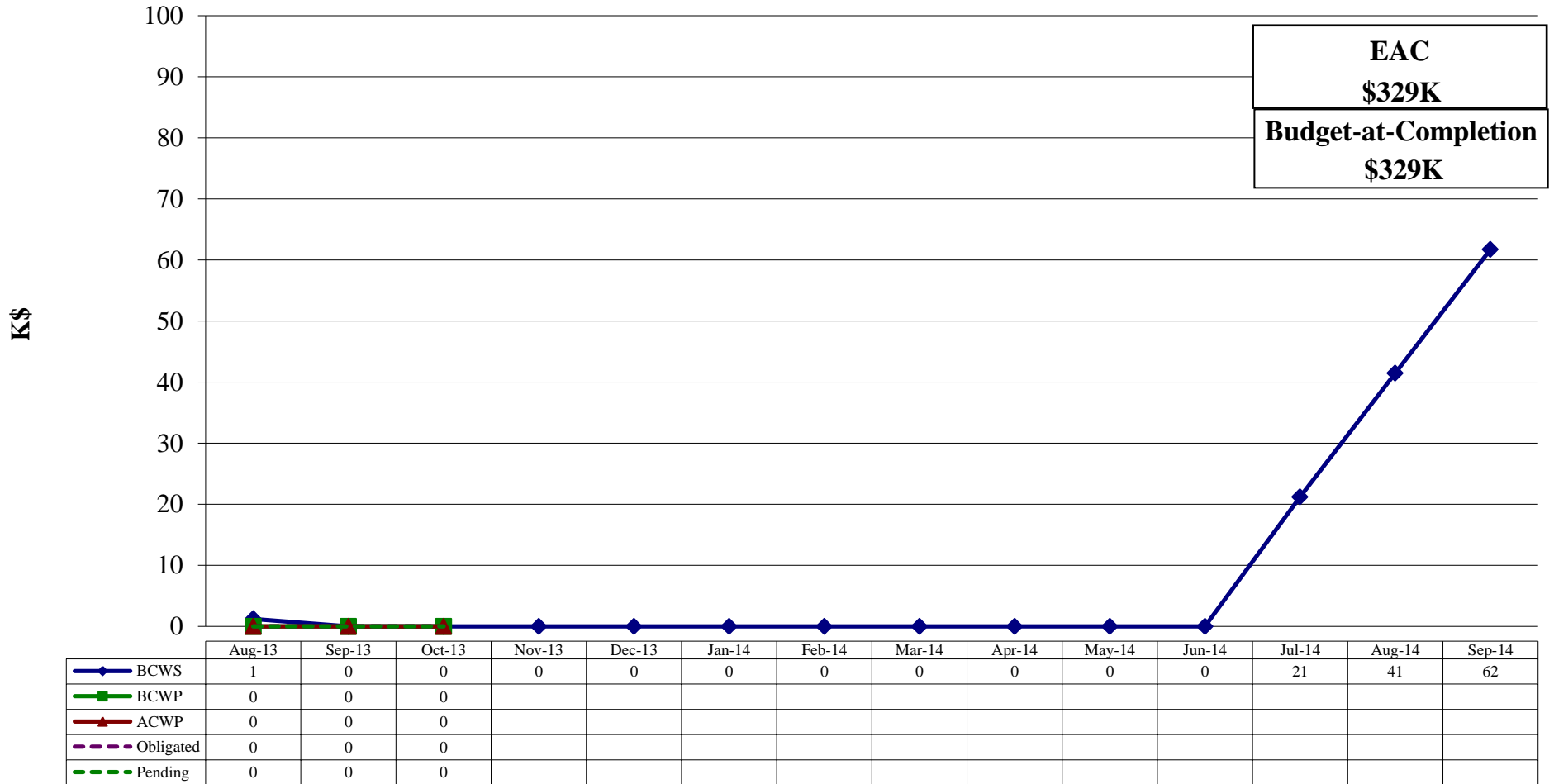


12 GeV 1.4.3.5.4 Scattering Chamber Earned Value \$K

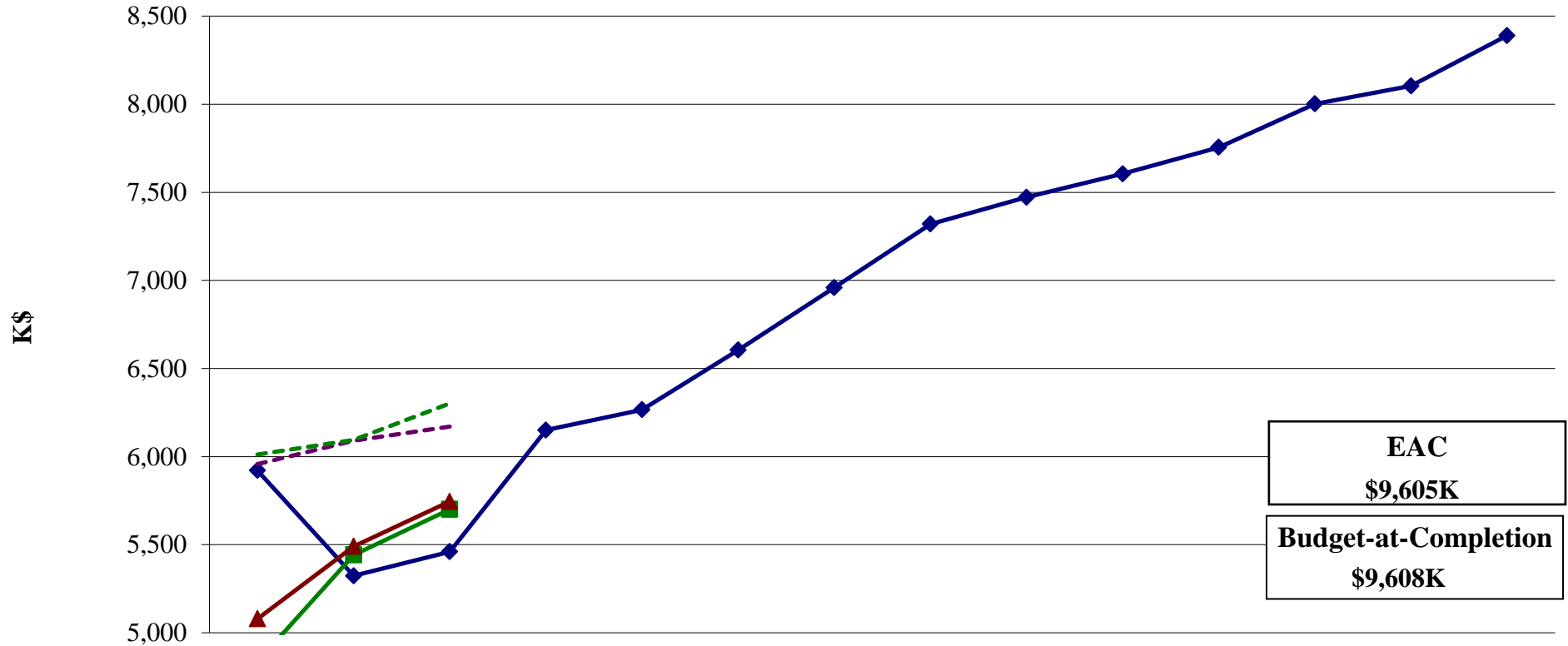


12 GeV 1.4.3.5.5 Beam Pipe and Stands

Earned Value \$K



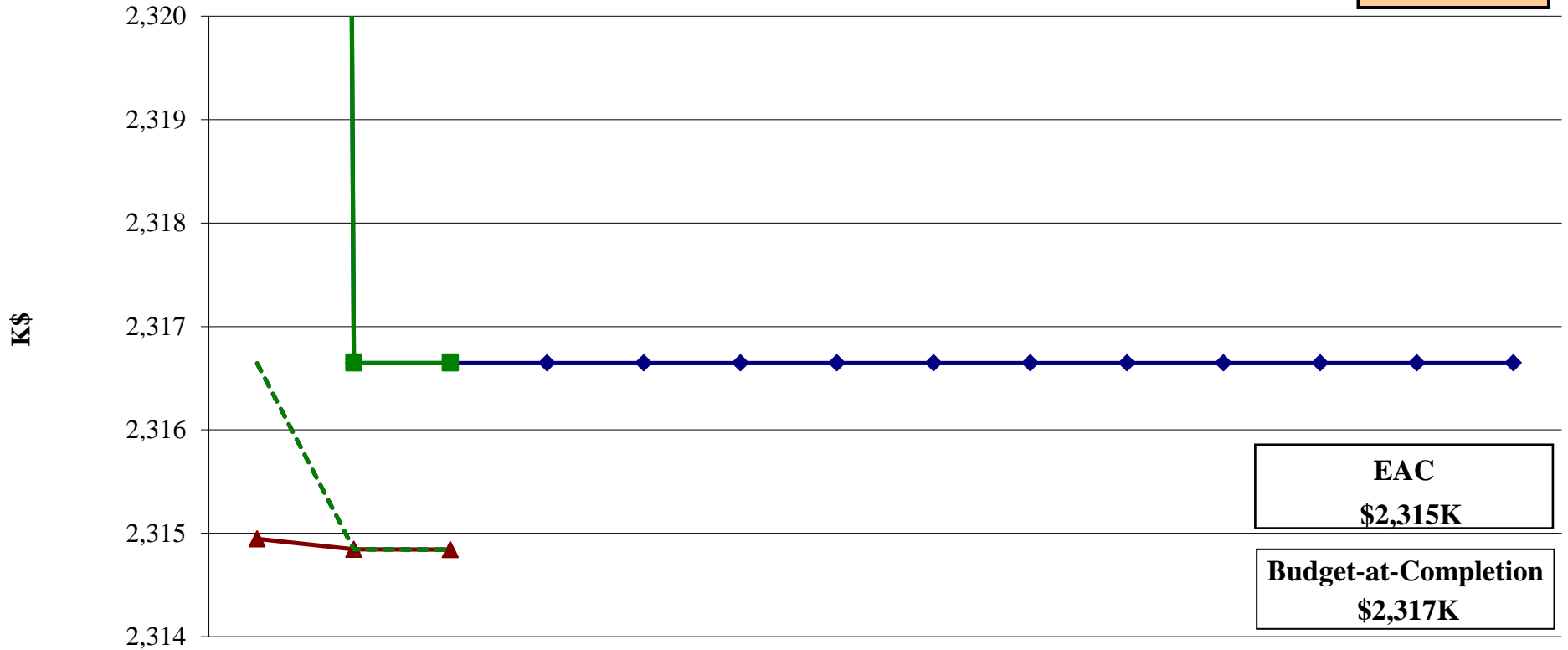
12 GeV 1.4.3.6 Infrastructure Earned Value \$K



	Aug-13	Sep-13	Oct-13	Nov-13	Dec-13	Jan-14	Feb-14	Mar-14	Apr-14	May-14	Jun-14	Jul-14	Aug-14	Sep-14
BCWS	5,921	5,323	5,459	6,150	6,266	6,605	6,959	7,320	7,472	7,605	7,756	8,002	8,104	8,390
BCWP	4,835	5,442	5,700											
ACWP	5,079	5,490	5,745											
Obligated	5,956	6,089	6,171											
Pending	6,011	6,094	6,301											
CAMEAC	9,620	9,607	9,605											

12 GeV 1.4.3.6.2 Support Structure Earned Value \$K

**Account
Closed**

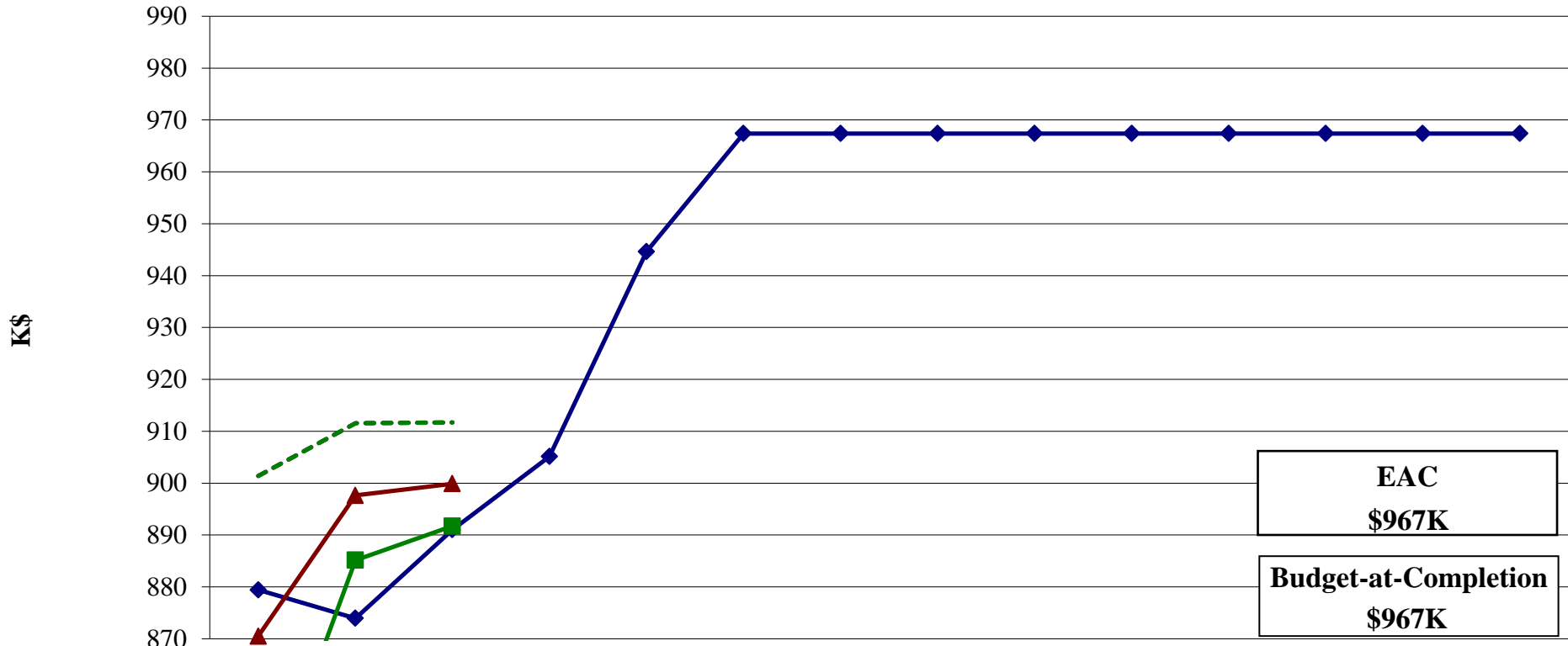


**EAC
\$2,315K**

**Budget-at-Completion
\$2,317K**

	Aug-13	Sep-13	Oct-13	Nov-13	Dec-13	Jan-14	Feb-14	Mar-14	Apr-14	May-14	Jun-14	Jul-14	Aug-14	Sep-14
BCWS	2,481	2,317	2,317	2,317	2,317	2,317	2,317	2,317	2,317	2,317	2,317	2,317	2,317	2,317
BCWP	2,481	2,317	2,317											
ACWP	2,315	2,315	2,315											
Obligated	2,317	2,315	2,315											
Pending	2,317	2,315	2,315											

12 GeV 1.4.3.6.3 Shield House Earned Value \$K

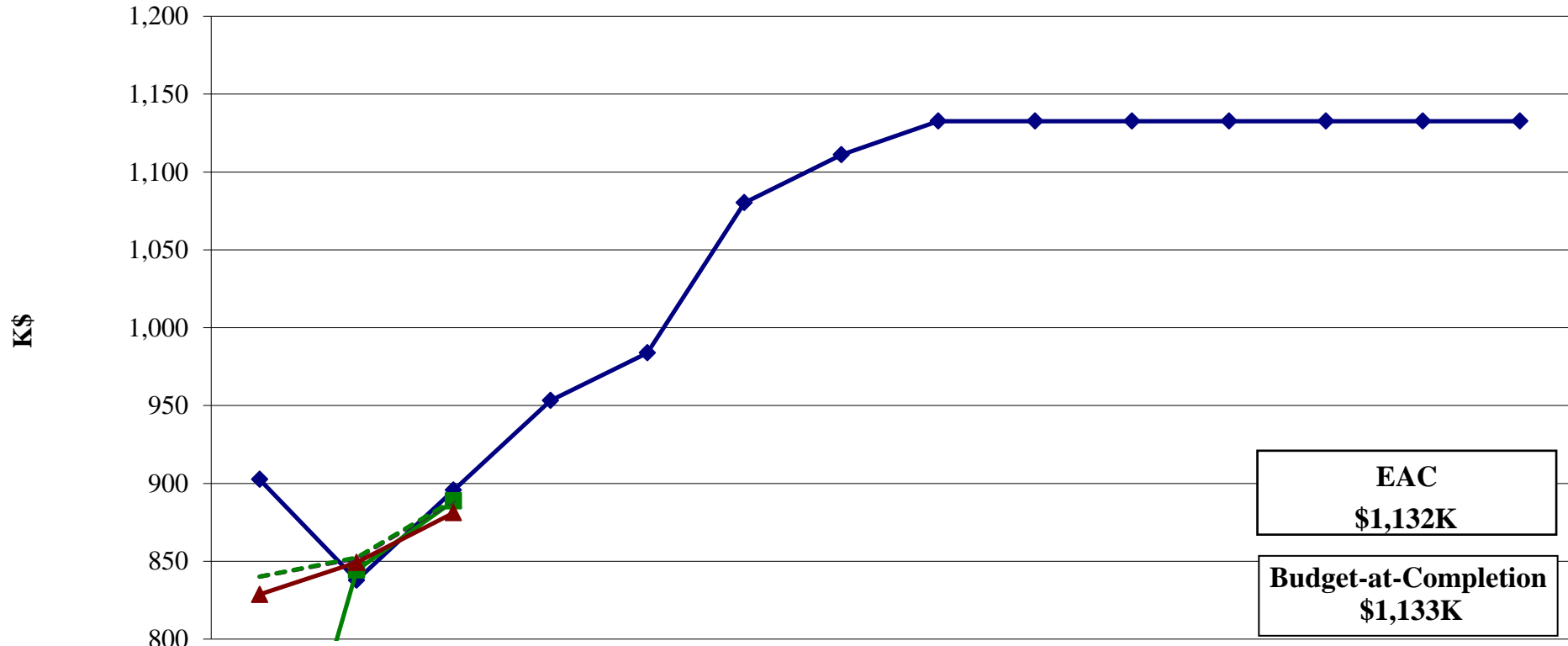


	Aug-13	Sep-13	Oct-13	Nov-13	Dec-13	Jan-14	Feb-14	Mar-14	Apr-14	May-14	Jun-14	Jul-14	Aug-14	Sep-14
BCWS	879	874	891	905	945	967	967	967	967	967	967	967	967	967
BCWP	834	885	892											
ACWP	871	898	900											
Obligated	901	912	912											
Pending	901	912	912											

EAC
\$967K

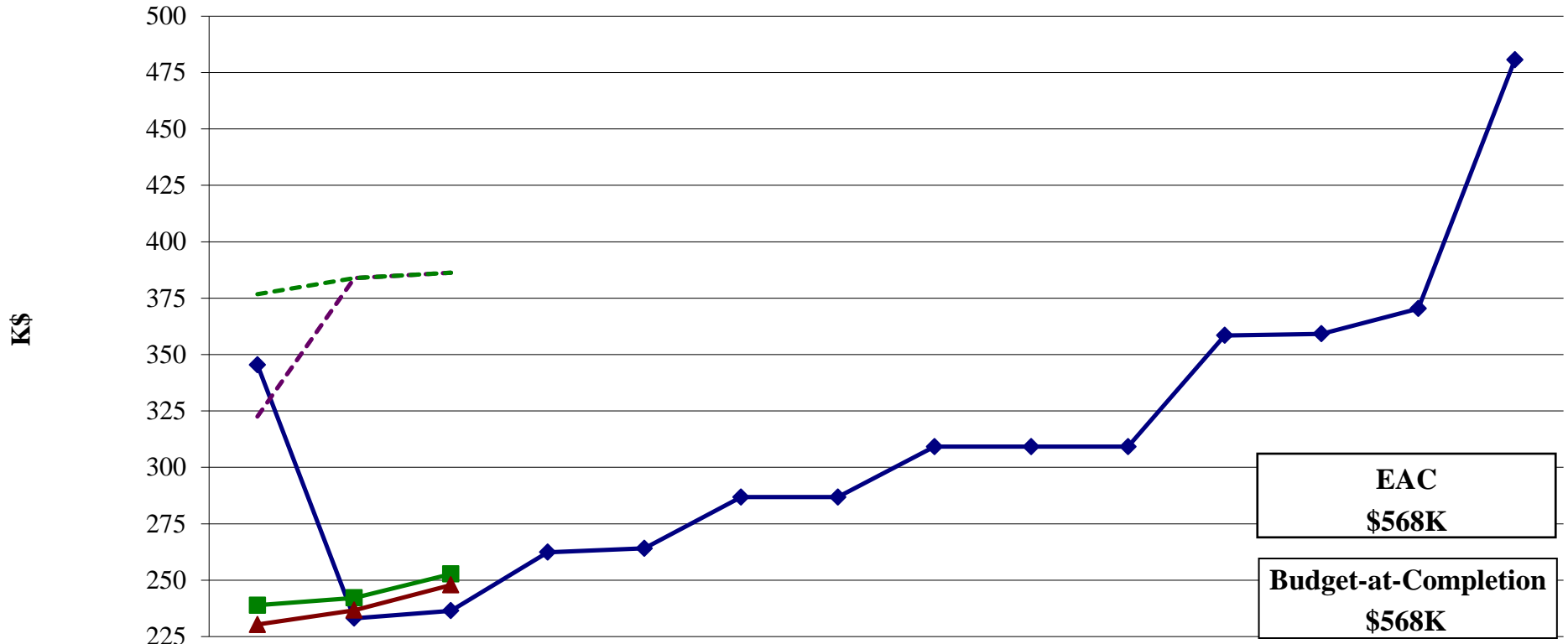
Budget-at-Completion
\$967K

12 GeV 1.4.3.6.4 Cryogenic System Earned Value \$K



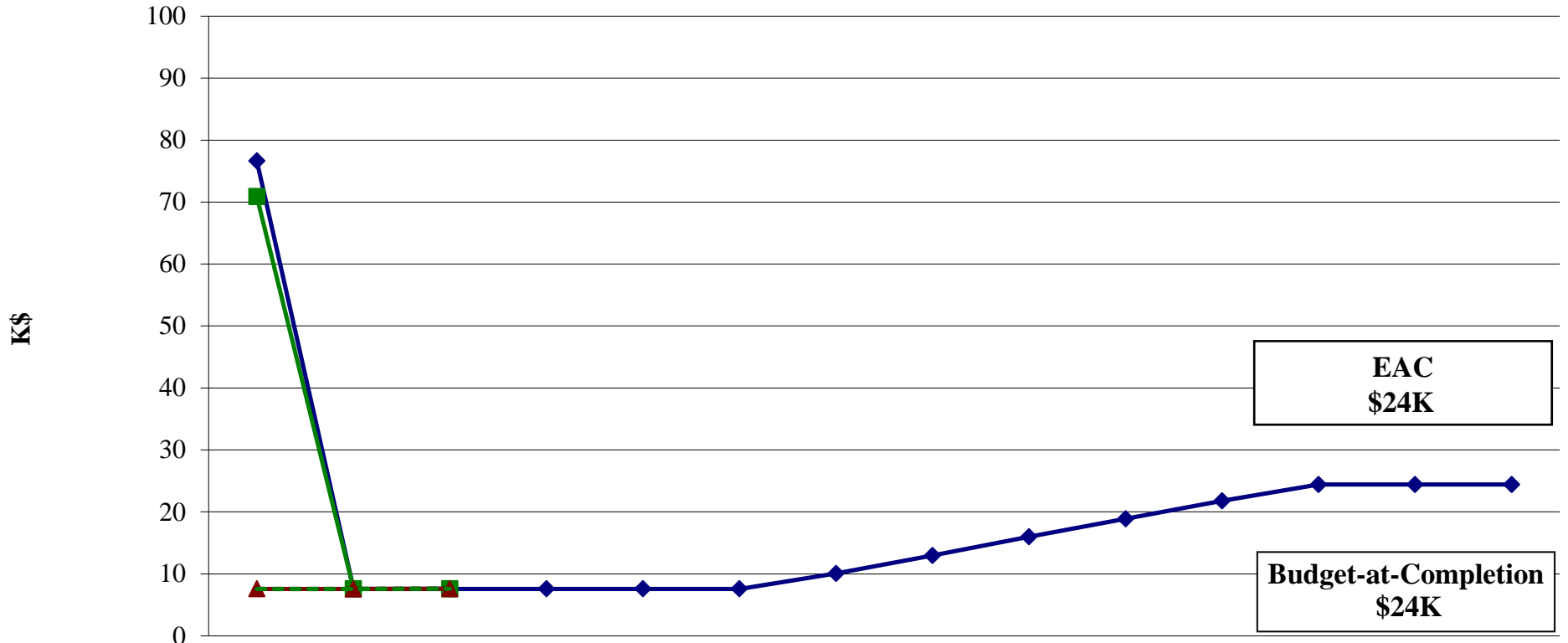
	Aug-13	Sep-13	Oct-13	Nov-13	Dec-13	Jan-14	Feb-14	Mar-14	Apr-14	May-14	Jun-14	Jul-14	Aug-14	Sep-14
BCWS	903	838	896	953	984	1,080	1,111	1,133	1,133	1,133	1,133	1,133	1,133	1,133
BCWP	629	844	889											
ACWP	829	849	881											
Obligated	840	852	889											
Pending	840	852	889											

12 GeV 1.4.3.6.5 Vacuum System Earned Value \$K



	Aug-13	Sep-13	Oct-13	Nov-13	Dec-13	Jan-14	Feb-14	Mar-14	Apr-14	May-14	Jun-14	Jul-14	Aug-14	Sep-14
BCWS	345	233	236	262	264	287	287	309	309	309	358	359	370	481
BCWP	239	242	253											
ACWP	230	237	248											
Obligated	322	384	386											
Pending	377	384	386											

12 GeV 1.4.3.6.6 Cabling Earned Value \$K

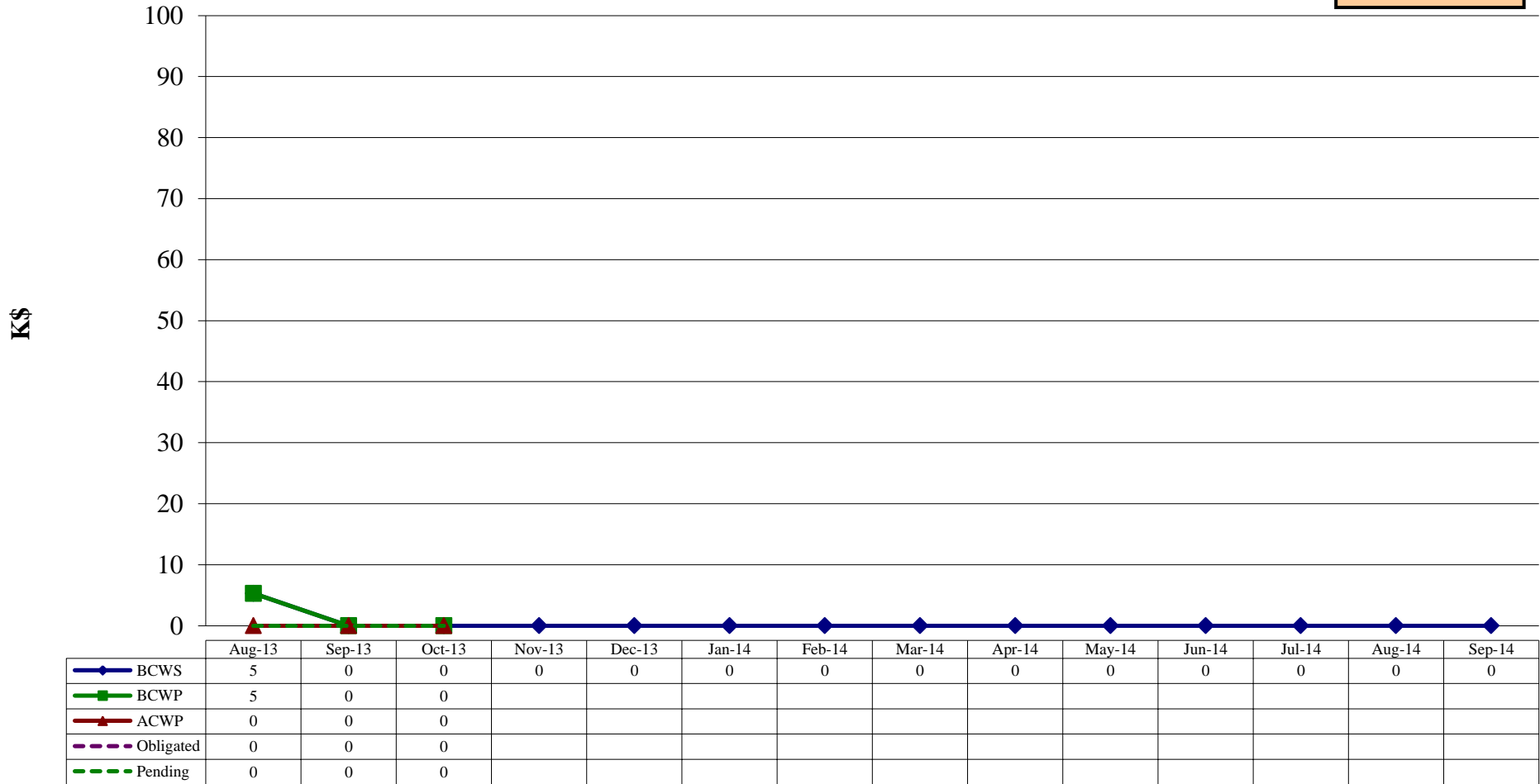


	Aug-13	Sep-13	Oct-13	Nov-13	Dec-13	Jan-14	Feb-14	Mar-14	Apr-14	May-14	Jun-14	Jul-14	Aug-14	Sep-14
BCWS	77	8	8	8	8	8	10	13	16	19	22	24	24	24
BCWP	71	8	8											
ACWP	8	8	8											
Obligated	8	8	8											
Pending	8	8	8											

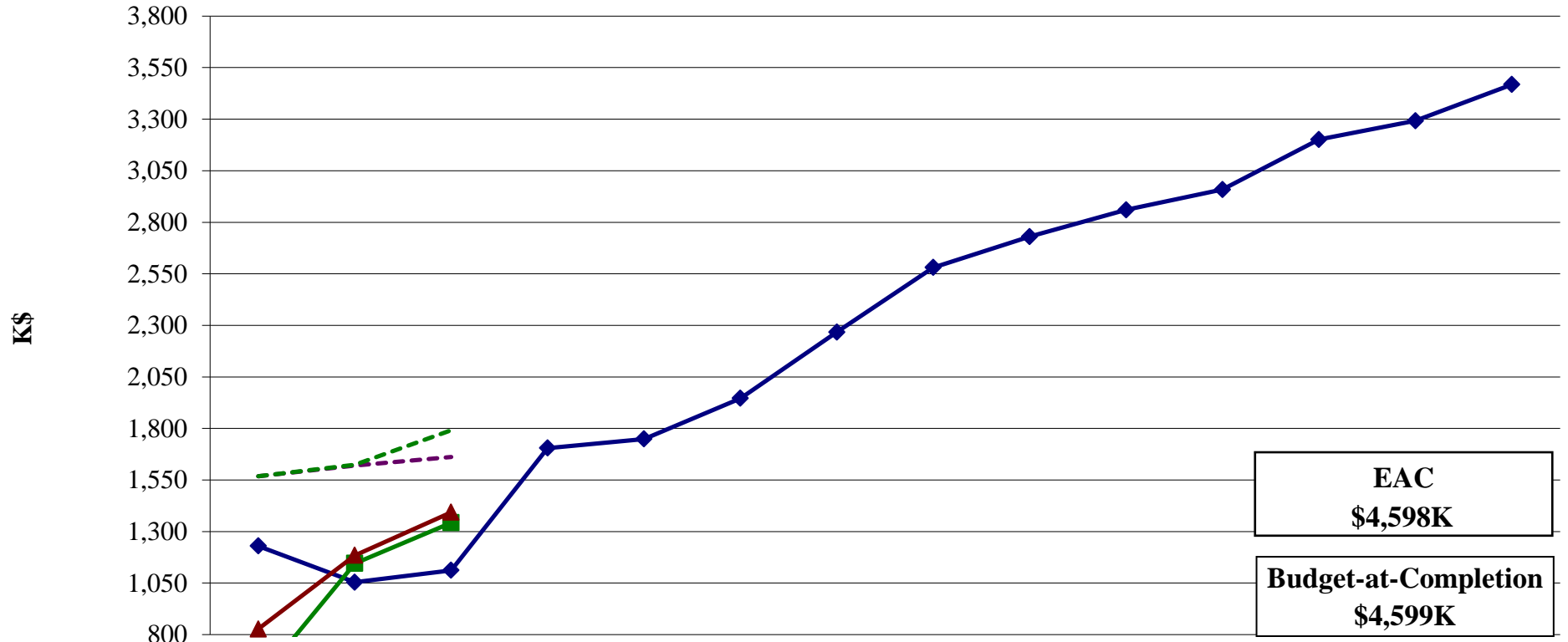
12 GeV 1.4.3.6.7 SOS Pivot Modifications

Earned Value \$K

Account
Closed



12 GeV 1.4.3.6.8 Installation Earned Value \$K



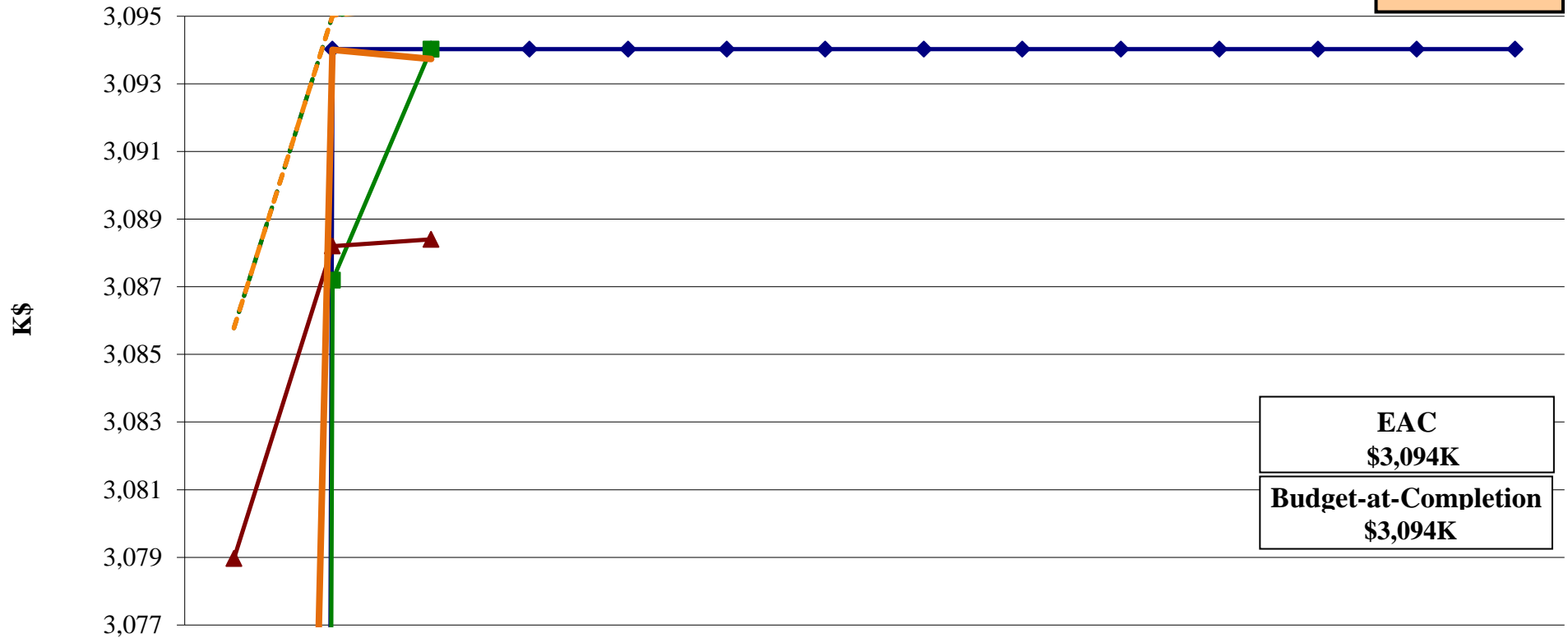
EAC
\$4,598K

Budget-at-Completion
\$4,599K

	Aug-13	Sep-13	Oct-13	Nov-13	Dec-13	Jan-14	Feb-14	Mar-14	Apr-14	May-14	Jun-14	Jul-14	Aug-14	Sep-14
BCWS	1,230	1,054	1,112	1,705	1,749	1,946	2,267	2,581	2,730	2,860	2,959	3,202	3,292	3,468
BCWP	576	1,146	1,343											
ACWP	827	1,184	1,393											
Obligated	1,568	1,620	1,661											
Pending	1,568	1,624	1,791											

12 GeV 1.5.1 Solenoid Earned Value \$K

**Account
Closed**

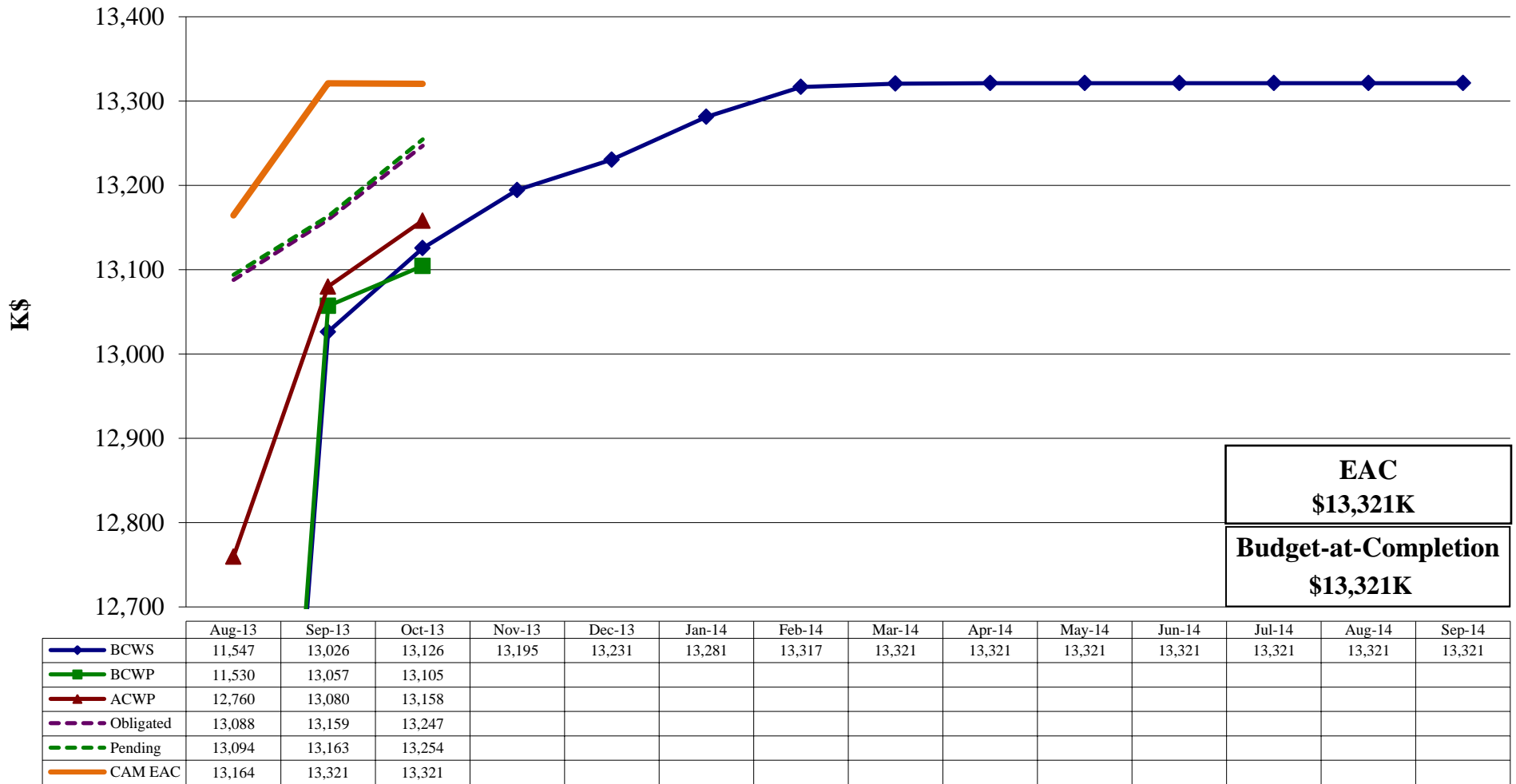


**EAC
\$3,094K**

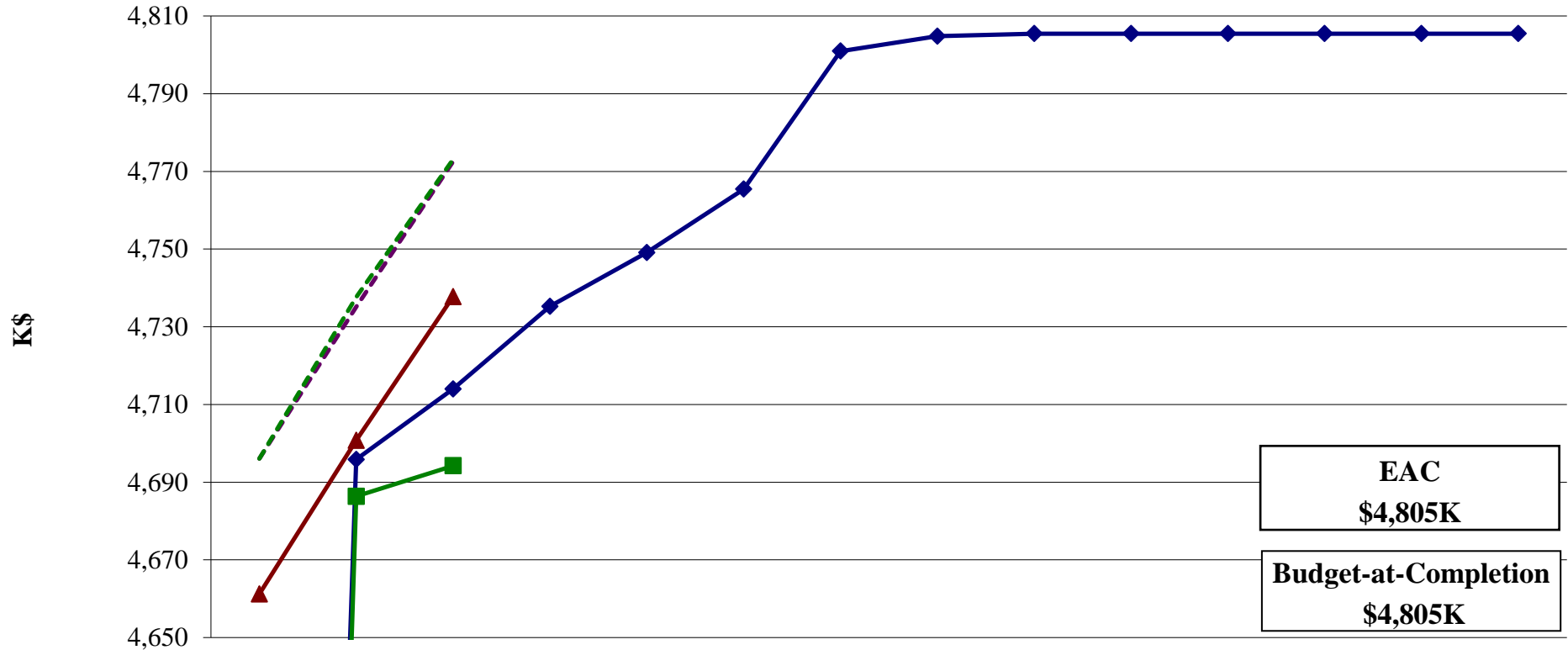
**Budget-at-Completion
\$3,094K**

	Aug-13	Sep-13	Oct-13	Nov-13	Dec-13	Jan-14	Feb-14	Mar-14	Apr-14	May-14	Jun-14	Jul-14	Aug-14	Sep-14
BCWS	1,810	3,094	3,094	3,094	3,094	3,094	3,094	3,094	3,094	3,094	3,094	3,094	3,094	3,094
BCWP	1,804	3,087	3,094											
ACWP	3,079	3,088	3,088											
Obligated	3,086	3,095	3,095											
Pending	3,086	3,095	3,095											
NOFUND & FY15 PRs	3,086	3,095	3,095											
CAM EAC	2,971	3,094	3,094											

12 GeV 1.5.2 Detectors Earned Value \$K



12 GeV 1.5.2.1 Tracking Earned Value \$K

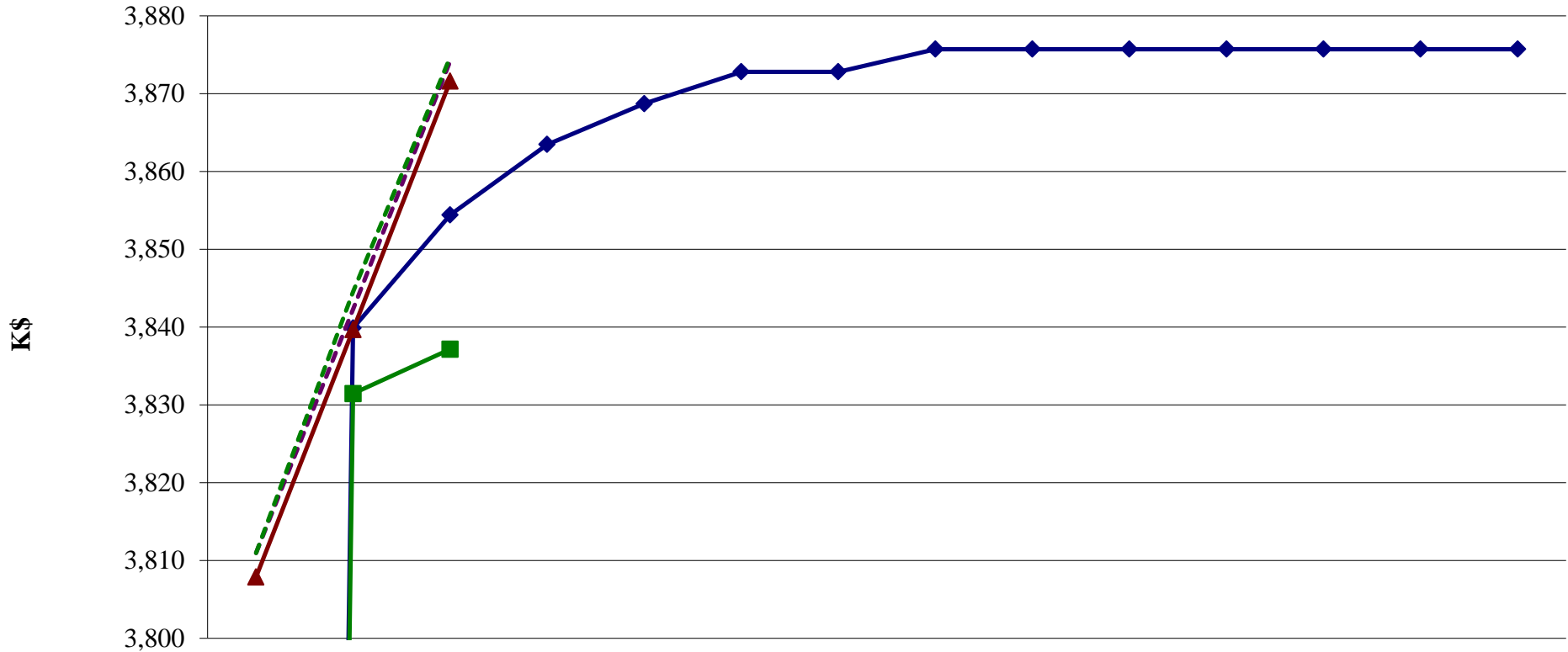


	Aug-13	Sep-13	Oct-13	Nov-13	Dec-13	Jan-14	Feb-14	Mar-14	Apr-14	May-14	Jun-14	Jul-14	Aug-14	Sep-14
BCWS	3,969	4,696	4,714	4,735	4,749	4,765	4,801	4,805	4,805	4,805	4,805	4,805	4,805	4,805
BCWP	3,913	4,686	4,694											
ACWP	4,661	4,701	4,738											
Obligated	4,696	4,735	4,773											
Pending	4,696	4,738	4,773											

EAC
\$4,805K

Budget-at-Completion
\$4,805K

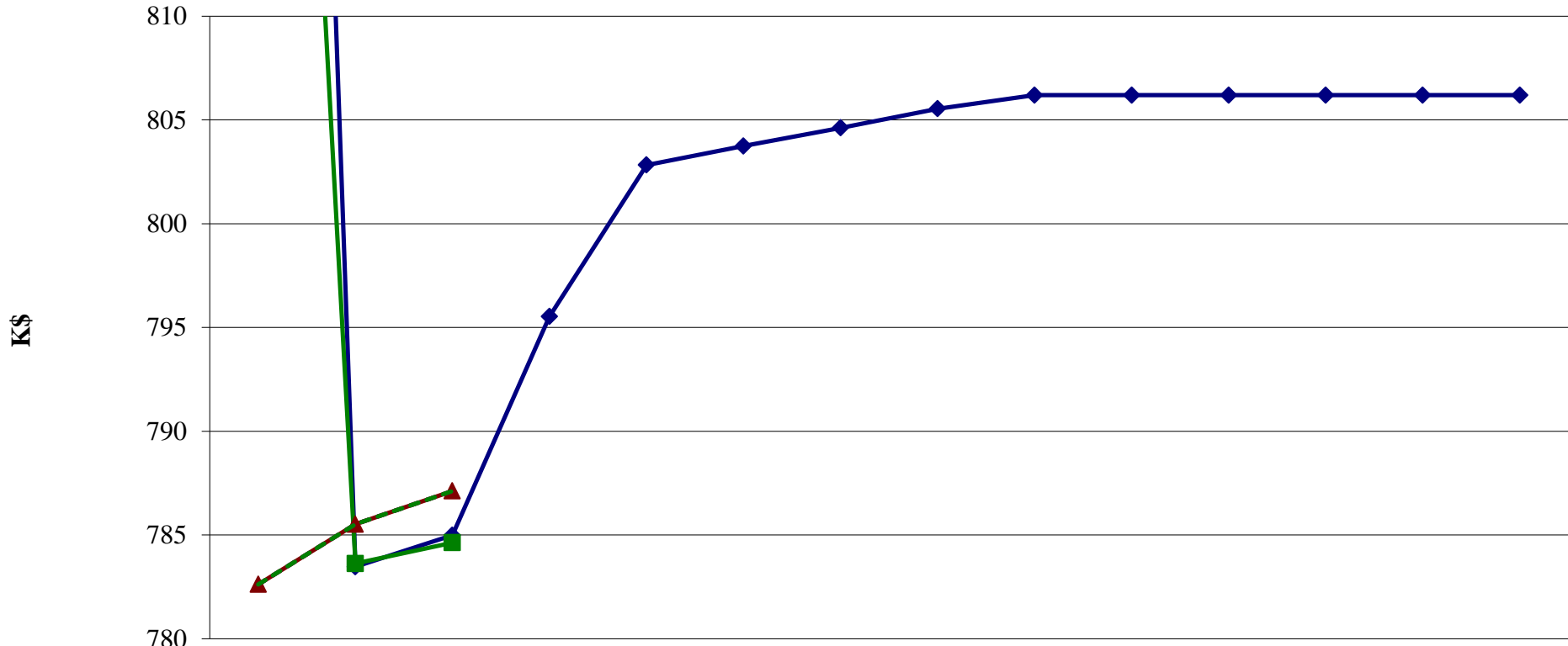
12 GeV 1.5.2.1.1 Tracking Forward Chambers Earned Value \$K



	Aug-13	Sep-13	Oct-13	Nov-13	Dec-13	Jan-14	Feb-14	Mar-14	Apr-14	May-14	Jun-14	Jul-14	Aug-14	Sep-14
BCWS	2,982	3,840	3,854	3,863	3,869	3,873	3,873	3,876	3,876	3,876	3,876	3,876	3,876	3,876
BCWP	2,973	3,831	3,837											
ACWP	3,808	3,840	3,872											
Obligated	3,811	3,842	3,874											
Pending	3,811	3,845	3,875											

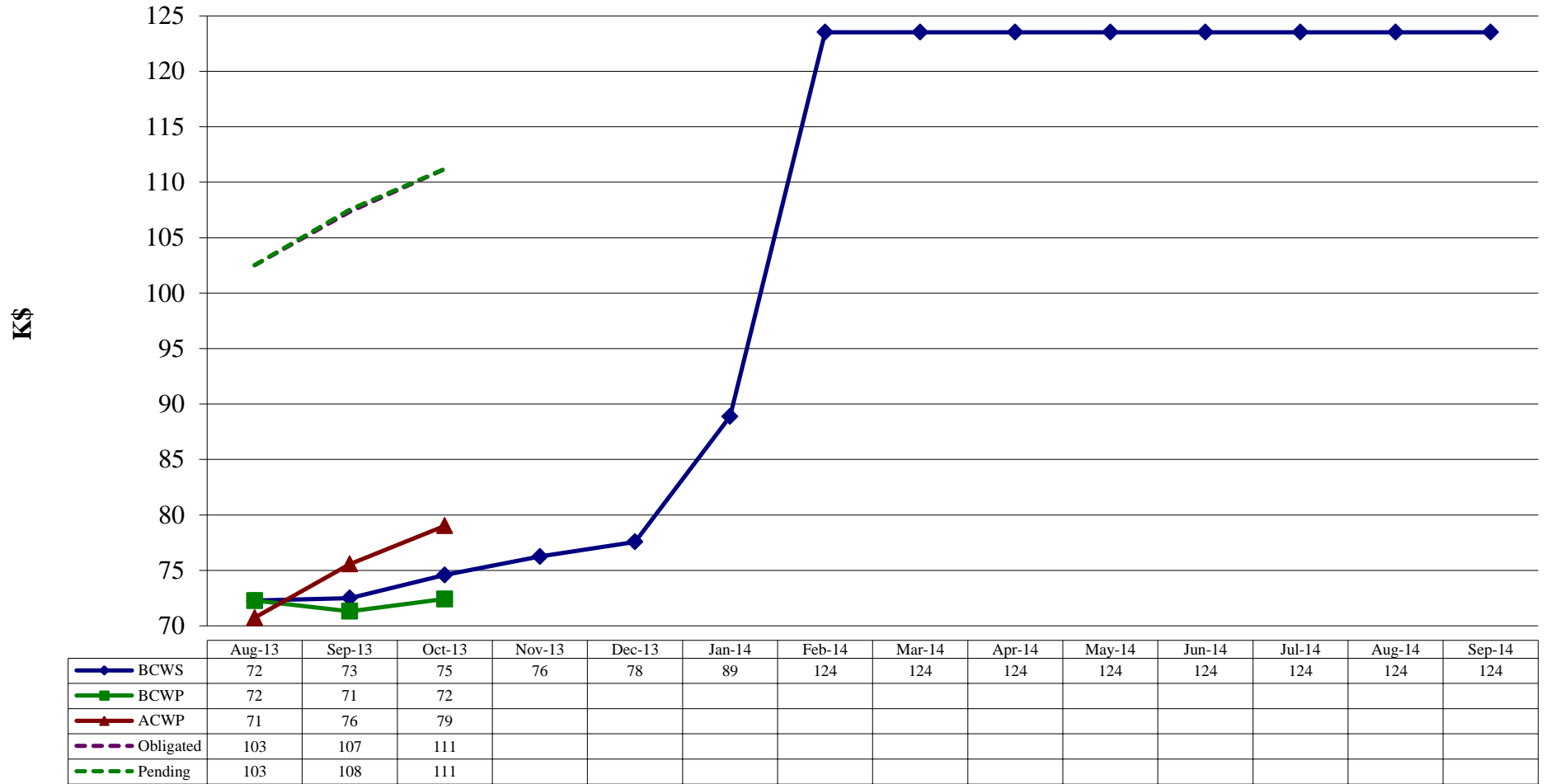
12 GeV 1.5.2.1.2 Tracking Central Chambers

Earned Value \$K

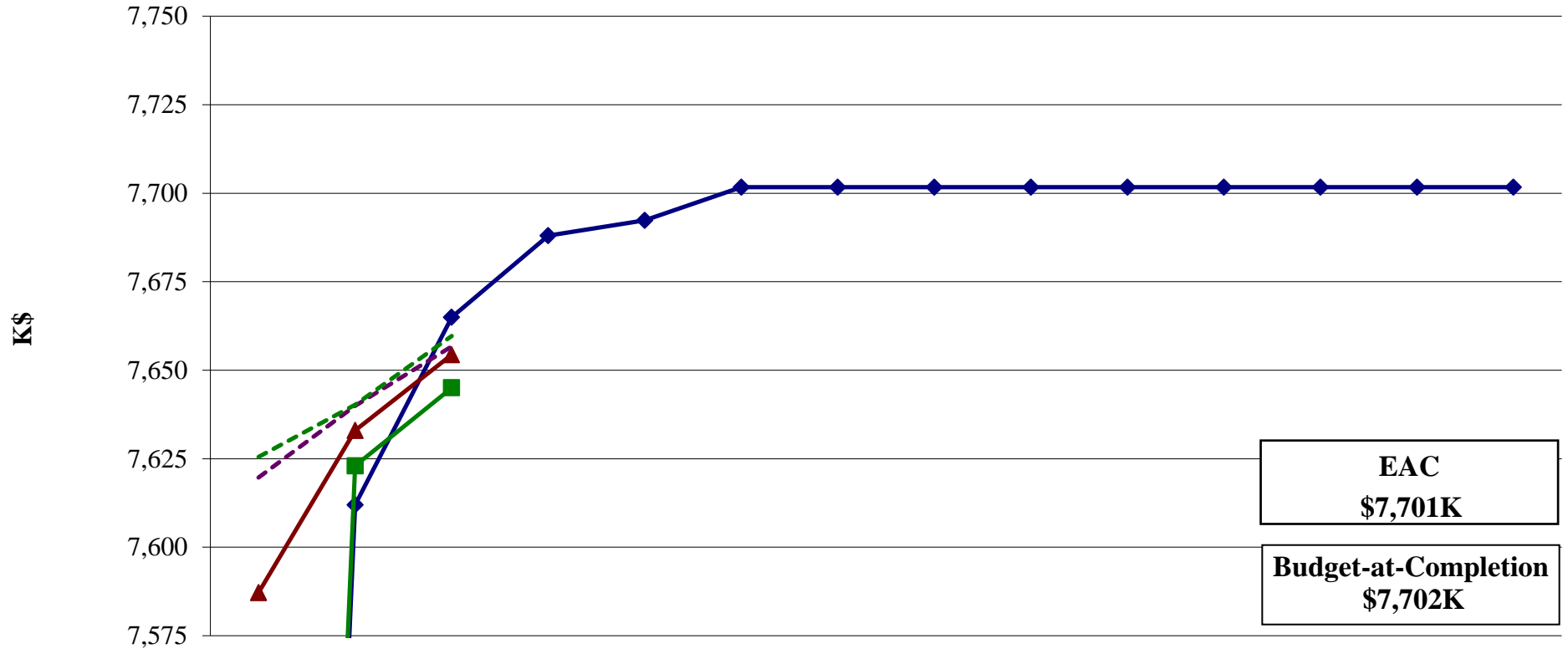


	Aug-13	Sep-13	Oct-13	Nov-13	Dec-13	Jan-14	Feb-14	Mar-14	Apr-14	May-14	Jun-14	Jul-14	Aug-14	Sep-14
BCWS	914	783	785	796	803	804	805	806	806	806	806	806	806	806
BCWP	868	784	785											
ACWP	783	786	787											
Obligated	783	786	787											
Pending	783	786	787											

12 GeV 1.5.2.1.3 Tracking Start Counter Earned Value \$K

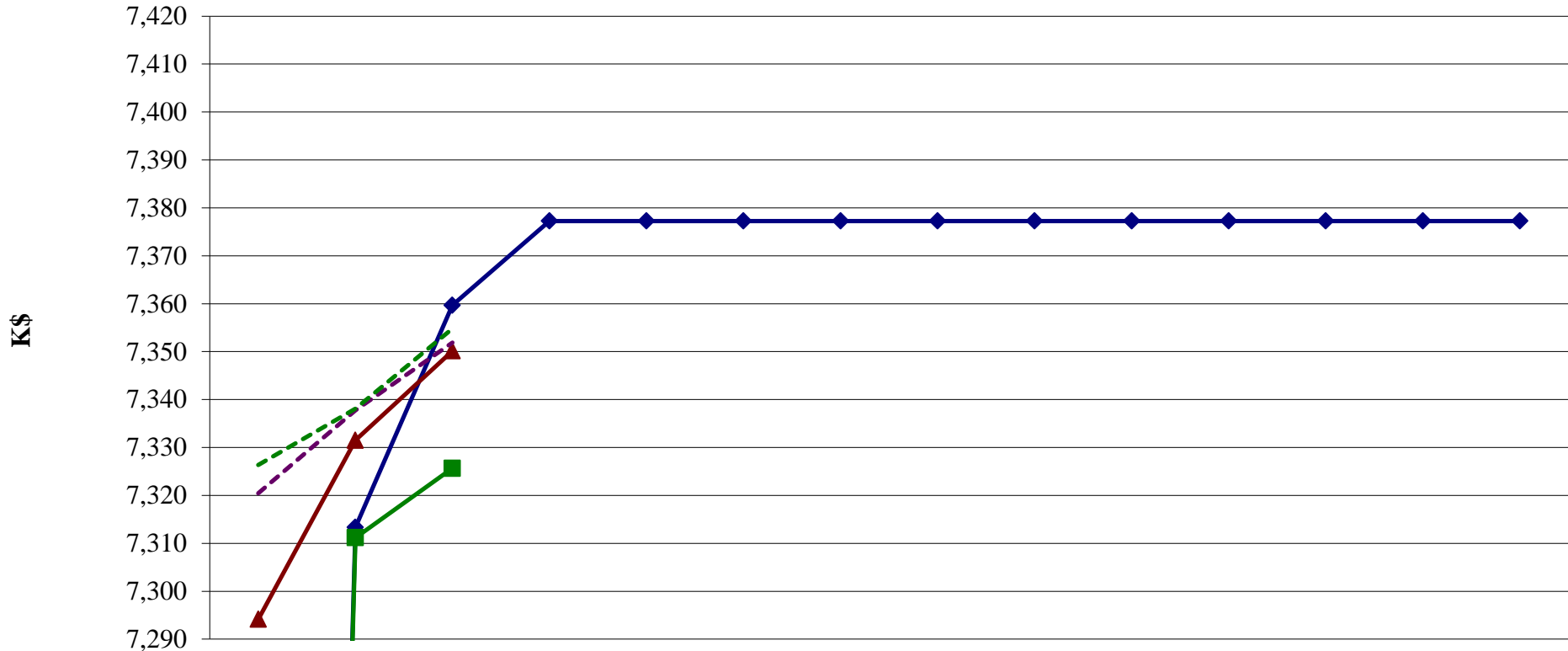


12 GeV 1.5.2.2 Calorimetry Earned Value \$K



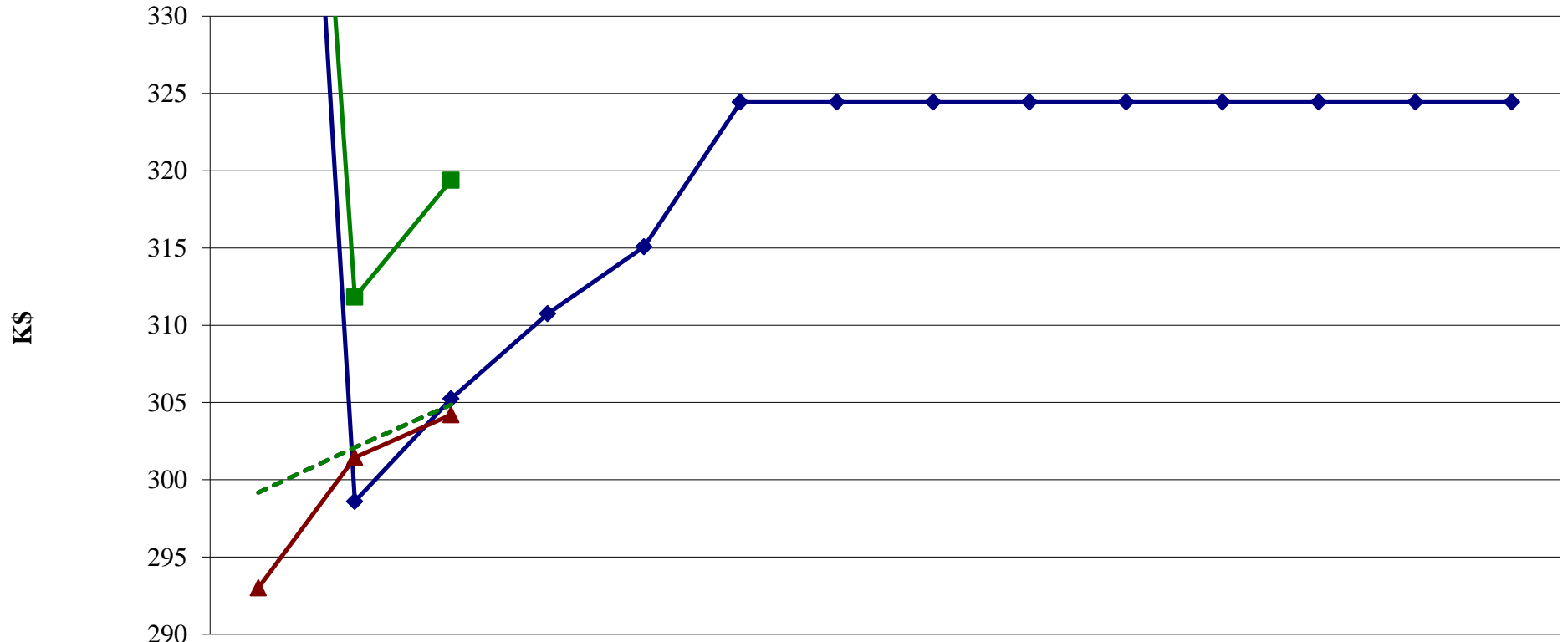
	Aug-13	Sep-13	Oct-13	Nov-13	Dec-13	Jan-14	Feb-14	Mar-14	Apr-14	May-14	Jun-14	Jul-14	Aug-14	Sep-14
BCWS	6,996	7,612	7,665	7,688	7,692	7,702	7,702	7,702	7,702	7,702	7,702	7,702	7,702	7,702
BCWP	6,992	7,623	7,645											
ACWP	7,587	7,633	7,654											
Obligated	7,620	7,640	7,657											
Pending	7,626	7,640	7,660											

12 GeV 1.5.2.2.1 Barrel Calorimeter Earned Value \$K



	Aug-13	Sep-13	Oct-13	Nov-13	Dec-13	Jan-14	Feb-14	Mar-14	Apr-14	May-14	Jun-14	Jul-14	Aug-14	Sep-14
BCWS	6,594	7,313	7,360	7,377	7,377	7,377	7,377	7,377	7,377	7,377	7,377	7,377	7,377	7,377
BCWP	6,591	7,311	7,326											
ACWP	7,294	7,332	7,350											
Obligated	7,320	7,338	7,352											
Pending	7,326	7,338	7,355											


12 GeV 1.5.2.2.2 Forward Calorimeter Earned Value \$K



	Aug-13	Sep-13	Oct-13	Nov-13	Dec-13	Jan-14	Feb-14	Mar-14	Apr-14	May-14	Jun-14	Jul-14	Aug-14	Sep-14
BCWS	401	299	305	311	315	324	324	324	324	324	324	324	324	324
BCWP	401	312	319											
ACWP	293	301	304											
Obligated	299	302	305											
Pending	299	302	305											

12 GeV 1.5.2.3 Particle ID

Earned Value \$K



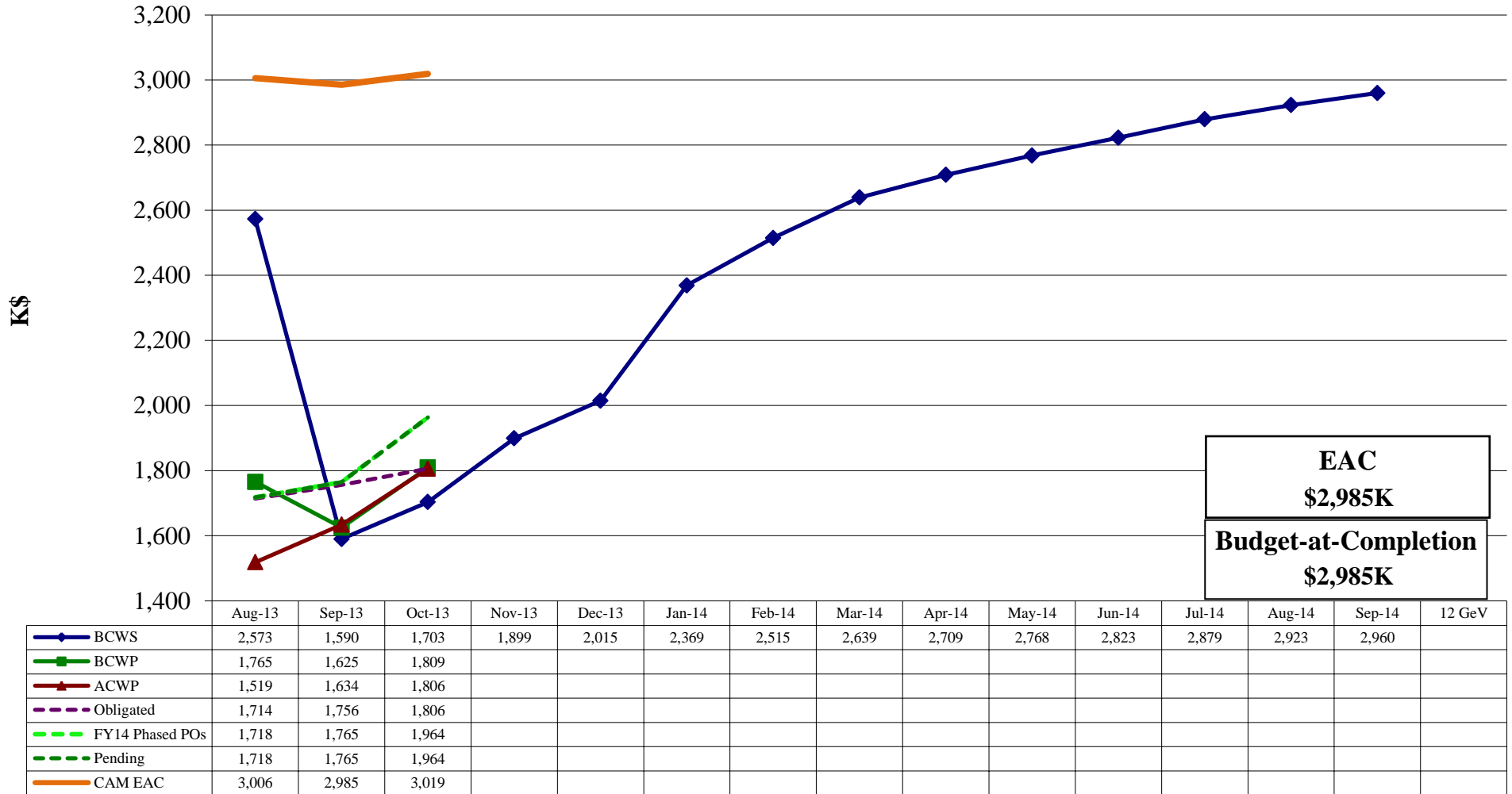
	Aug-13	Sep-13	Oct-13	Nov-13	Dec-13	Jan-14	Feb-14	Mar-14	Apr-14	May-14	Jun-14	Jul-14	Aug-14	Sep-14
BCWS	582	719	747	771	789	814	814	814	814	814	814	814	814	814
BCWP	624	748	765											
ACWP	511	746	766											
Obligated	772	784	818											
Pending	772	785	822											

12 GeV 1.5.2.3.1 Particle ID Time-of-Flight Earned Value \$K

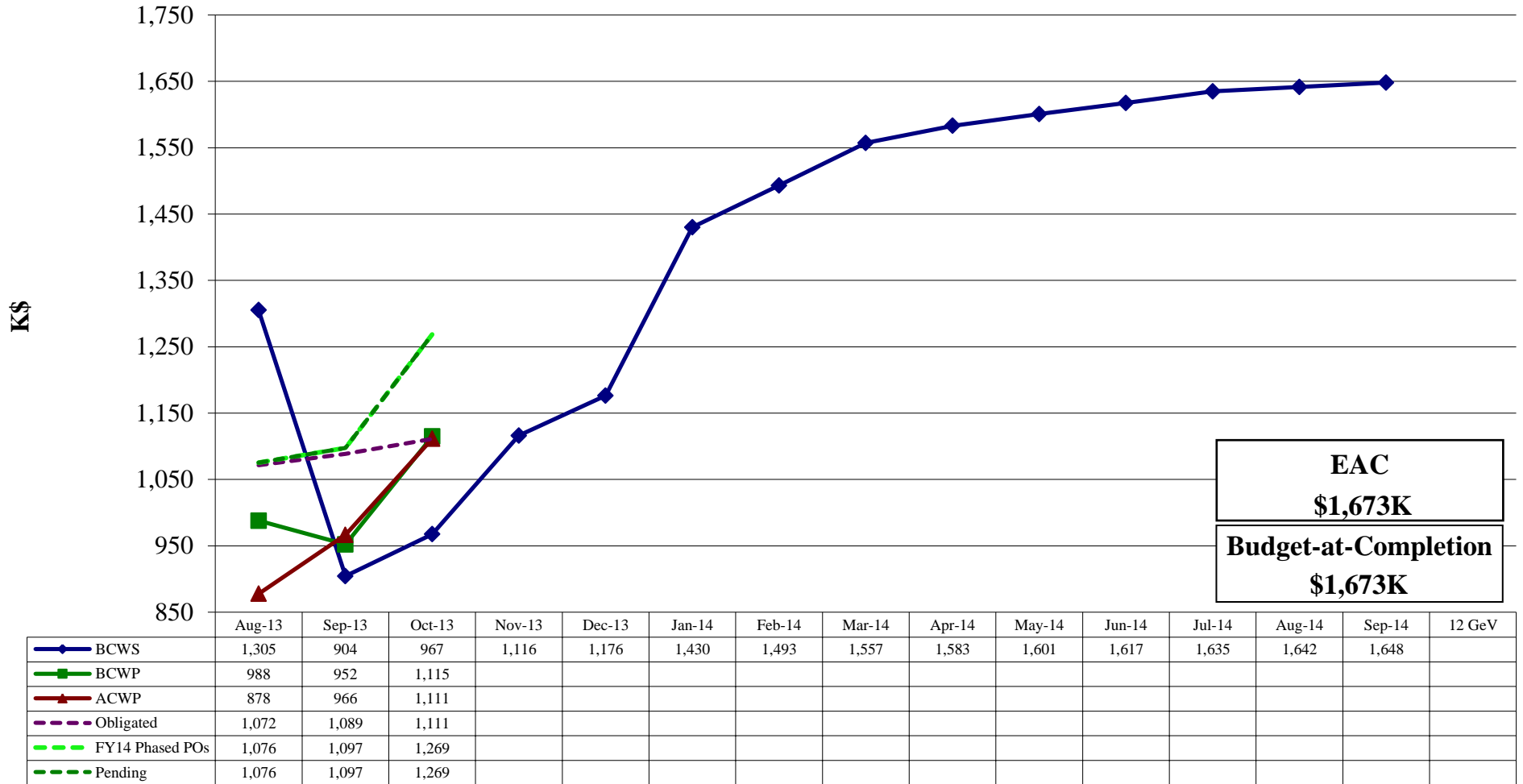


	Aug-13	Sep-13	Oct-13	Nov-13	Dec-13	Jan-14	Feb-14	Mar-14	Apr-14	May-14	Jun-14	Jul-14	Aug-14	Sep-14
BCWS	582	719	747	771	789	814	814	814	814	814	814	814	814	814
BCWP	624	748	765											
ACWP	511	746	766											
Obligated	772	784	818											
Pending	772	785	822											

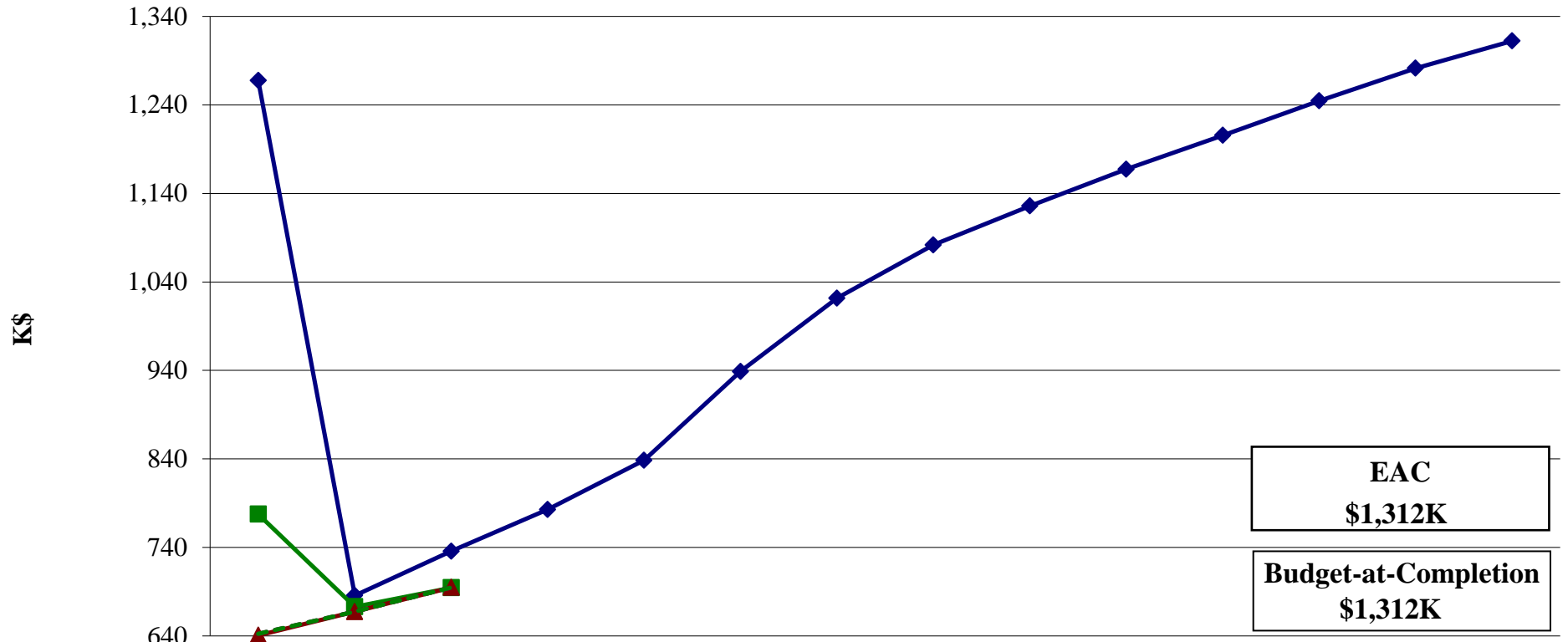
12 GeV 1.5.3 Computing Earned Value \$K



12 GeV 1.5.3.1 DAQ Earned Value \$K



12 GeV 1.5.3.2 Online Computing Earned Value \$K

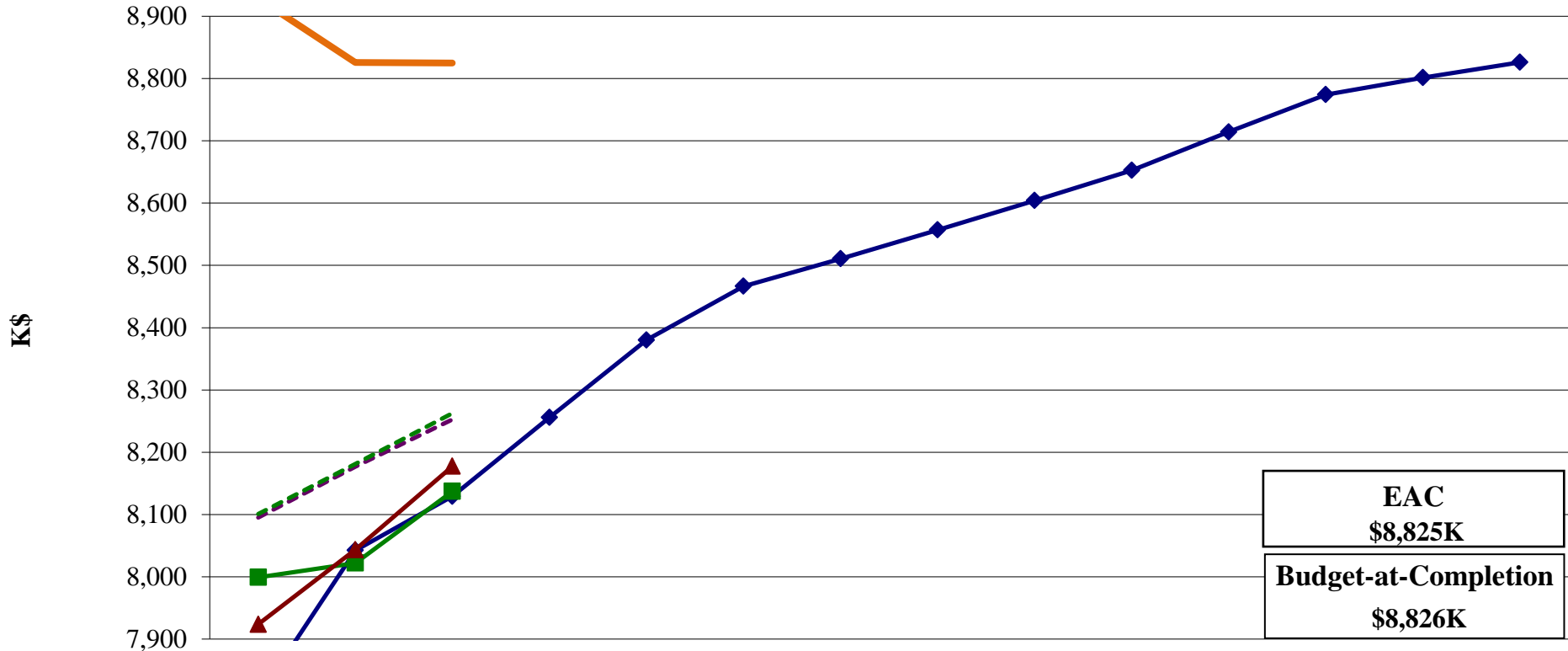


EAC
\$1,312K

Budget-at-Completion
\$1,312K

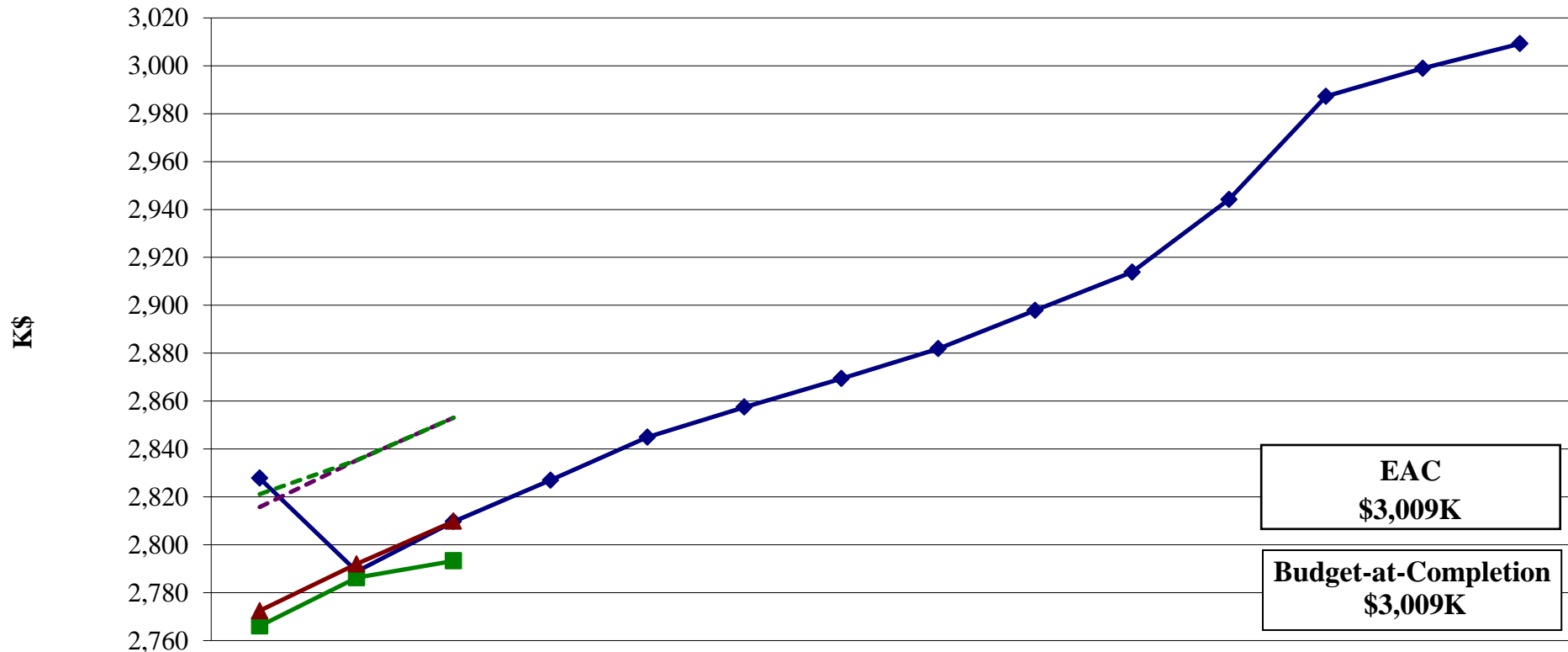
	Aug-13	Sep-13	Oct-13	Nov-13	Dec-13	Jan-14	Feb-14	Mar-14	Apr-14	May-14	Jun-14	Jul-14	Aug-14	Sep-14
BCWS	1,267	686	736	783	839	939	1,022	1,082	1,126	1,167	1,206	1,244	1,281	1,312
BCWP	778	673	695											
ACWP	641	667	695											
Obligated	643	667	695											
Pending	643	667	695											

12 GeV 1.5.4 Electronics Earned Value \$K



	Aug-13	Sep-13	Oct-13	Nov-13	Dec-13	Jan-14	Feb-14	Mar-14	Apr-14	May-14	Jun-14	Jul-14	Aug-14	Sep-14
BCWS	7,807	8,043	8,129	8,256	8,380	8,467	8,511	8,557	8,604	8,652	8,714	8,774	8,801	8,826
BCWP	7,999	8,022	8,137											
ACWP	7,924	8,044	8,178											
Obligated	8,095	8,177	8,253											
Pending	8,101	8,181	8,262											
CAM EAC	8,928	8,826	8,825											

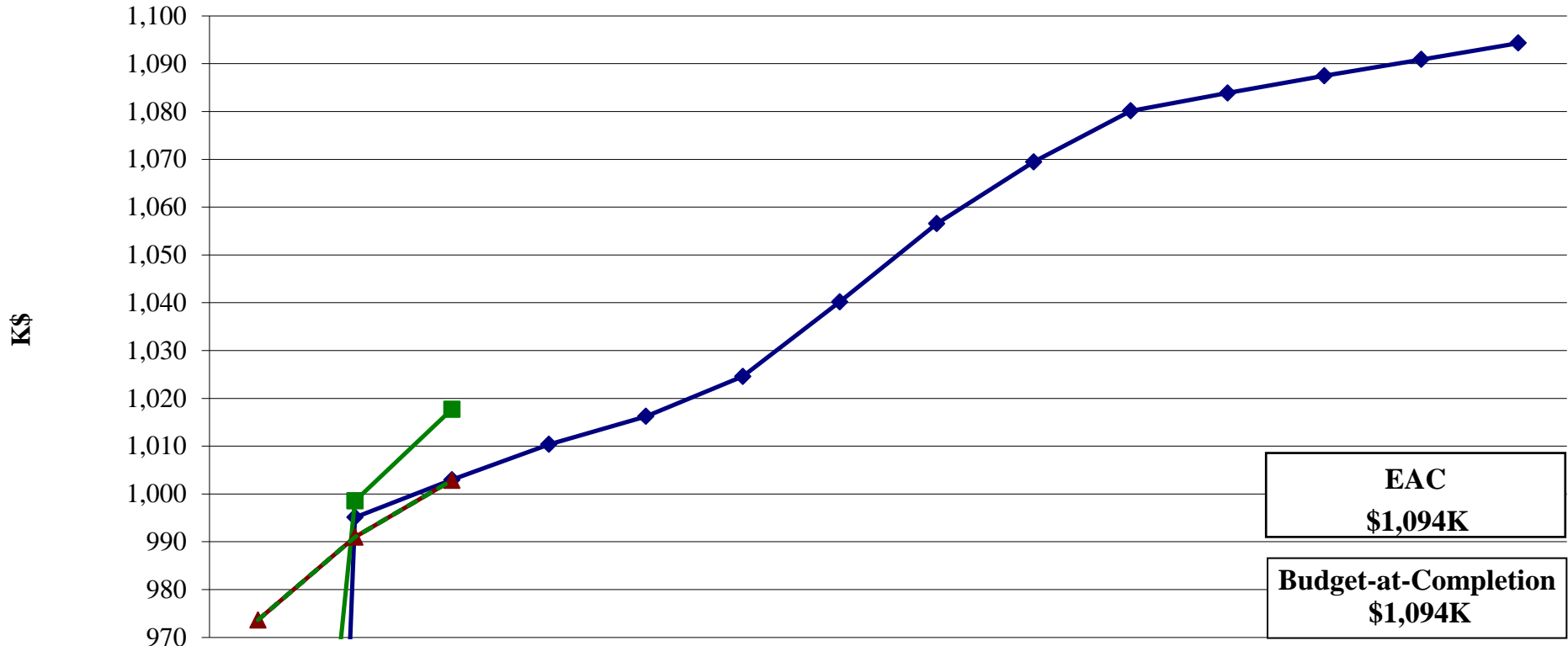
12 GeV 1.5.4.1 FADC Earned Value \$K



	Aug-13	Sep-13	Oct-13	Nov-13	Dec-13	Jan-14	Feb-14	Mar-14	Apr-14	May-14	Jun-14	Jul-14	Aug-14	Sep-14
BCWS	2,828	2,789	2,810	2,827	2,845	2,857	2,869	2,882	2,898	2,914	2,944	2,987	2,999	3,009
BCWP	2,766	2,786	2,793											
ACWP	2,772	2,792	2,810											
Obligated	2,816	2,835	2,853											
Pending	2,821	2,835	2,853											

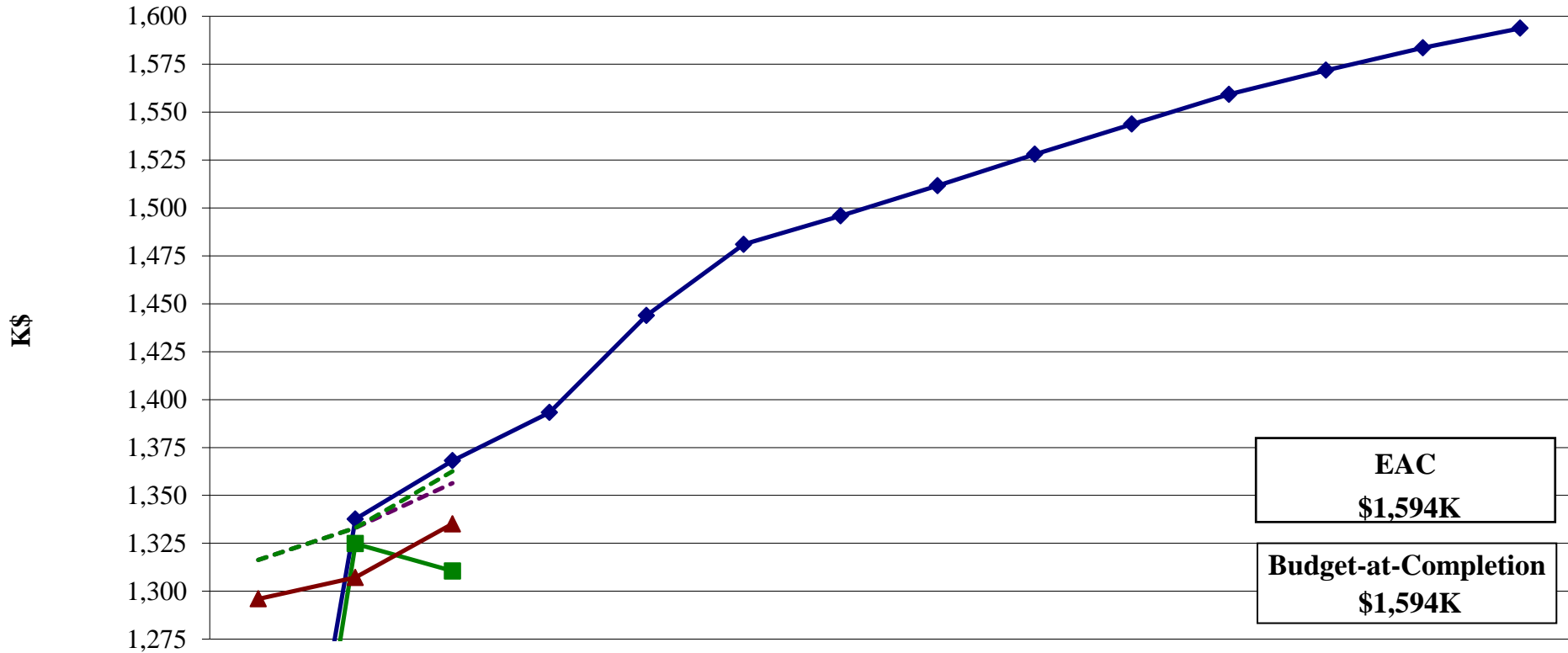
12 GeV 1.5.4.2 TDC

Earned Value \$K



	Aug-13	Sep-13	Oct-13	Nov-13	Dec-13	Jan-14	Feb-14	Mar-14	Apr-14	May-14	Jun-14	Jul-14	Aug-14	Sep-14
BCWS	478	995	1,003	1,010	1,016	1,025	1,040	1,057	1,069	1,080	1,084	1,087	1,091	1,094
BCWP	799	999	1,018											
ACWP	974	991	1,003											
Obligated	974	991	1,003											
Pending	974	991	1,003											

12 GeV 1.5.4.3 Trigger Earned Value \$K

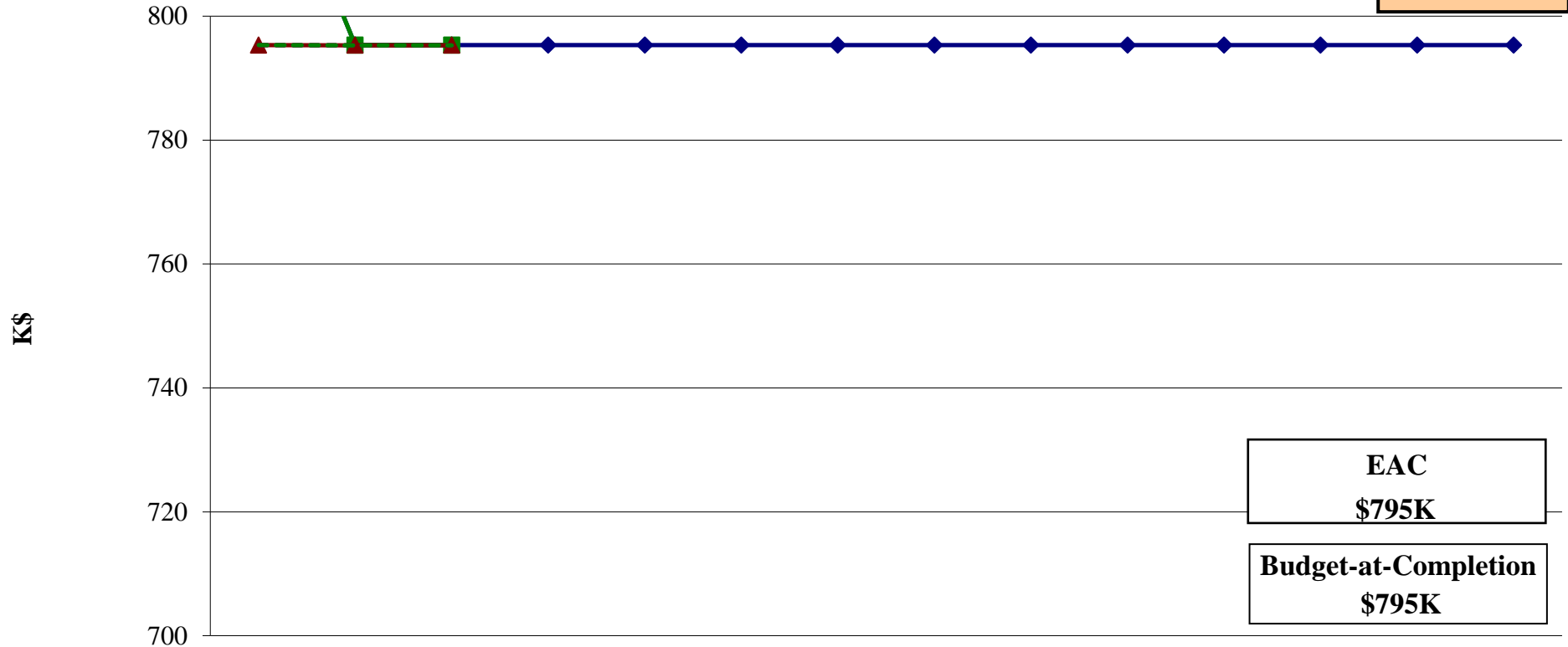


	Aug-13	Sep-13	Oct-13	Nov-13	Dec-13	Jan-14	Feb-14	Mar-14	Apr-14	May-14	Jun-14	Jul-14	Aug-14	Sep-14
BCWS	1,044	1,338	1,368	1,393	1,444	1,481	1,496	1,512	1,528	1,544	1,559	1,572	1,584	1,594
BCWP	1,004	1,325	1,311											
ACWP	1,296	1,307	1,335											
Obligated	1,316	1,333	1,356											
Pending	1,316	1,333	1,363											

12 GeV 1.5.4.4 Crates/Racks

Earned Value \$K

**Account
Closed**

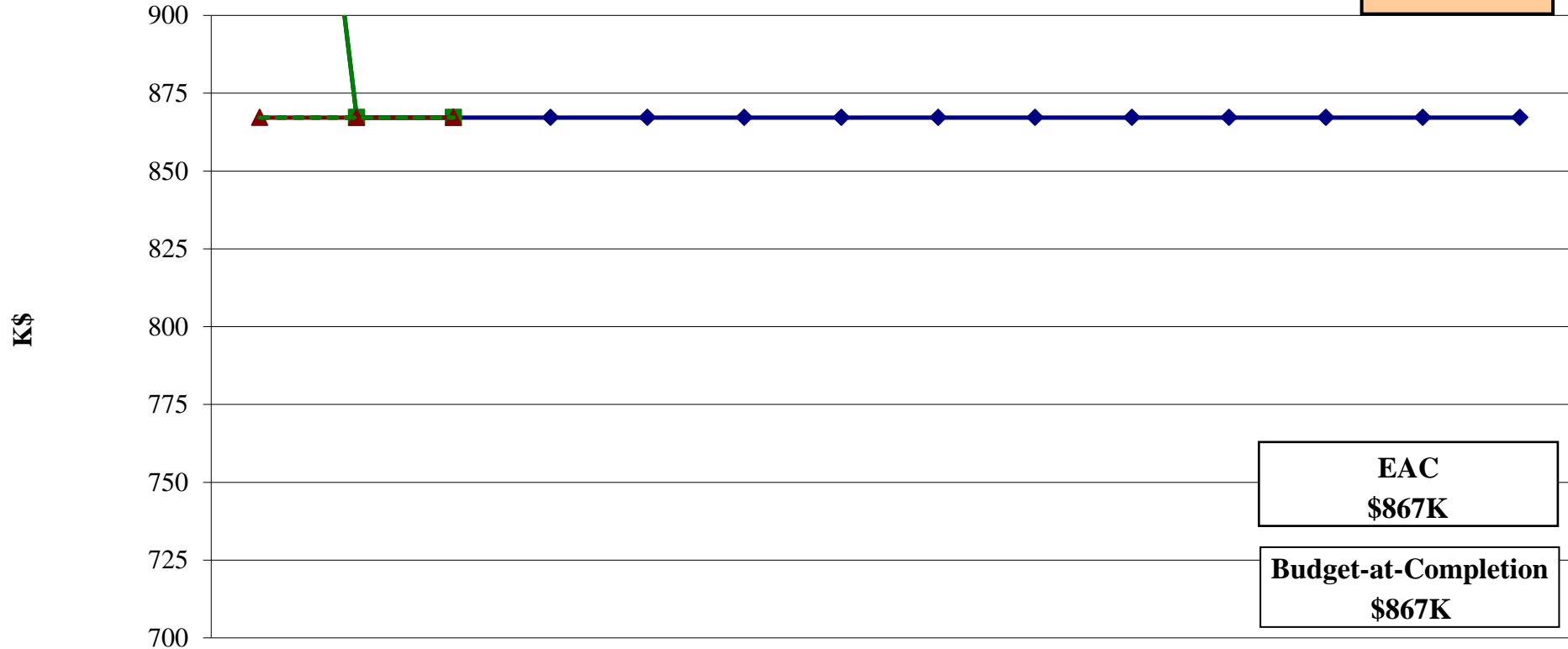


	Aug-13	Sep-13	Oct-13	Nov-13	Dec-13	Jan-14	Feb-14	Mar-14	Apr-14	May-14	Jun-14	Jul-14	Aug-14	Sep-14
BCWS	833	795	795	795	795	795	795	795	795	795	795	795	795	795
BCWP	833	795	795											
ACWP	795	795	795											
Obligated	795	795	795											
Pending	795	795	795											

12 GeV 1.5.4.5 Logic, HV

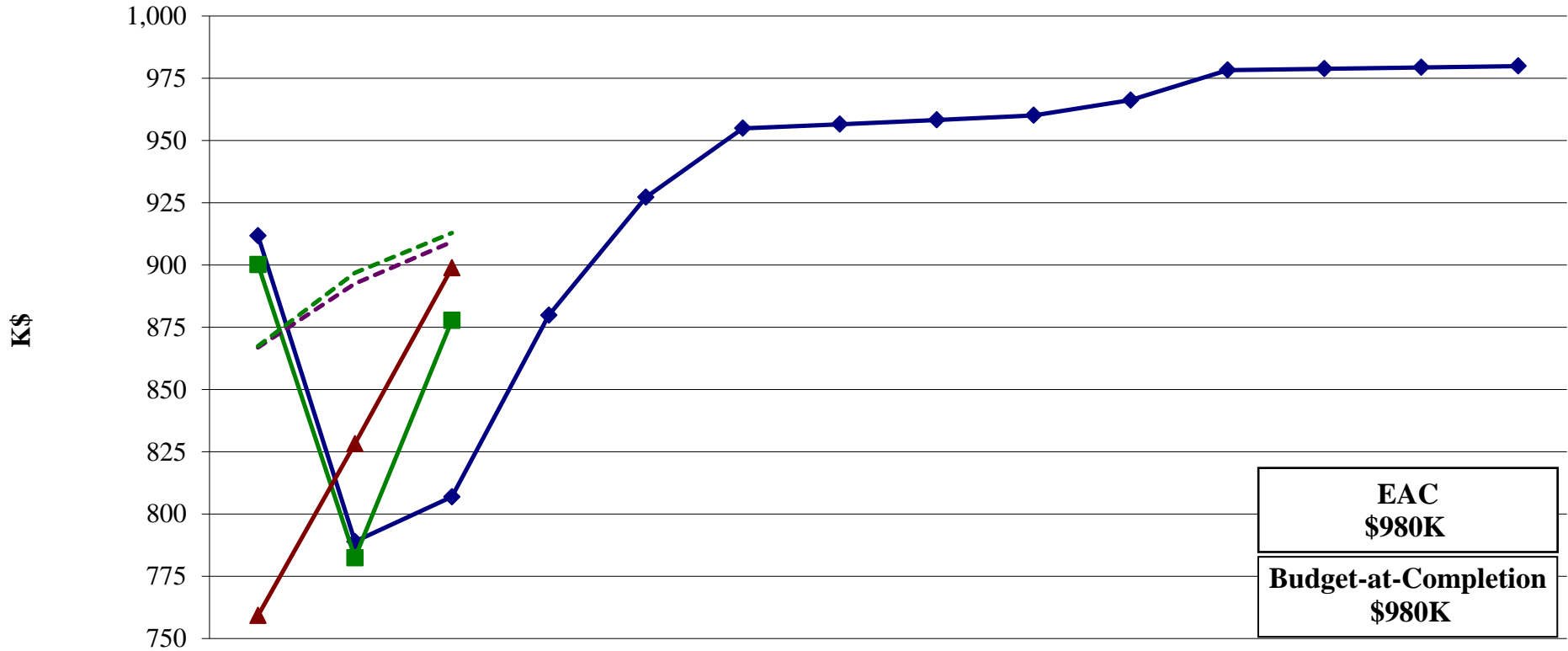
Earned Value \$K

**Account
Closed**



	Aug-13	Sep-13	Oct-13	Nov-13	Dec-13	Jan-14	Feb-14	Mar-14	Apr-14	May-14	Jun-14	Jul-14	Aug-14	Sep-14
BCWS	1,127	867	867	867	867	867	867	867	867	867	867	867	867	867
BCWP	1,127	867	867											
ACWP	867	867	867											
Obligated	867	867	867											
Pending	867	867	867											

12 GeV 1.5.4.6 Detectors Electronics Earned Value \$K

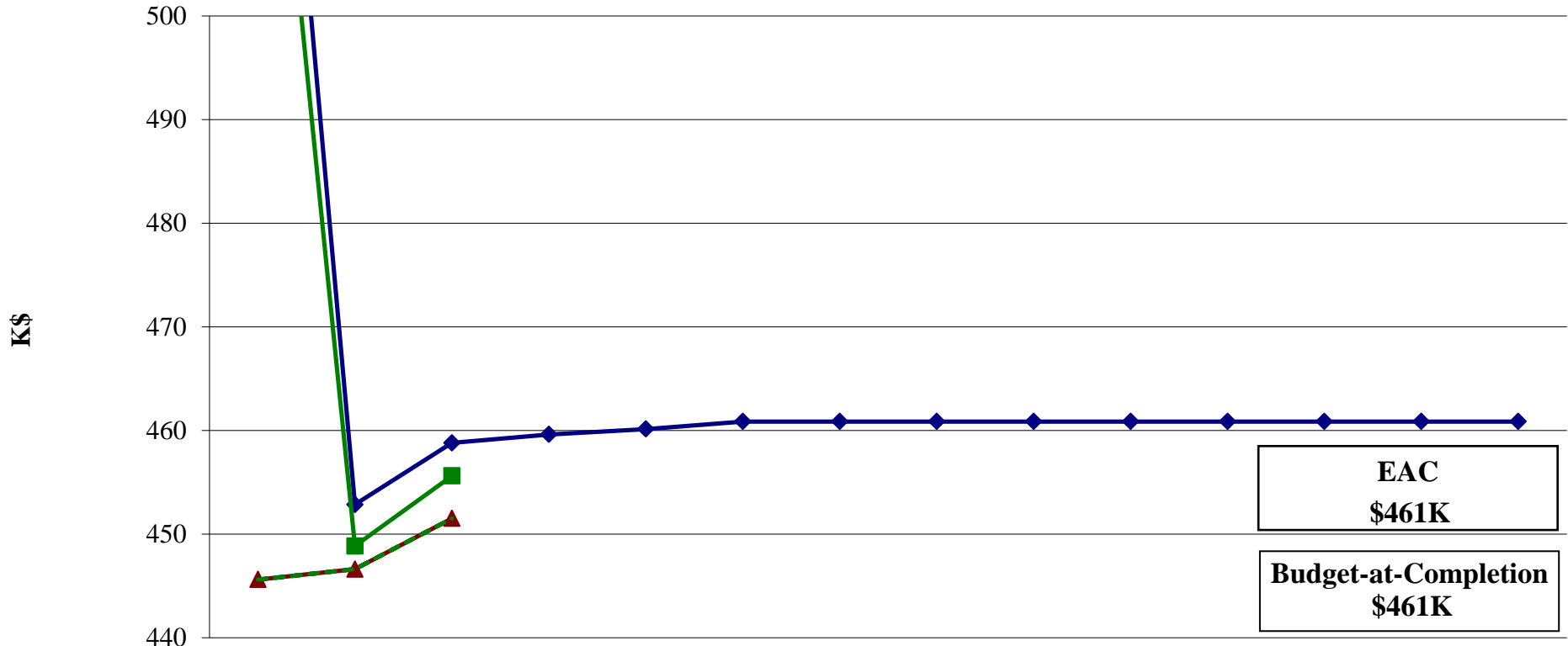


**EAC
\$980K**

**Budget-at-Completion
\$980K**

	Aug-13	Sep-13	Oct-13	Nov-13	Dec-13	Jan-14	Feb-14	Mar-14	Apr-14	May-14	Jun-14	Jul-14	Aug-14	Sep-14
BCWS	912	789	807	880	927	955	957	958	960	966	978	979	979	980
BCWP	900	782	878											
ACWP	759	828	899											
Obligated	867	893	909											
Pending	867	897	913											

12 GeV 1.5.4.7 Detector Cabling Earned Value \$K

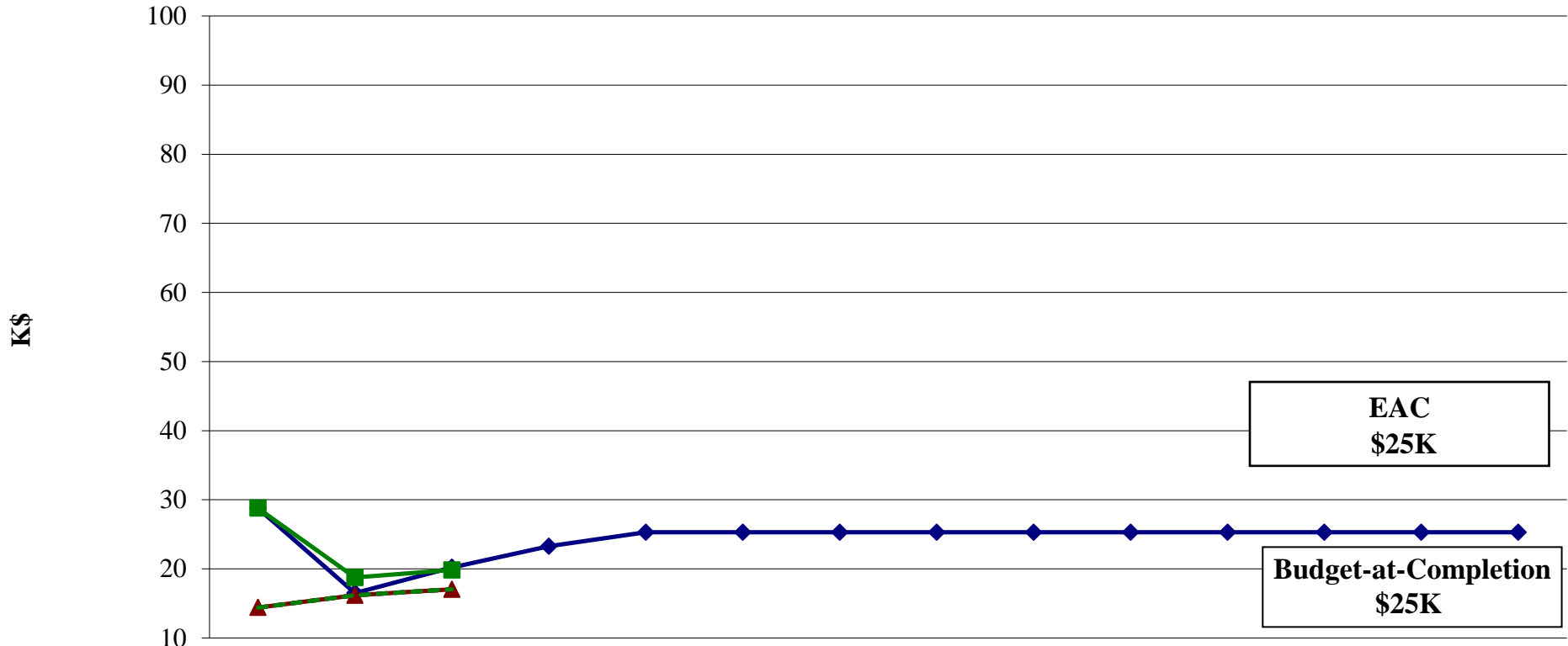


**EAC
\$461K**

**Budget-at-Completion
\$461K**

	Aug-13	Sep-13	Oct-13	Nov-13	Dec-13	Jan-14	Feb-14	Mar-14	Apr-14	May-14	Jun-14	Jul-14	Aug-14	Sep-14
BCWS	557	453	459	460	460	461	461	461	461	461	461	461	461	461
BCWP	541	449	456											
ACWP	446	447	452											
Obligated	446	447	452											
Pending	446	447	452											

12 GeV 1.5.4.8 Full Crate Checks Earned Value \$K



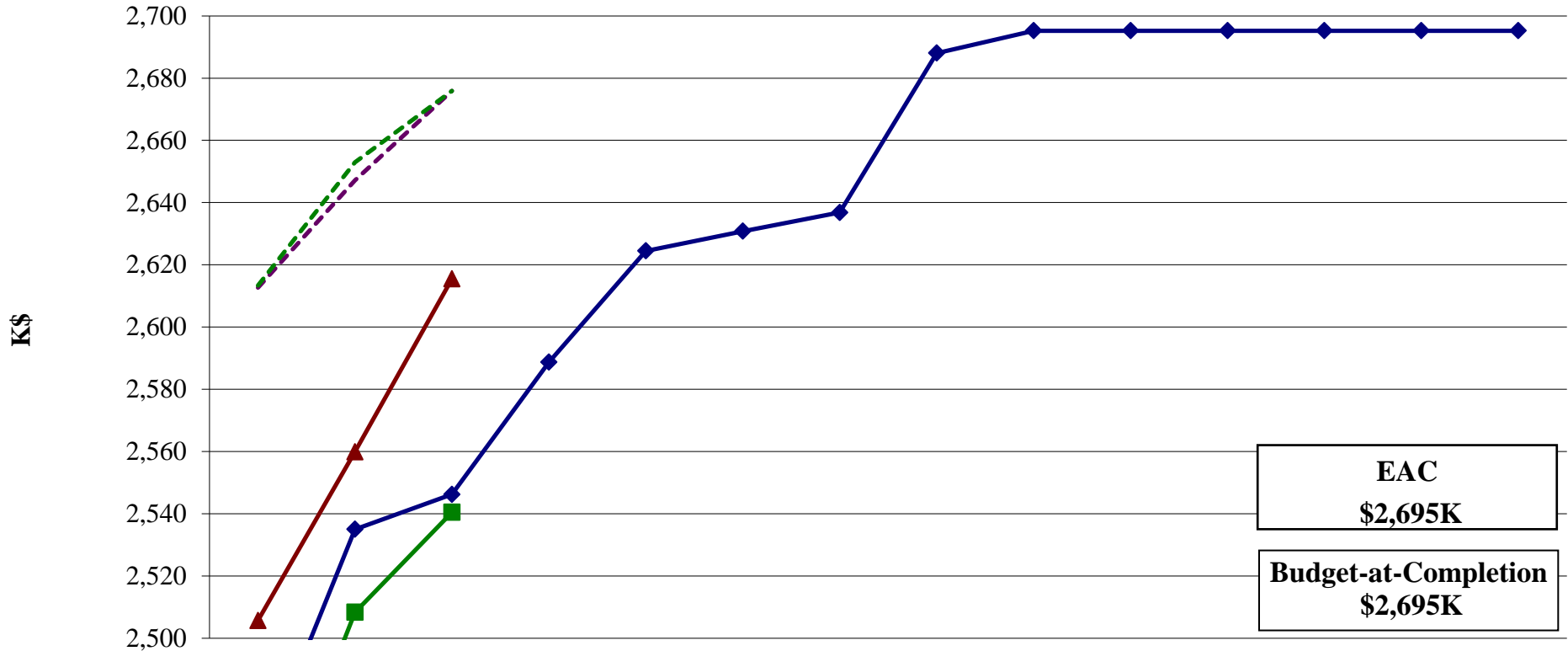
	Aug-13	Sep-13	Oct-13	Nov-13	Dec-13	Jan-14	Feb-14	Mar-14	Apr-14	May-14	Jun-14	Jul-14	Aug-14	Sep-14
BCWS	29	17	20	23	25	25	25	25	25	25	25	25	25	25
BCWP	29	19	20											
ACWP	14	16	17											
Obligated	14	16	17											
Pending	14	16	17											

12 GeV 1.5.5 Beamline Earned Value \$K



	Aug-13	Sep-13	Oct-13	Nov-13	Dec-13	Jan-14	Feb-14	Mar-14	Apr-14	May-14	Jun-14	Jul-14	Aug-14	Sep-14
BCWS	3,972	4,115	4,192	4,346	4,490	4,586	4,728	4,854	4,925	5,015	5,070	5,114	5,188	5,197
BCWP	3,584	4,128	4,216											
ACWP	3,965	4,217	4,352											
Obligated	4,211	4,333	4,448											
Pending	4,325	4,454	4,549											
CAM EAC	5,201	5,233	5,232											

12 GeV 1.5.5.1 Tagger Earned Value \$K

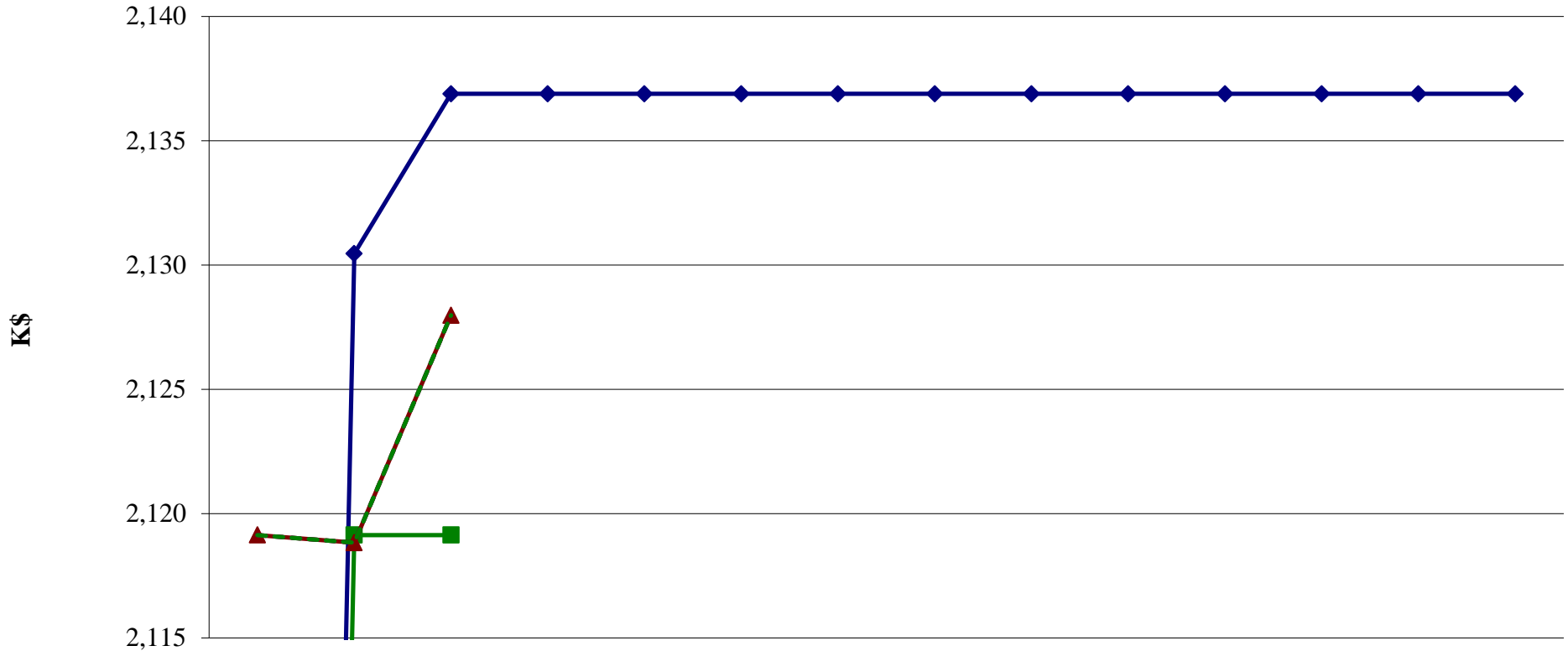


	Aug-13	Sep-13	Oct-13	Nov-13	Dec-13	Jan-14	Feb-14	Mar-14	Apr-14	May-14	Jun-14	Jul-14	Aug-14	Sep-14
BCWS	2,458	2,535	2,546	2,589	2,624	2,631	2,637	2,688	2,695	2,695	2,695	2,695	2,695	2,695
BCWP	2,429	2,508	2,540											
ACWP	2,506	2,560	2,615											
Obligated	2,613	2,647	2,676											
Pending	2,613	2,653	2,676											

EAC
\$2,695K

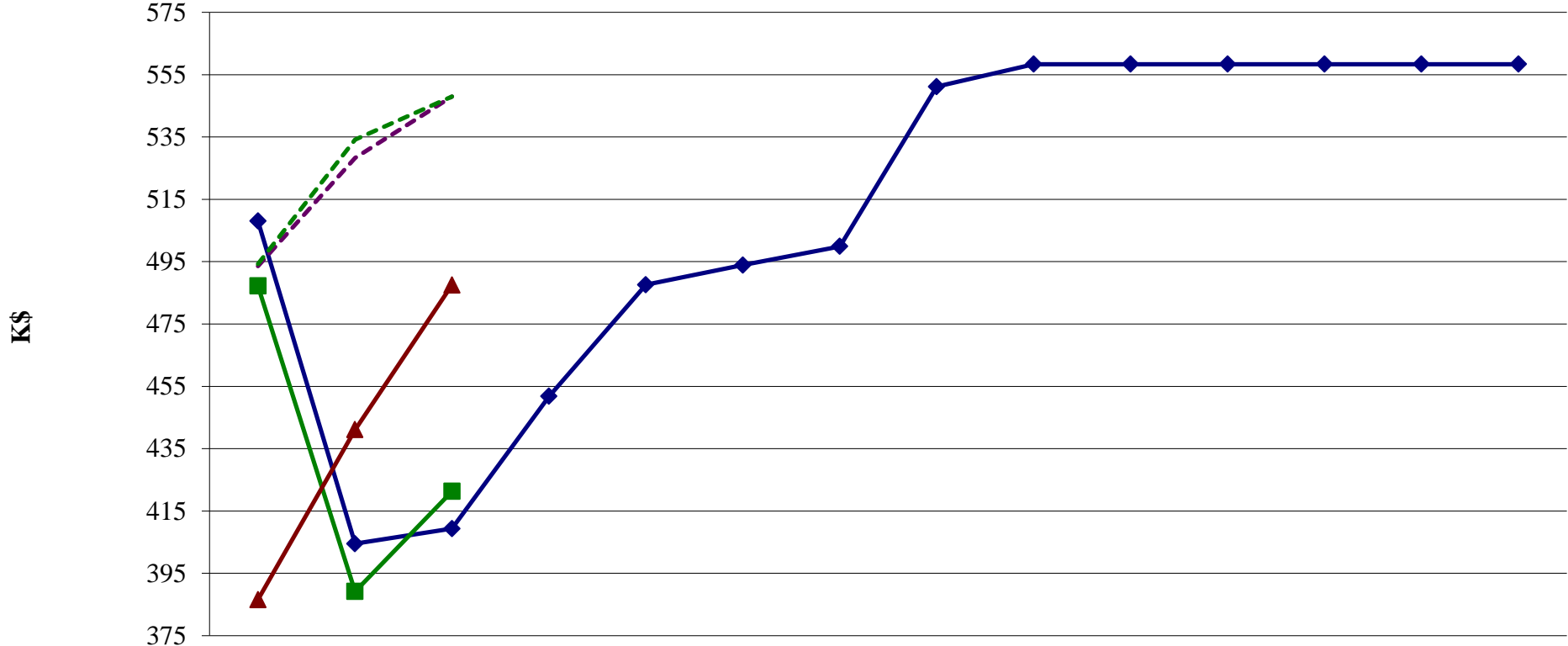
Budget-at-Completion
\$2,695K

12 GeV 1.5.5.1.1 Tagging Magnet Earned Value \$K



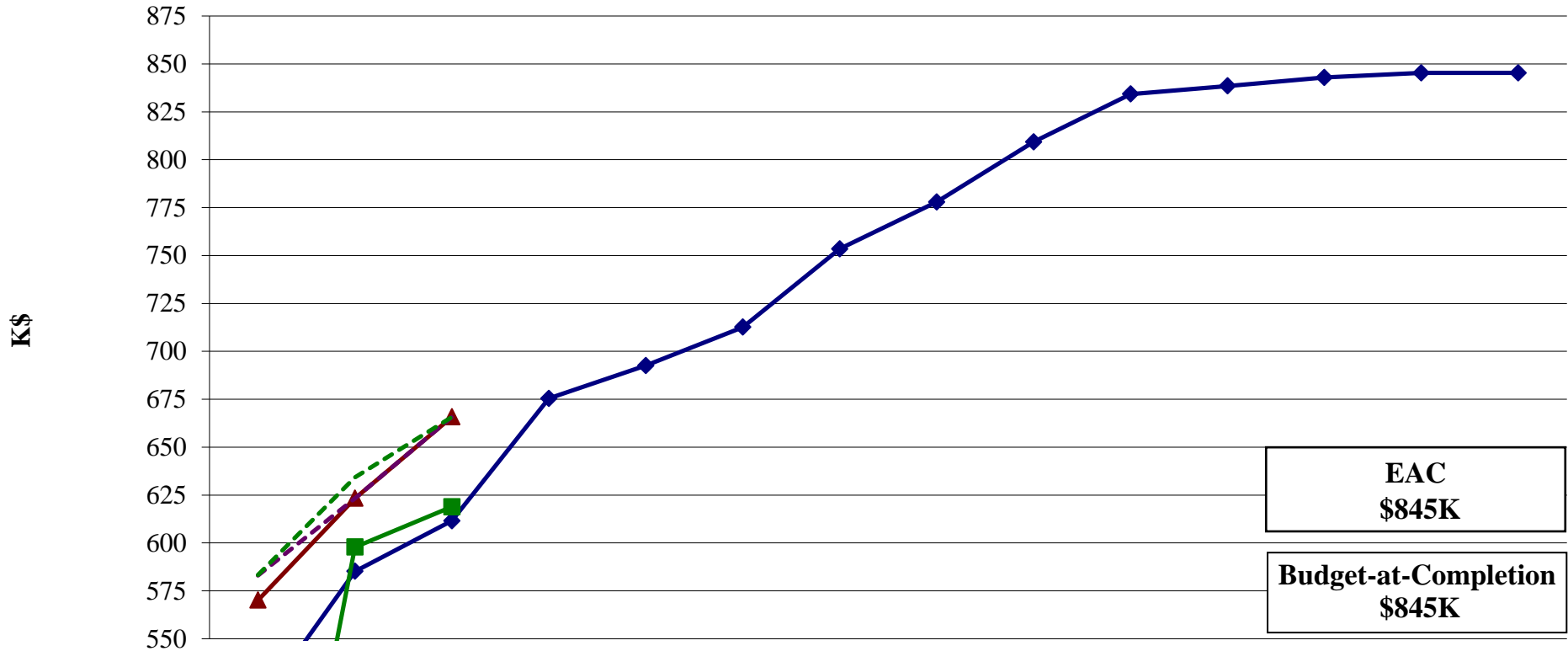
	Aug-13	Sep-13	Oct-13	Nov-13	Dec-13	Jan-14	Feb-14	Mar-14	Apr-14	May-14	Jun-14	Jul-14	Aug-14	Sep-14
BCWS	1,950	2,130	2,137	2,137	2,137	2,137	2,137	2,137	2,137	2,137	2,137	2,137	2,137	2,137
BCWP	1,942	2,119	2,119											
ACWP	2,119	2,119	2,128											
Obligated	2,119	2,119	2,128											
Pending	2,119	2,119	2,128											

12 GeV 1.5.5.1.2 Hodoscope Earned Value \$K



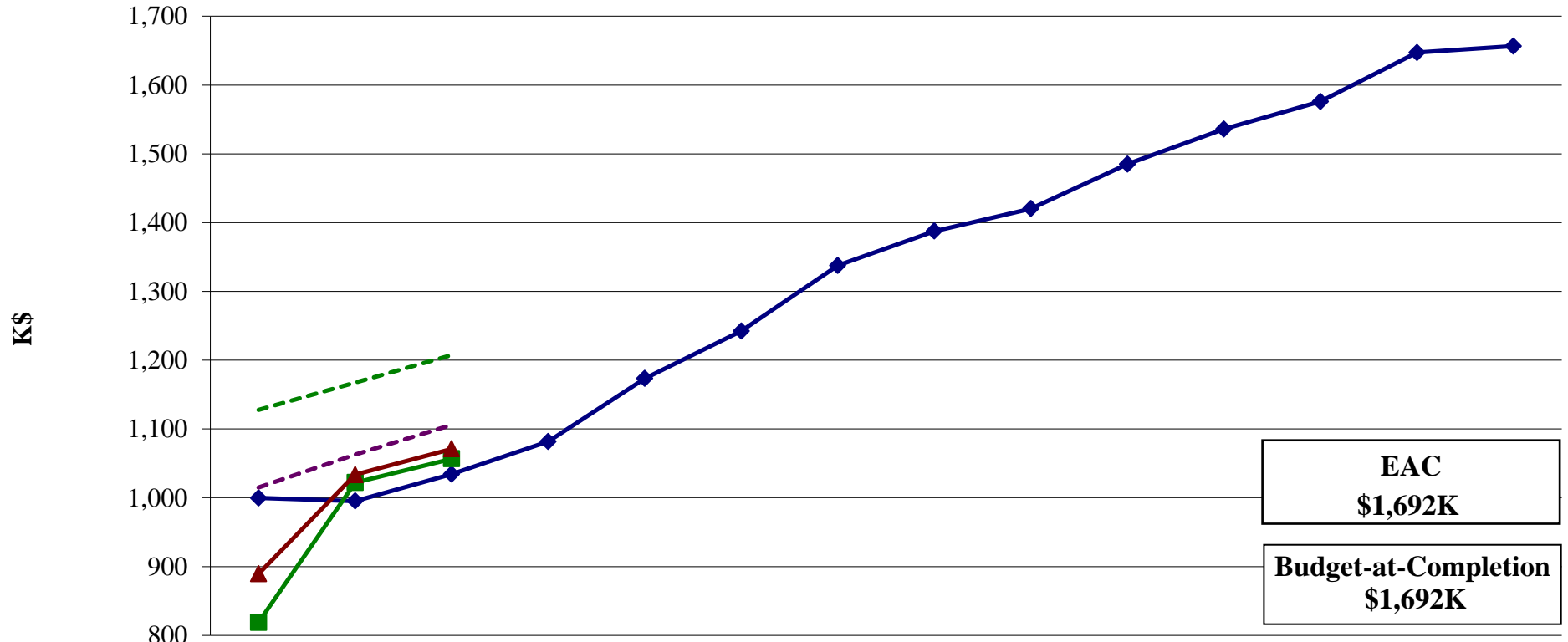
	Aug-13	Sep-13	Oct-13	Nov-13	Dec-13	Jan-14	Feb-14	Mar-14	Apr-14	May-14	Jun-14	Jul-14	Aug-14	Sep-14
BCWS	508	405	409	452	488	494	500	551	558	558	558	558	558	558
BCWP	487	389	421											
ACWP	387	441	487											
Obligated	494	528	548											
Pending	494	534	548											

12 GeV 1.5.5.2 Target Earned Value \$K



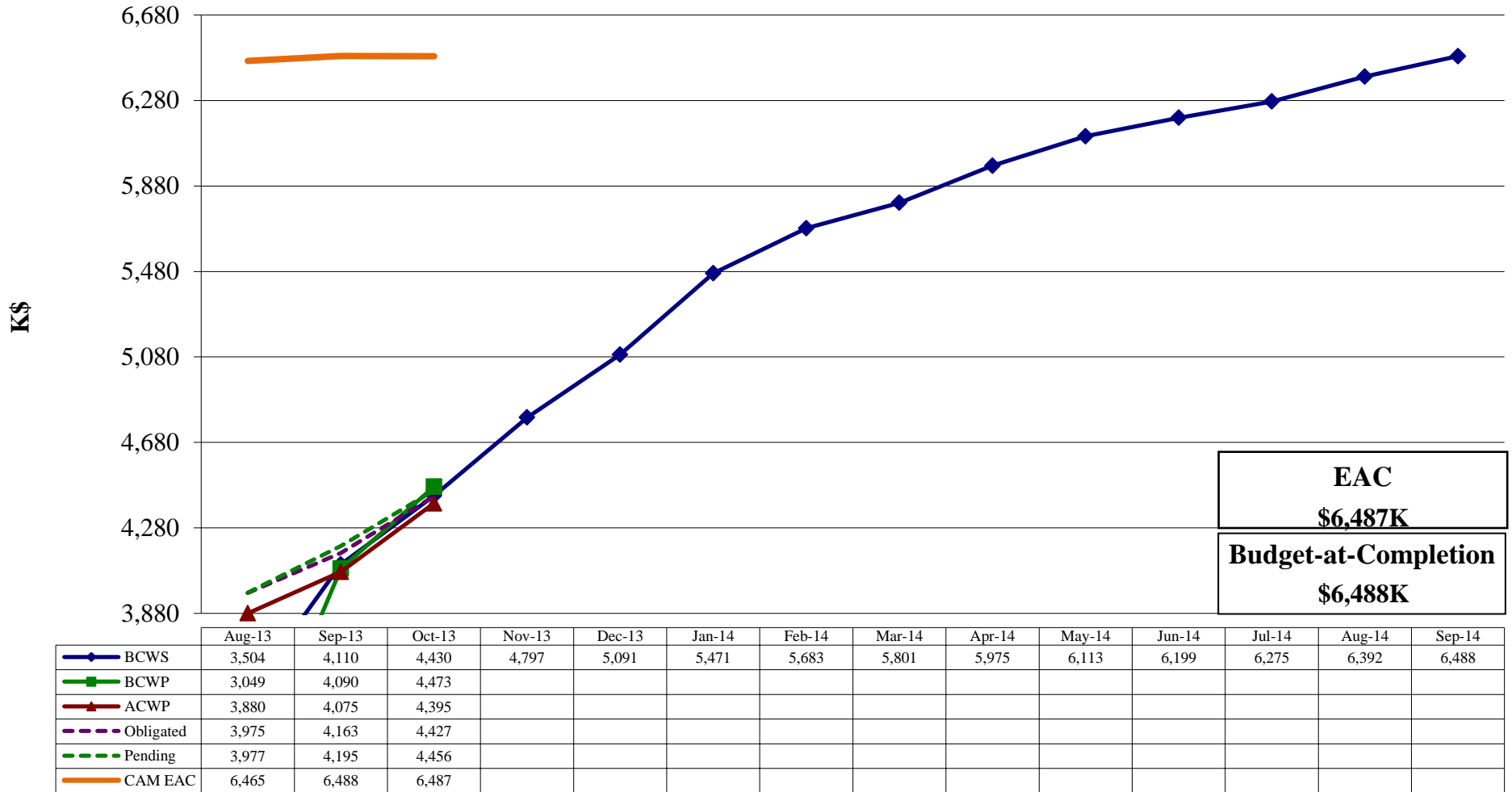
	Aug-13	Sep-13	Oct-13	Nov-13	Dec-13	Jan-14	Feb-14	Mar-14	Apr-14	May-14	Jun-14	Jul-14	Aug-14	Sep-14
BCWS	514	585	612	675	693	713	753	778	809	834	838	843	845	845
BCWP	337	598	619											
ACWP	570	623	666											
Obligated	583	623	666											
Pending	583	634	666											

12 GeV 1.5.5.3 Components Earned Value \$K

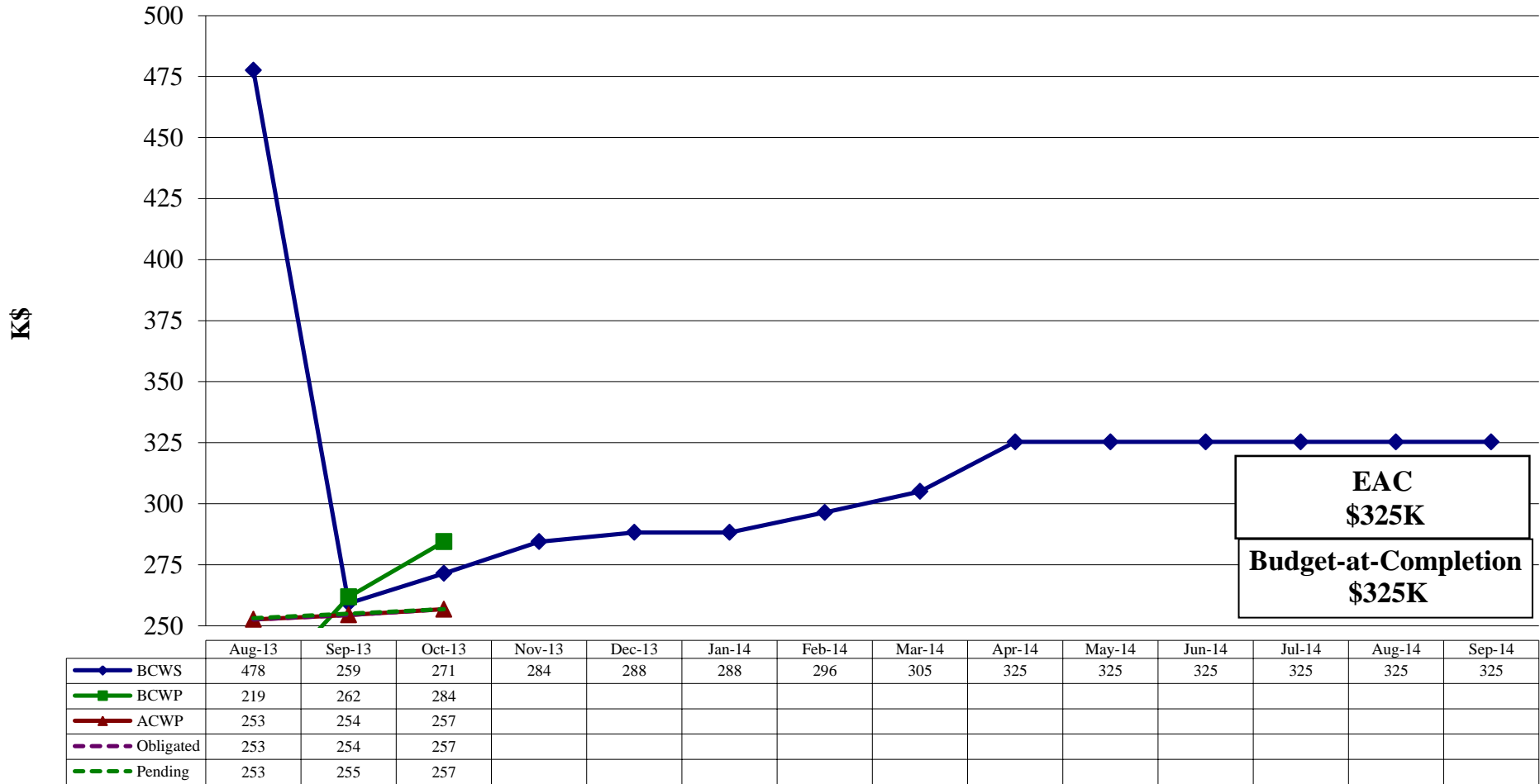


	Aug-13	Sep-13	Oct-13	Nov-13	Dec-13	Jan-14	Feb-14	Mar-14	Apr-14	May-14	Jun-14	Jul-14	Aug-14	Sep-14
BCWS	1,000	995	1,034	1,082	1,173	1,242	1,338	1,388	1,420	1,485	1,536	1,576	1,647	1,656
BCWP	819	1,022	1,057											
ACWP	889	1,034	1,071											
Obligated	1,015	1,063	1,106											
Pending	1,128	1,167	1,208											

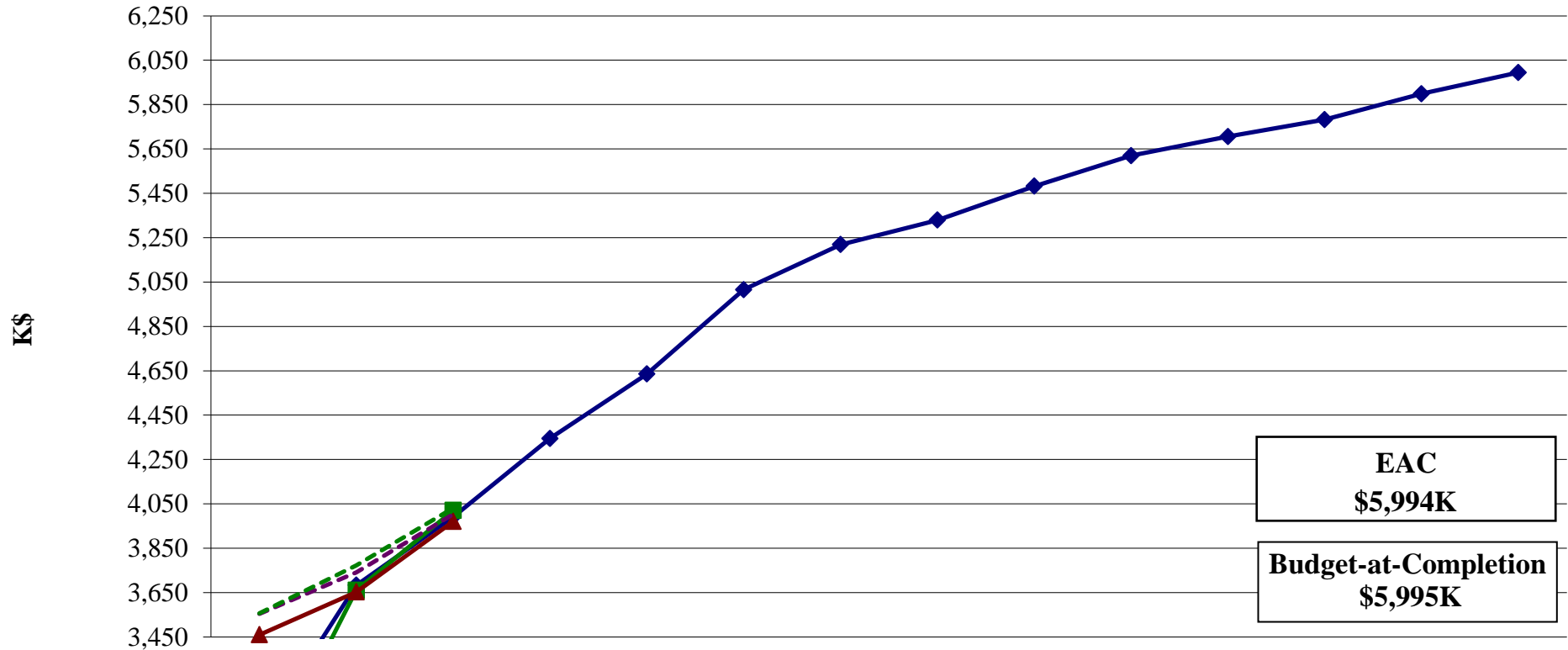
12 GeV 1.5.6 Infrastructure Earned Value \$K



12 GeV 1.5.6.1 Assembly Earned Value \$K



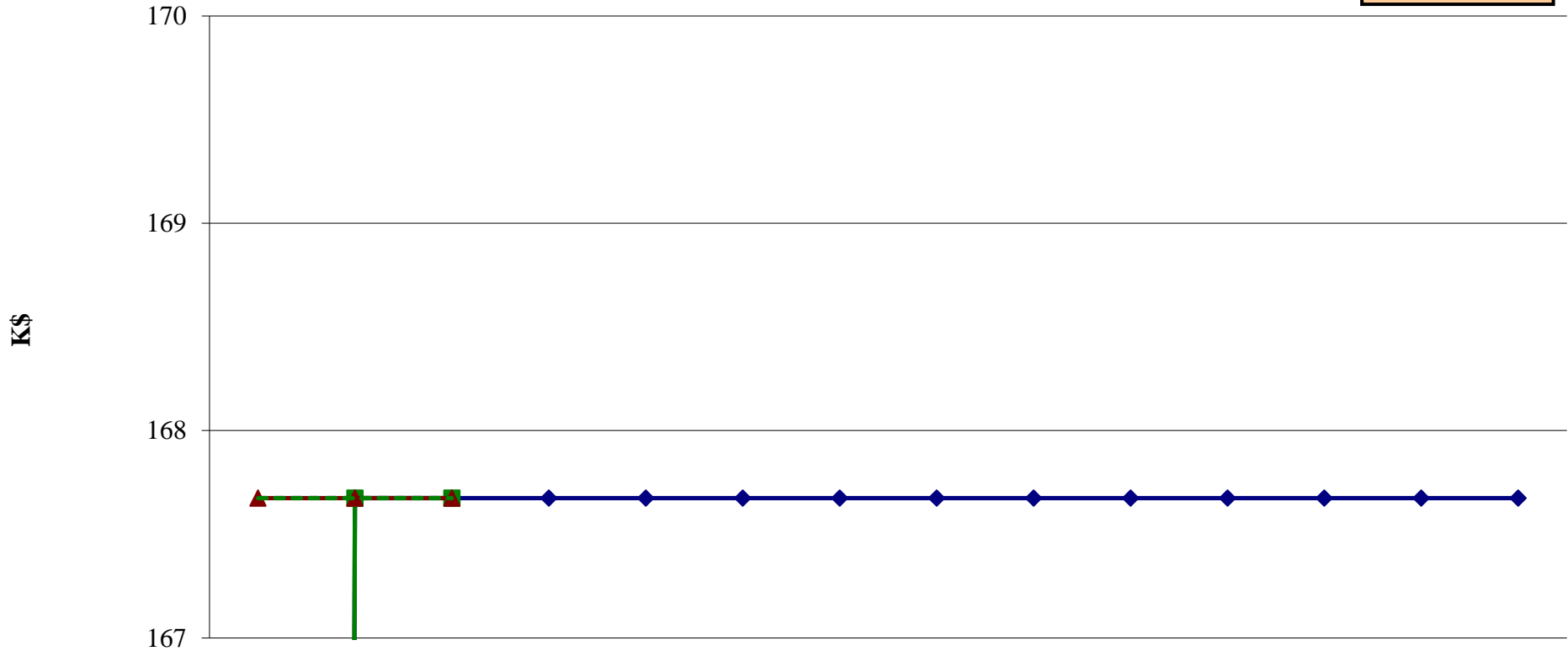
12 GeV 1.5.6.2 Installation Earned Value \$K



	Aug-13	Sep-13	Oct-13	Nov-13	Dec-13	Jan-14	Feb-14	Mar-14	Apr-14	May-14	Jun-14	Jul-14	Aug-14	Sep-14
BCWS	3,001	3,683	3,991	4,345	4,635	5,015	5,218	5,329	5,482	5,620	5,706	5,782	5,899	5,994
BCWP	2,804	3,661	4,020											
ACWP	3,460	3,652	3,970											
Obligated	3,555	3,741	4,003											
Pending	3,556	3,773	4,031											

12 GeV 1.5.6.3 Cryogenics Earned Value \$K

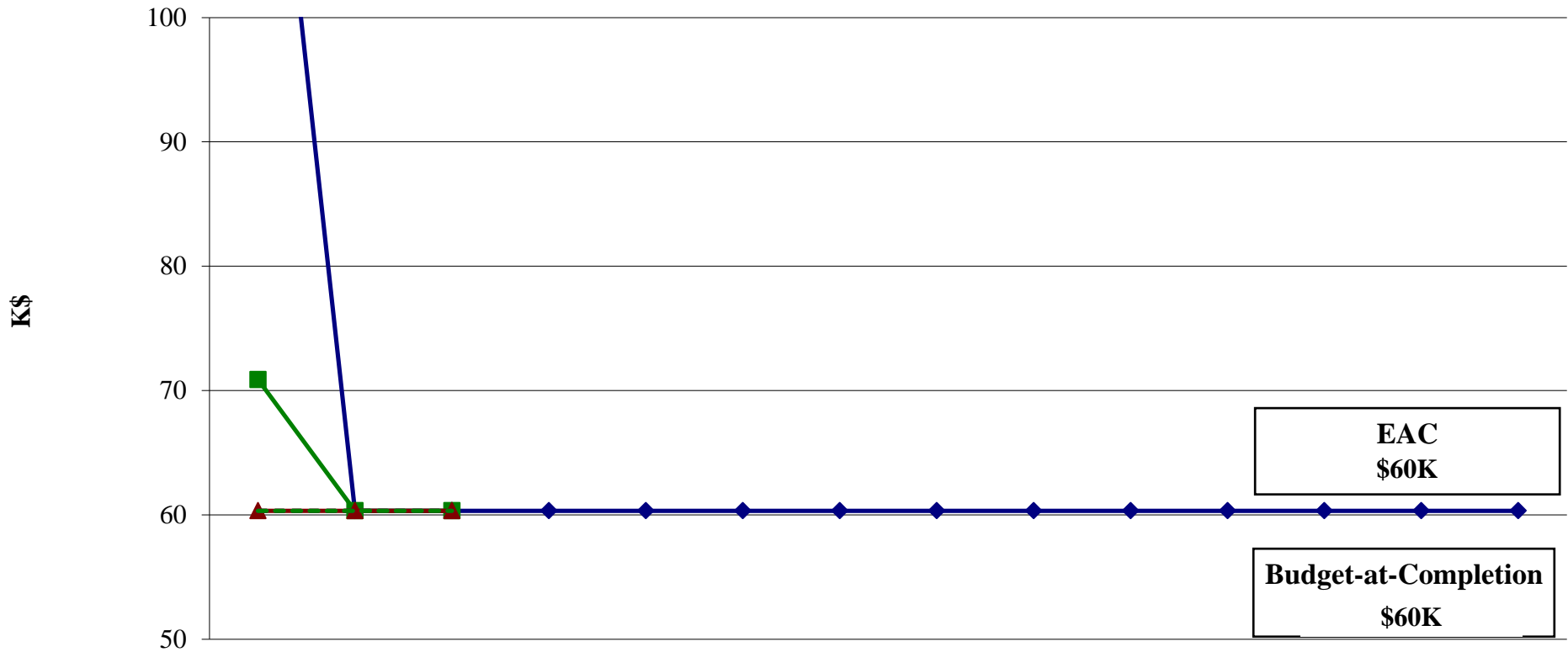
Account
Closed



	Aug-13	Sep-13	Oct-13	Nov-13	Dec-13	Jan-14	Feb-14	Mar-14	Apr-14	May-14	Jun-14	Jul-14	Aug-14	Sep-14
BCWS	26	168	168	168	168	168	168	168	168	168	168	168	168	168
BCWP	26	168	168											
ACWP	168	168	168											
Obligated	168	168	168											
Pending	168	168	168											

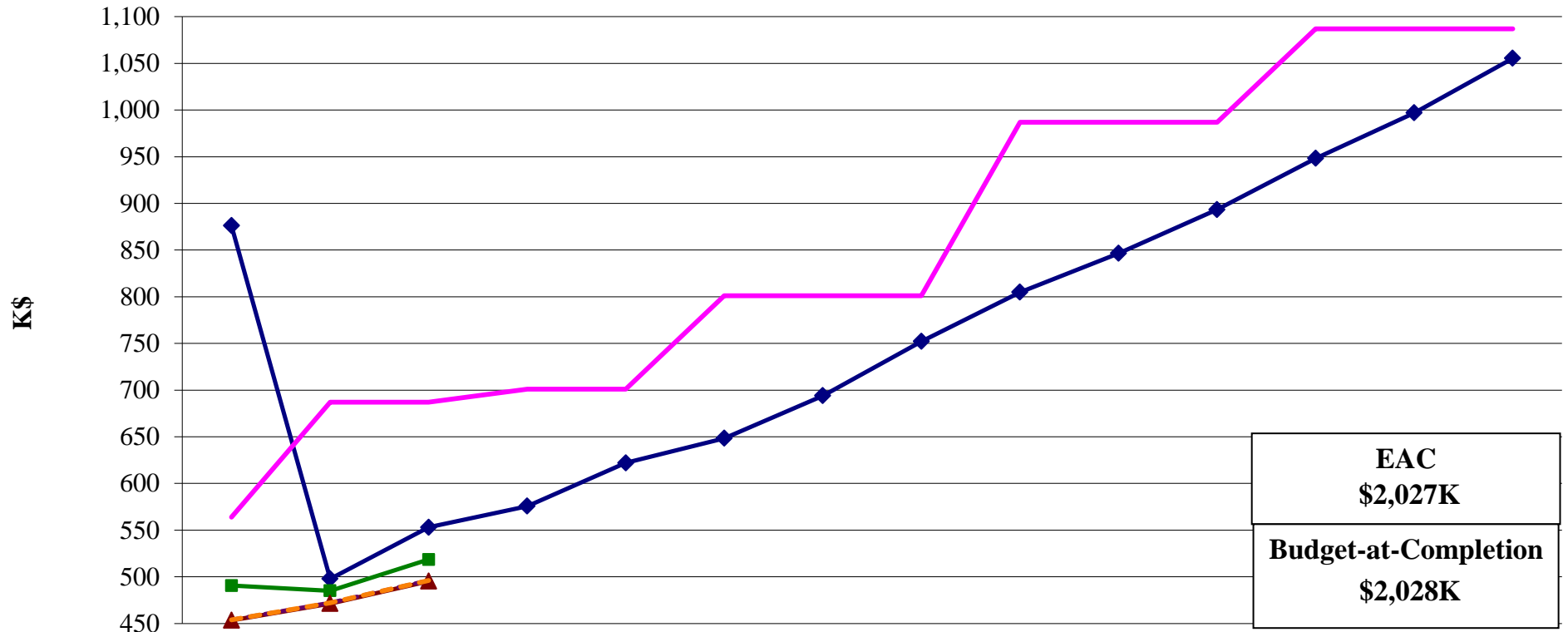
12 GeV 1.5.7 Spare Solenoid Earned Value \$K

**Account
Closed**



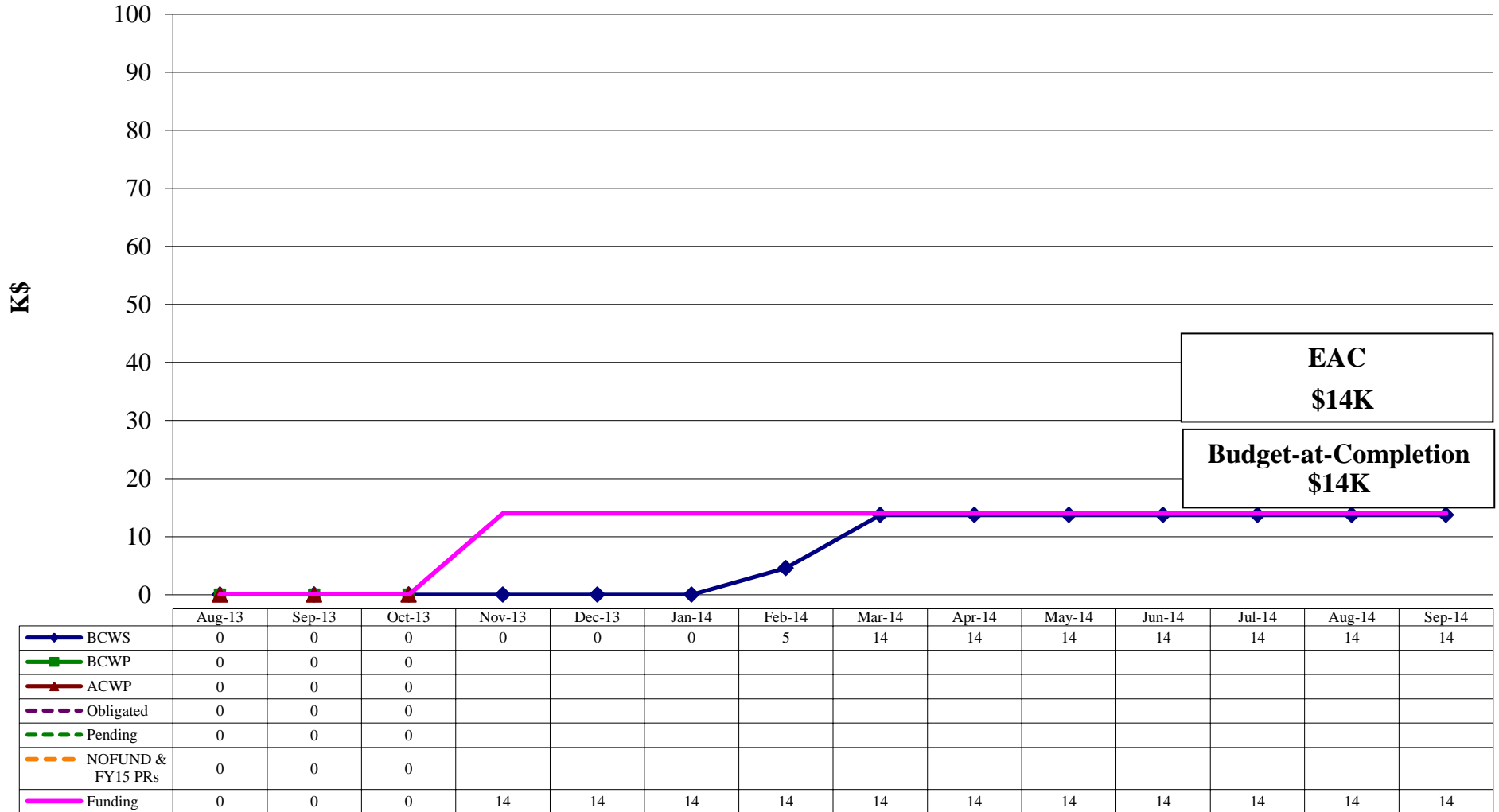
	Aug-13	Sep-13	Oct-13	Nov-13	Dec-13	Jan-14	Feb-14	Mar-14	Apr-14	May-14	Jun-14	Jul-14	Aug-14	Sep-14
BCWS	132	60	60	60	60	60	60	60	60	60	60	60	60	60
BCWP	71	60	60											
ACWP	60	60	60											
Obligated	60	60	60											
Pending	60	60	60											

12 GeV 1.8.2 Halls Pre-Ops Earned Value \$K

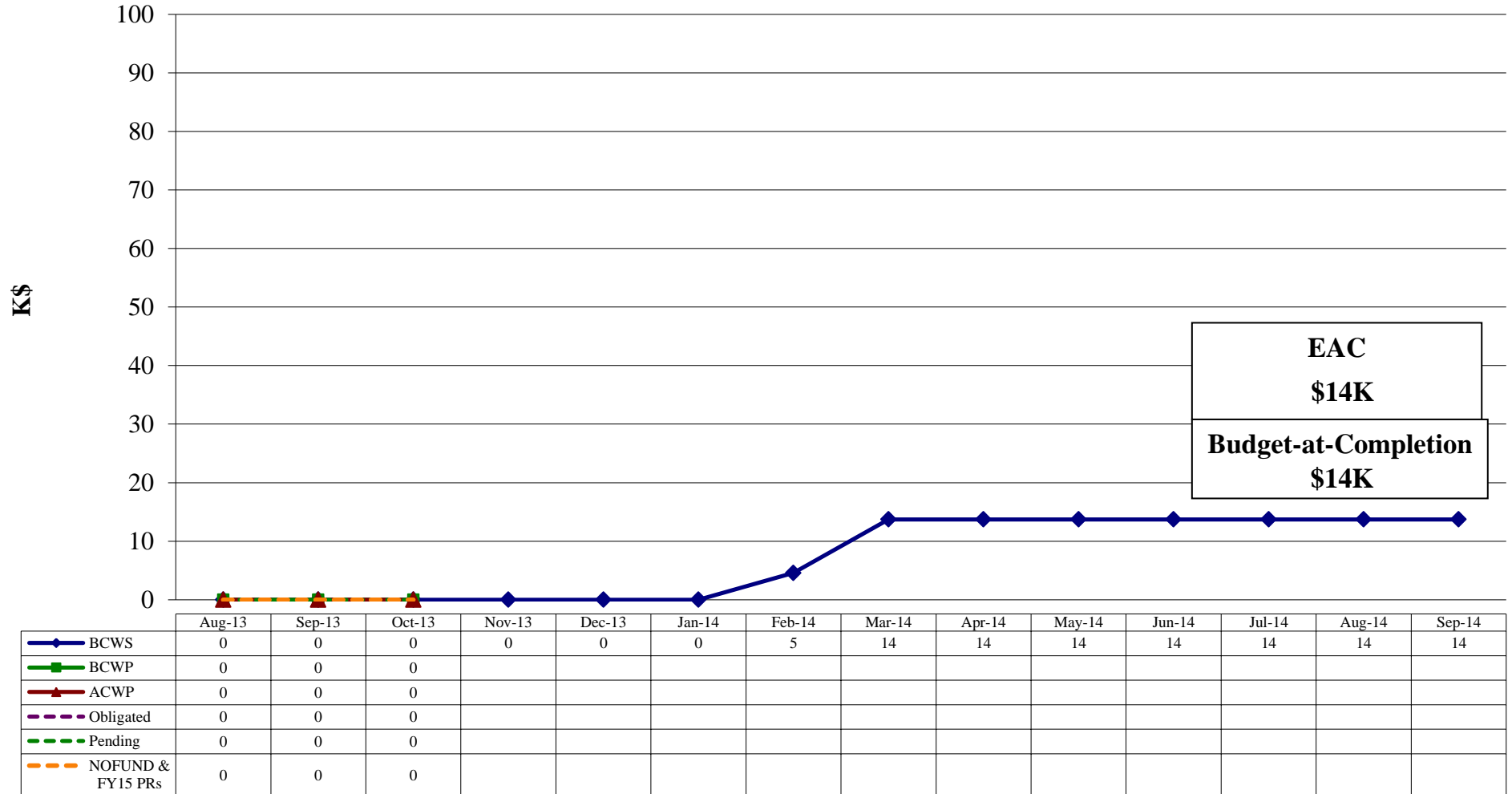


	Aug-13	Sep-13	Oct-13	Nov-13	Dec-13	Jan-14	Feb-14	Mar-14	Apr-14	May-14	Jun-14	Jul-14	Aug-14	Sep-14
BCWS	876	498	553	576	622	648	694	752	805	847	893	948	997	1,055
BCWP	491	485	518											
ACWP	453	471	495											
Obligated	454	472	496											
Pending	1													
NOFUND & FY15 PRs	454	472	496											
Funding	564	687	687	701	701	801	801	801	987	987	987	1,087	1,087	1,087

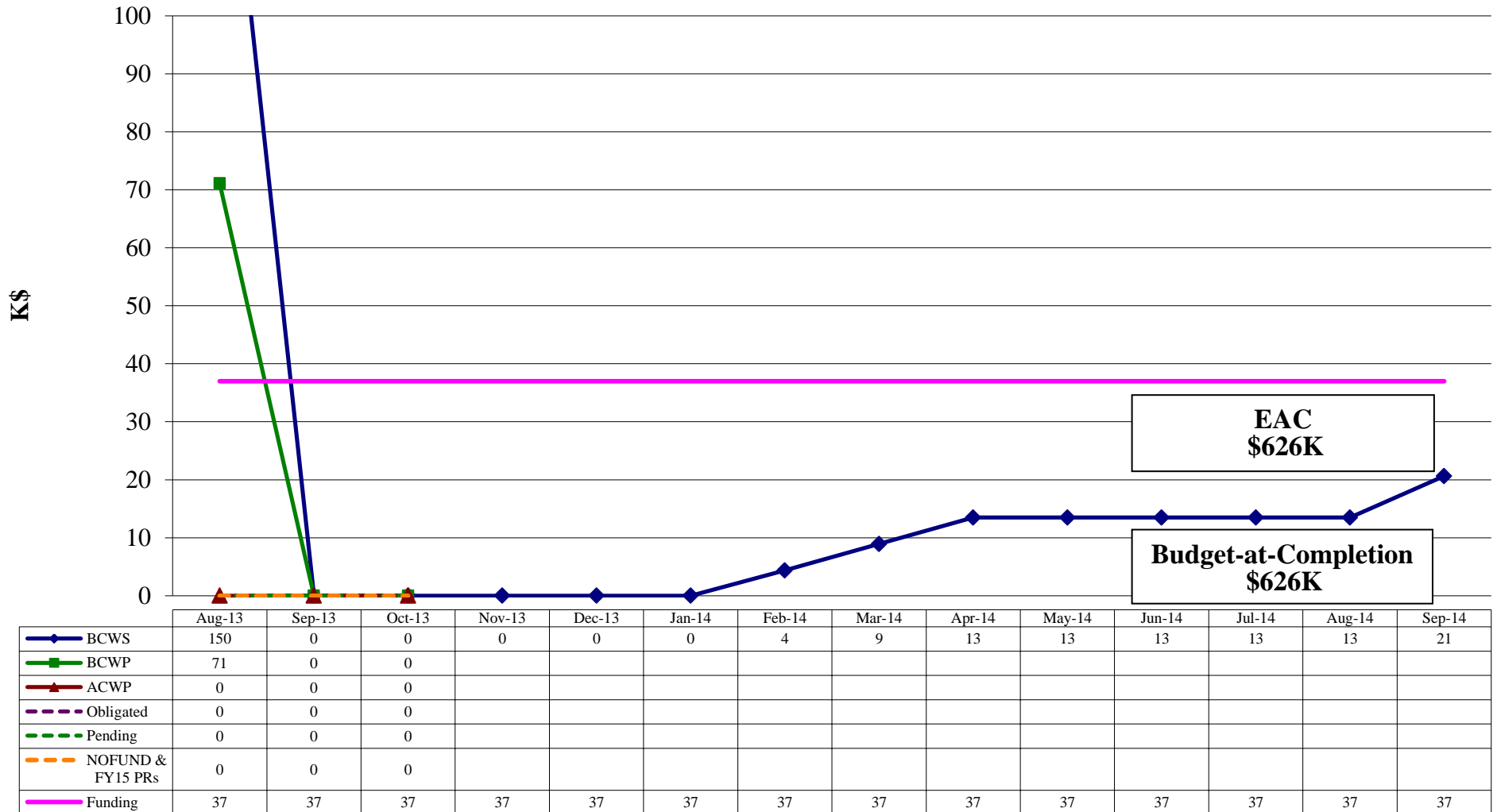
12 GeV 1.8.2.1 Hall A Checkout & Beam Commissioning Earned Value \$K



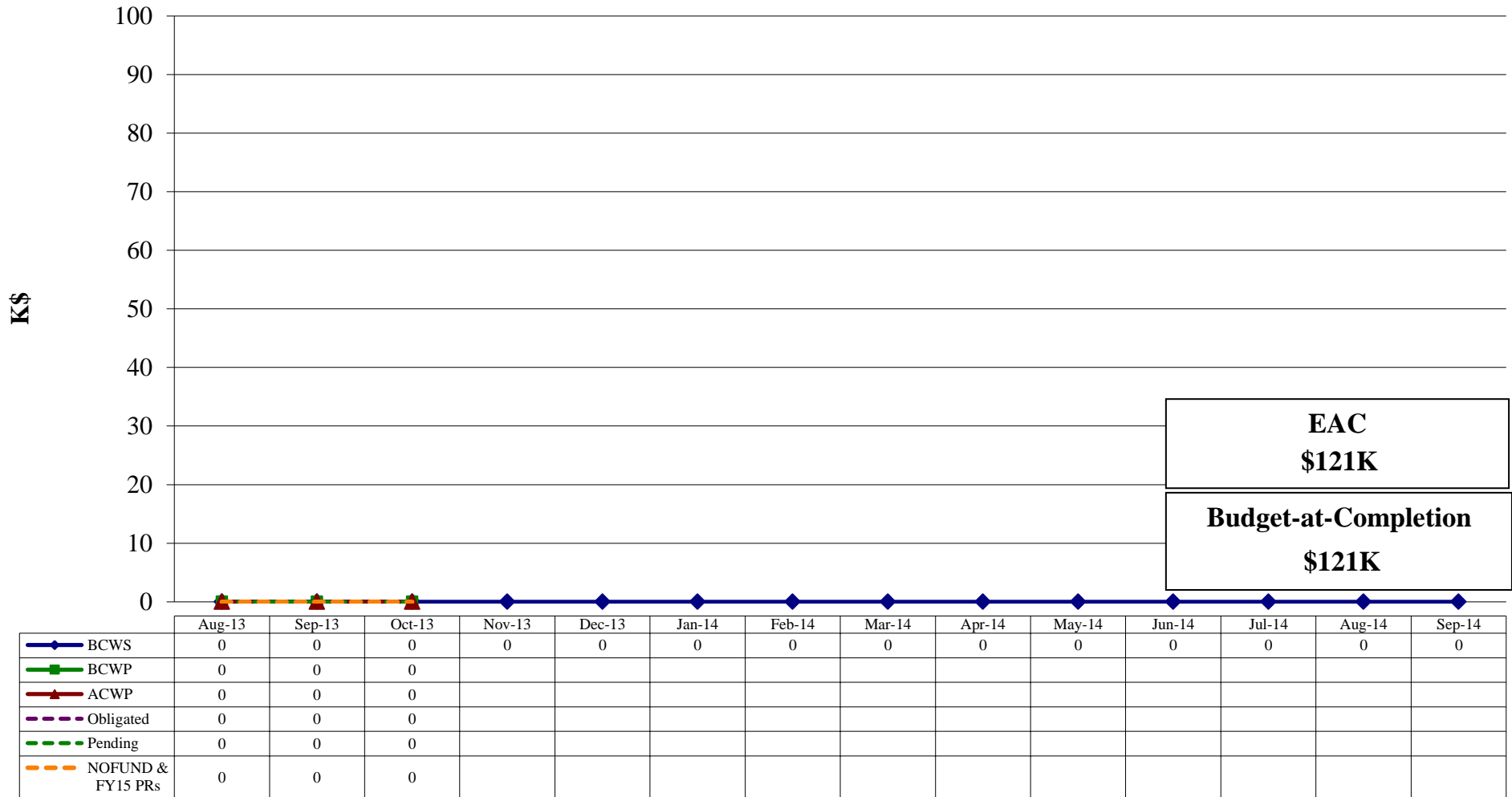
12 GeV 1.8.2.1.X Hall A Commissioning with Beam Earned Value \$K



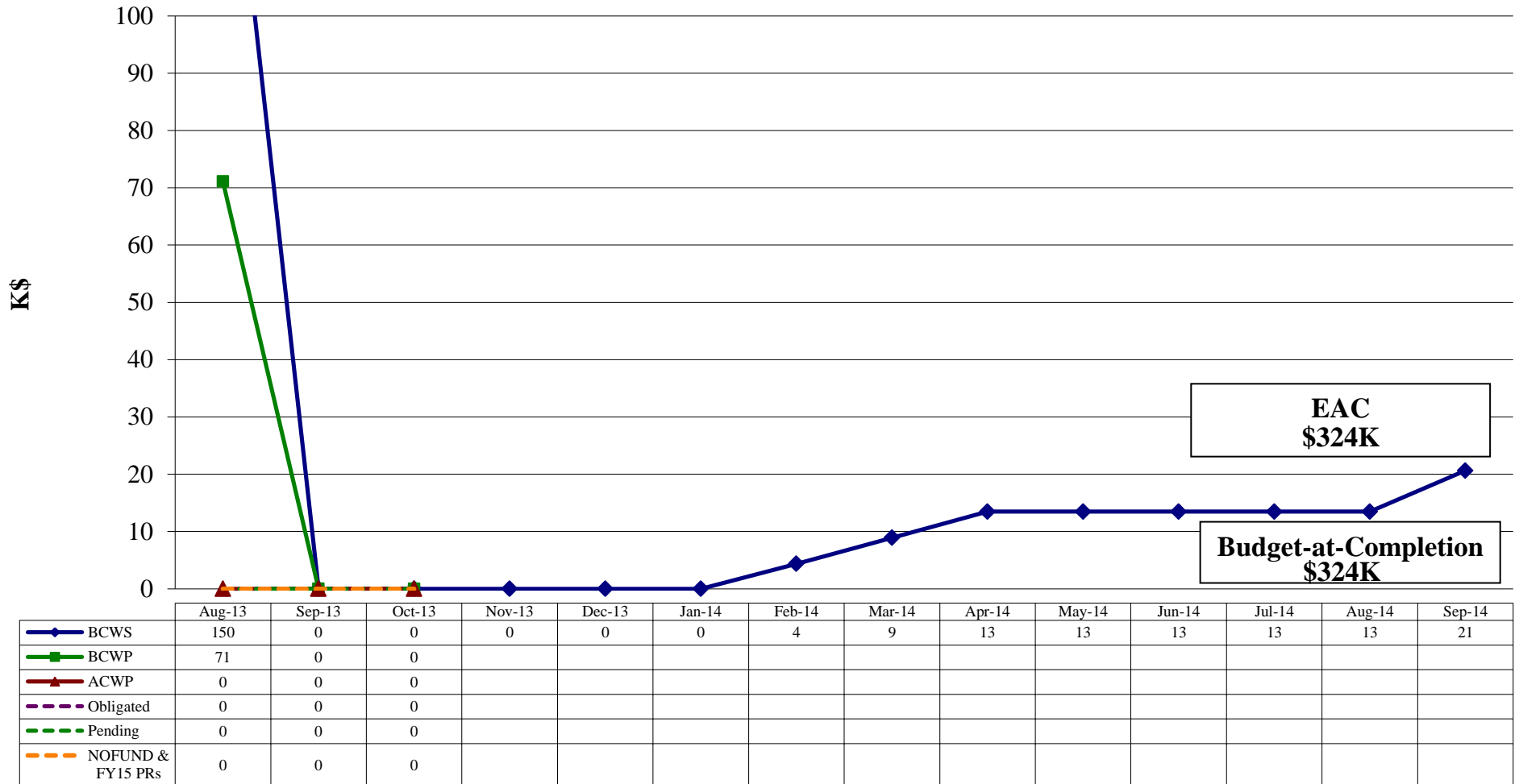
12 GeV 1.8.2.2 Hall B Checkout & Beam Commissioning Earned Value \$K



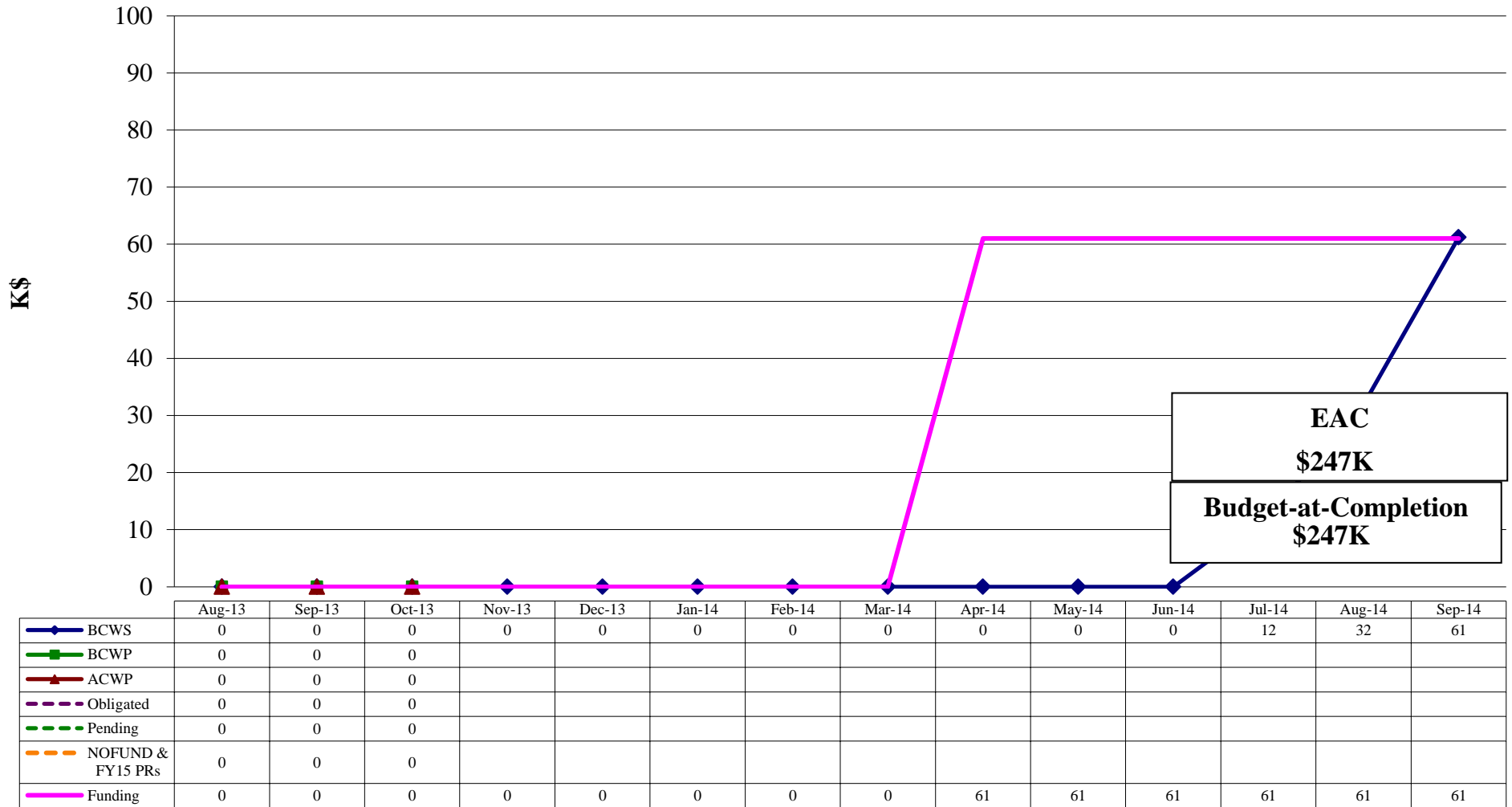
12 GeV 1.8.2.2.X Hall B Commissioning with Beam Earned Value \$K



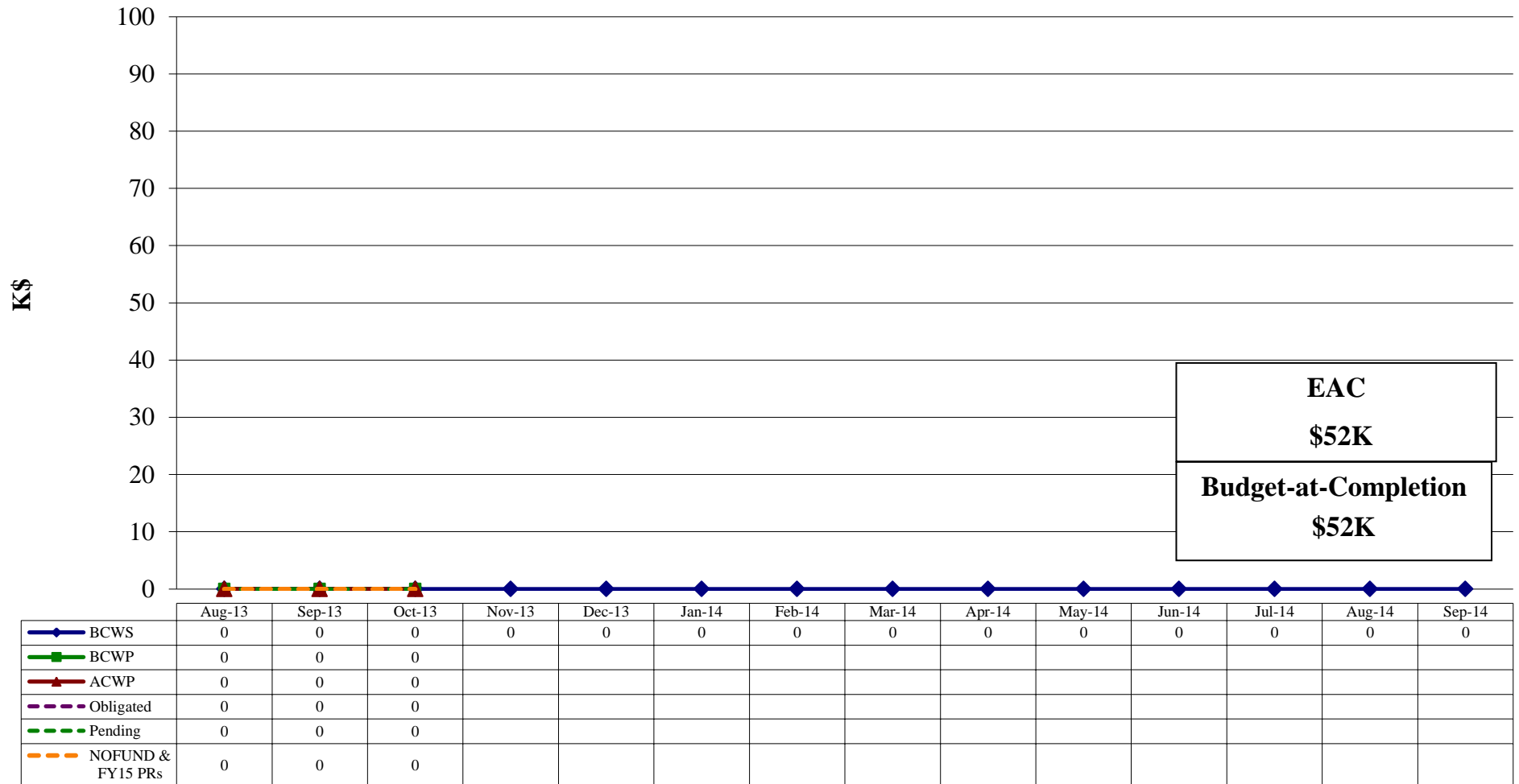
12 GeV 1.8.2.2.3 Hall B Trigger, DAQ and Online Software Checkout Earned Value \$K



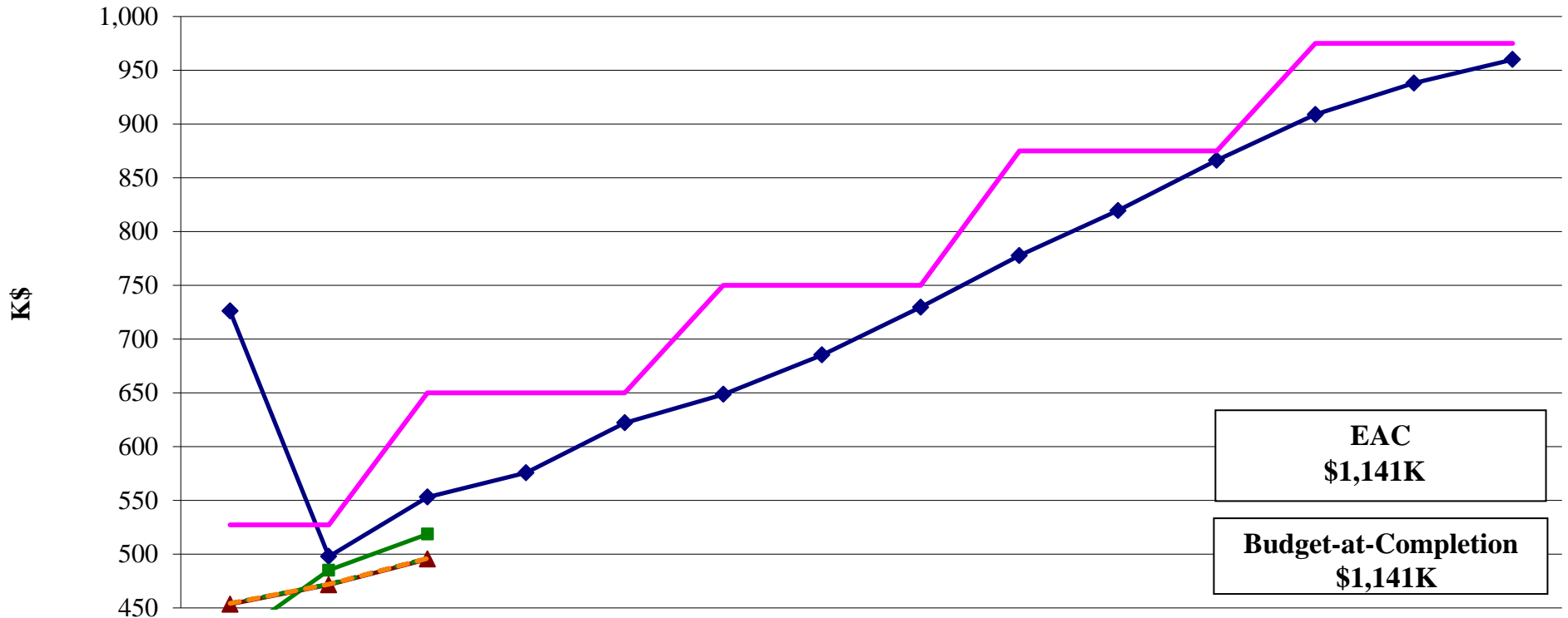
12 GeV 1.8.2.3 Hall C Checkout & Beam Commissioning Earned Value \$K



12 GeV 1.8.2.3.X Hall C Commissioning with Beam Earned Value \$K

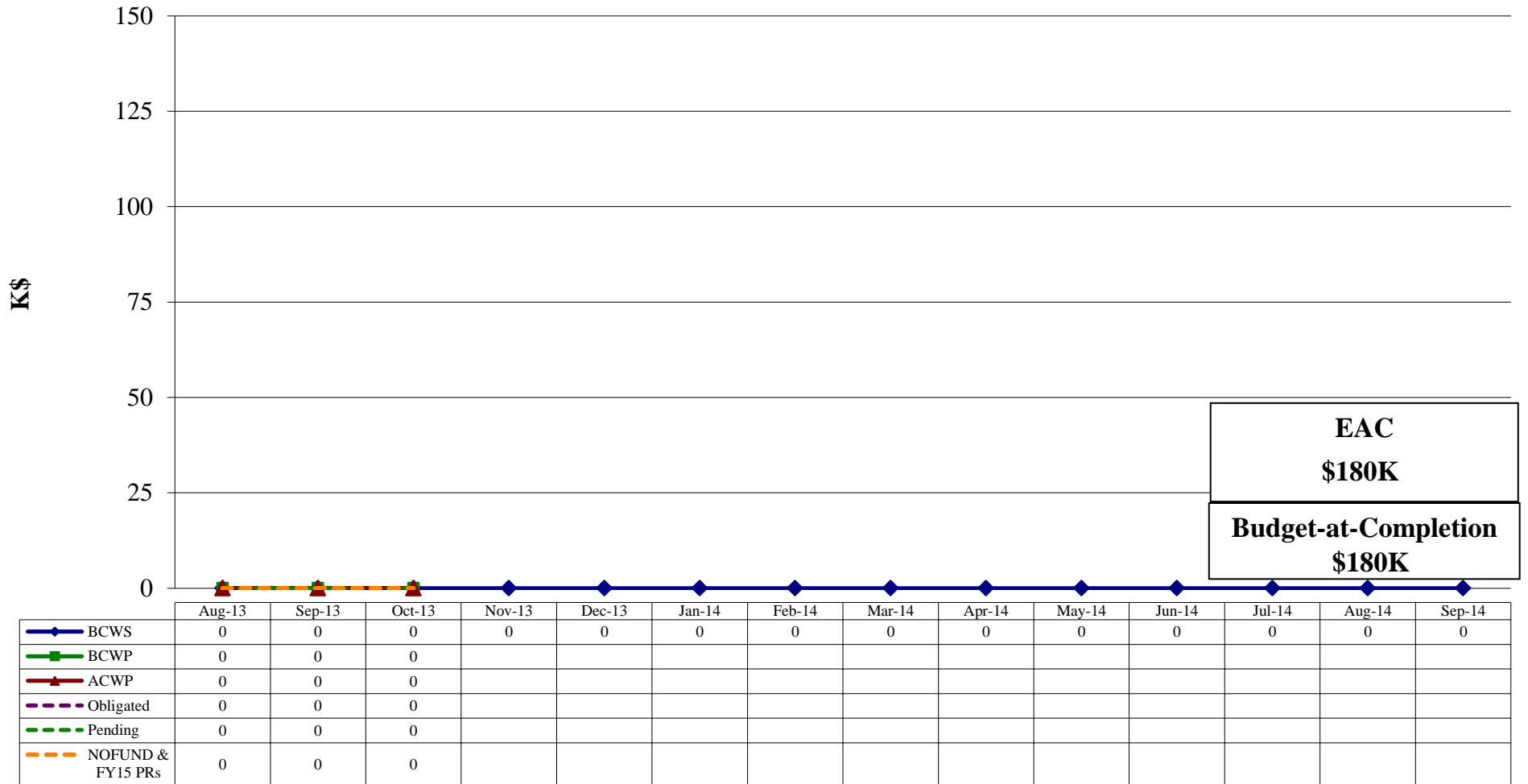


12 GeV 1.8.2.4 Hall D Checkout & Beam Commissioning Earned Value \$K

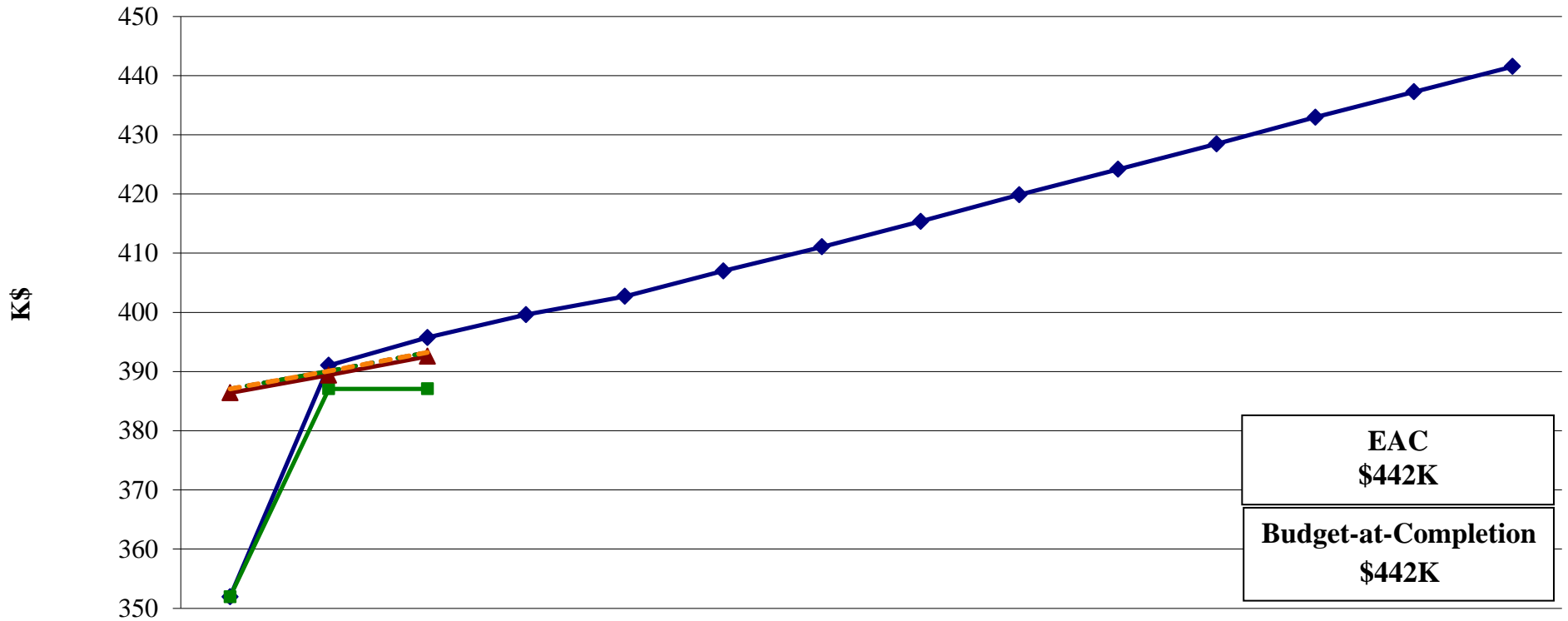


	Aug-13	Sep-13	Oct-13	Nov-13	Dec-13	Jan-14	Feb-14	Mar-14	Apr-14	May-14	Jun-14	Jul-14	Aug-14	Sep-14
BCWS	726	498	553	576	622	648	685	730	778	819	866	909	938	960
BCWP	419	485	518											
ACWP	453	471	495											
Obligated	454	472	496											
Pending	454	472	496											
NOFUND & FY15 PRs	454	472	496											
Funding	527	527	650	650	650	750	750	750	875	875	875	975	975	975

12 GeV 1.8.2.4.X Hall D Commissioning with Beam Earned Value \$K



12 GeV 1.8.2.4.1 Hall D Solenoid Commissioning Earned Value \$K

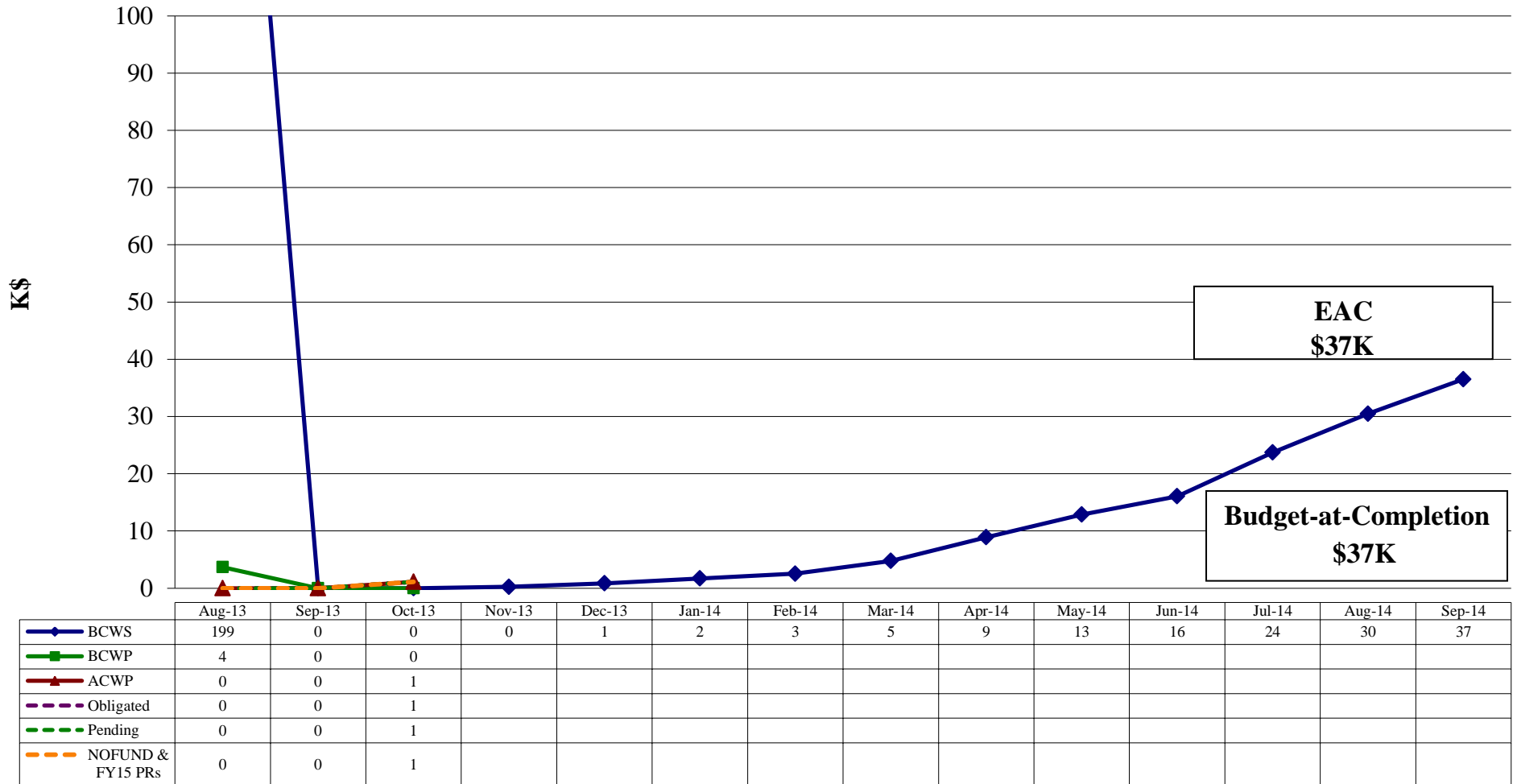


EAC \$442K
Budget-at-Completion \$442K

	Aug-13	Sep-13	Oct-13	Nov-13	Dec-13	Jan-14	Feb-14	Mar-14	Apr-14	May-14	Jun-14	Jul-14	Aug-14	Sep-14
BCWS	352	391	396	400	403	407	411	415	420	424	428	433	437	442
BCWP	352	387	387											
ACWP	386	389	393											
Obligated	387	390	393											
Pending	387	390	393											
NOFUND & FY15 PRs	387	390	393											

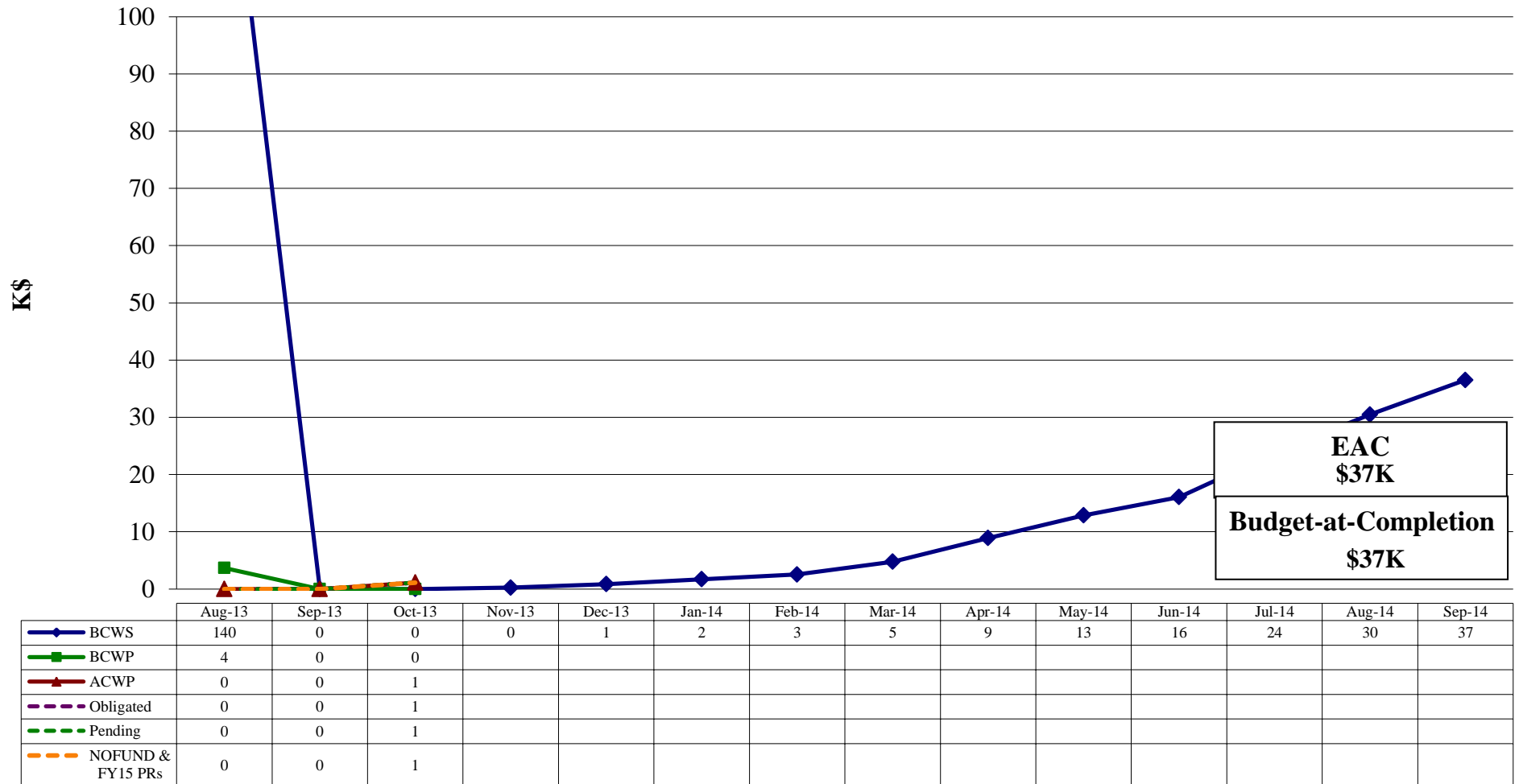
12 GeV 1.8.2.4.3 Hall D Online Checkout

Earned Value \$K



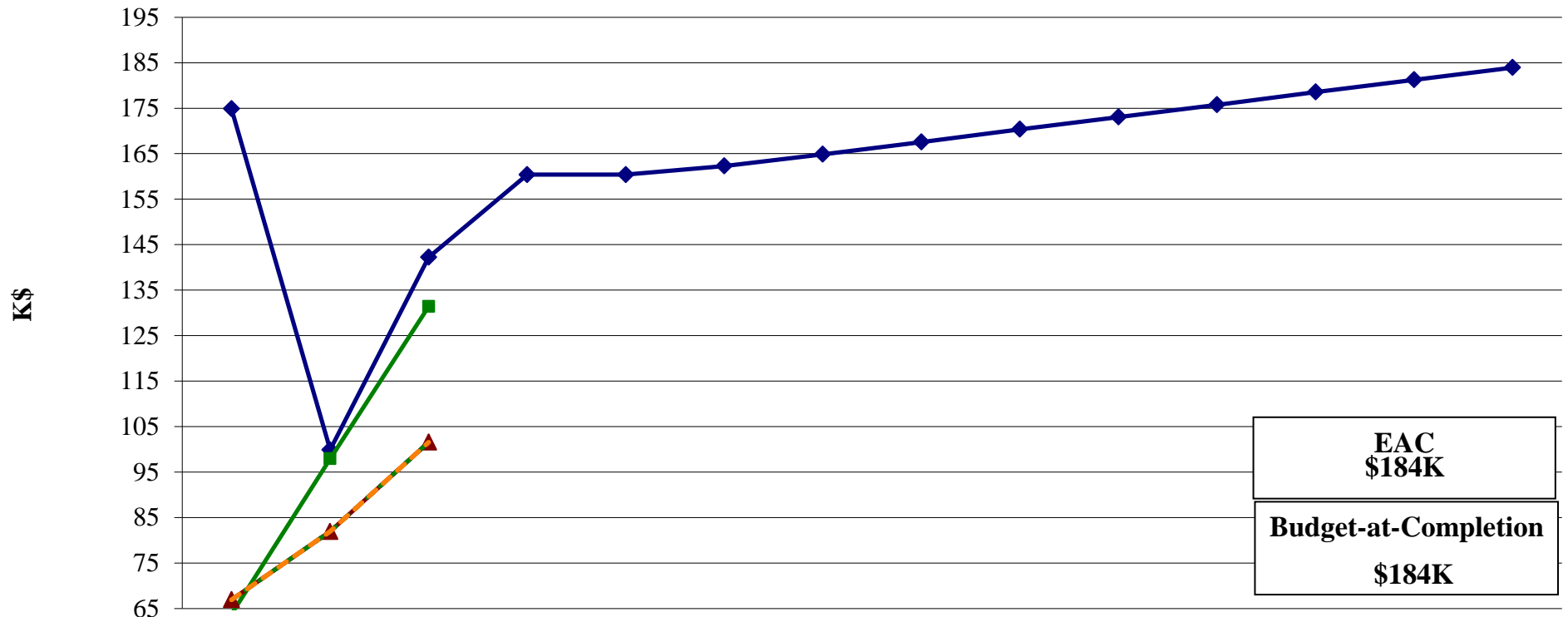
12 GeV 1.8.2.4.3.2 Hall D Software Checkout

Earned Value \$K



12 GeV 1.8.2.4.4 Hall D Trigger & Electronics Checkout

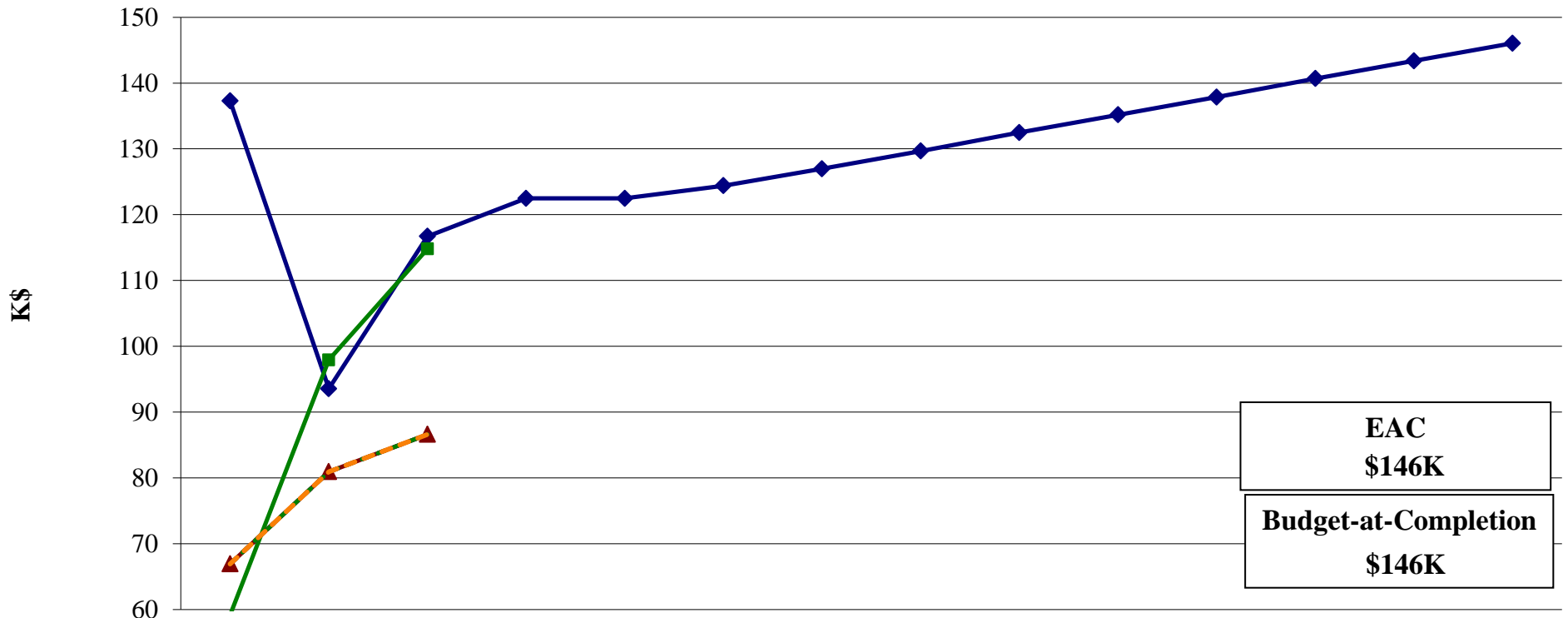
Earned Value \$K



EAC \$184K
Budget-at-Completion \$184K

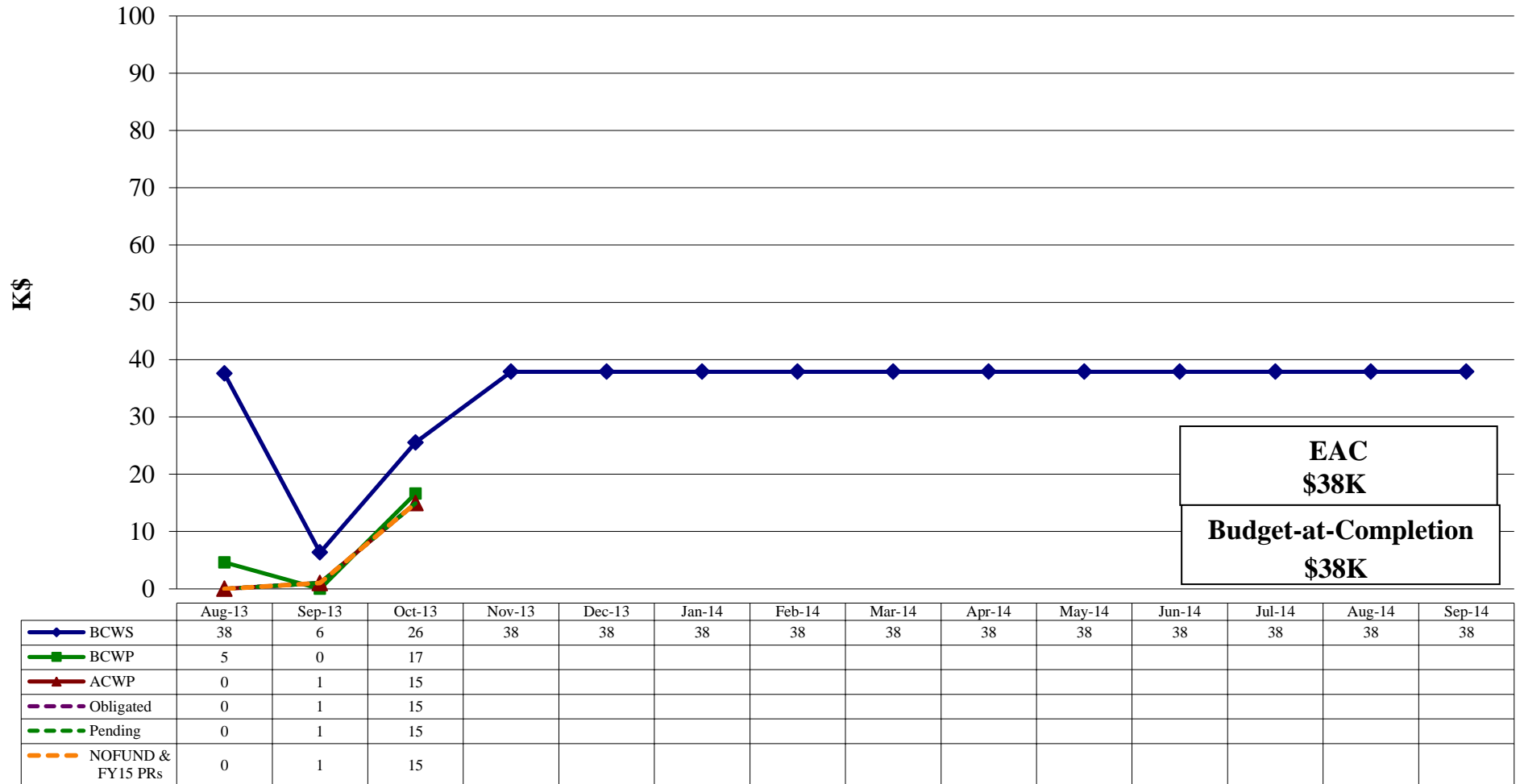
	Aug-13	Sep-13	Oct-13	Nov-13	Dec-13	Jan-14	Feb-14	Mar-14	Apr-14	May-14	Jun-14	Jul-14	Aug-14	Sep-14
BCWS	175	100	142	160	160	162	165	168	170	173	176	179	181	184
BCWP	64	98	131											
ACWP	67	82	102											
Obligated	67	82	102											
Pending	67	82	102											
NOFUND & FY15 PRs	67	82	102											

12 GeV 1.8.2.4.4.3 Hall D Trigger Boards-Acceptance Testing Earned Value \$K

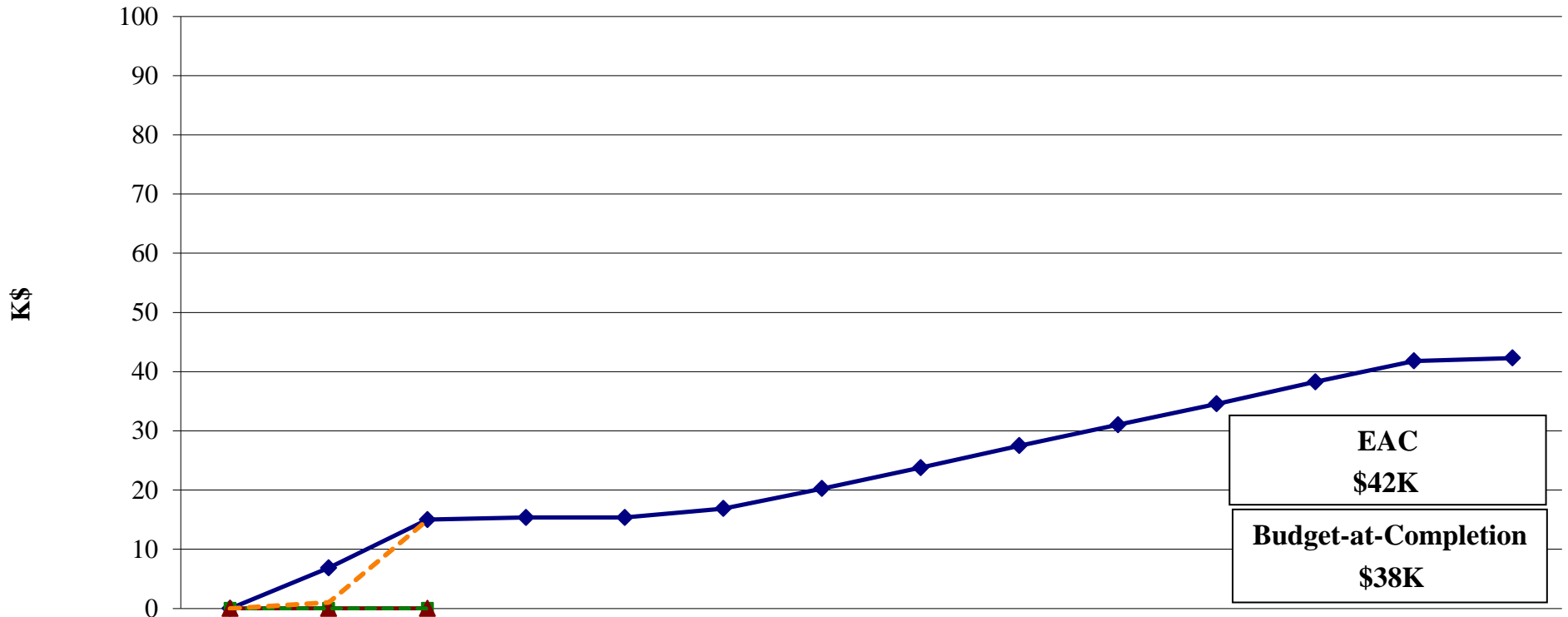


	Aug-13	Sep-13	Oct-13	Nov-13	Dec-13	Jan-14	Feb-14	Mar-14	Apr-14	May-14	Jun-14	Jul-14	Aug-14	Sep-14
BCWS	137	94	117	122	122	124	127	130	132	135	138	141	143	146
BCWP	59	98	115											
ACWP	67	81	87											
Obligated	67	81	87											
Pending	67	81	87											
NOFUND & FY15 PRs	67	81	87											

12 GeV 1.8.2.4.4.6 Hall D Detector Electronics Boards Checkout Earned Value \$K



12 GeV 1.8.2.4.5 Hall D Beamline Earned Value \$K



	Aug-13	Sep-13	Oct-13	Nov-13	Dec-13	Jan-14	Feb-14	Mar-14	Apr-14	May-14	Jun-14	Jul-14	Aug-14	Sep-14
BCWS	0	7	15	15	15	17	20	24	27	31	35	38	42	42
BCWP	0	0	0											
ACWP	0	0	0											
Obligated	0	0	0											
Pending	0	0	0											
NOFUND & FY15 PRs	0	1	15											

12 GeV 1.8.2.4.5.3 Hall D Beamline Component Testing Earned Value \$K

