

Activity ID	CR	Activity Name	Start	Finish	Original Duration	Budgeted Labor Units	Budgeted Labor Cost	Budgeted Material Cost	Budgeted Total Cost	Budgeted Nonlabor Cost	Total Float	FY2014	FY2015	FY2016	FY2017	FY2018	FY2019	FY2020	FY2021
<b>COSTED BL13-015 12 GeV CR12-040,13-001D,03,08,09,02,04,05,12,11,06 14,</b>												29-Sep-17, COSTED BL13-015							
<b>1.M MILESTONES</b>												29-Sep-17, 1.M MILESTONES							
<b>1.01 LEVEL 1 MILESTONES</b>												29-Sep-17, 1.01 LEVEL 1 MILESTONES							
1-7M		CD-4A ( Approve Accelerator Completion & Start of Operations)		23-Dec-14*	0.00	0.00	\$0	\$0	\$0	\$0	0.00								
1-8M		CD-4B (Approve Proj Compltn & Start of Operations)		29-Sep-17*	0.00	0.00	\$0	\$0	\$0	\$0	0.00								
<b>1.02A LEVEL 2 ACCELERATOR MILESTONES</b>												25-Jun-14, 1.02A LEVEL 2 ACCELERATOR MILESTONES							
2-03M		Accelerator Commissioned		20-Dec-13*	0.00	0.00	\$0	\$0	\$0	\$0	0.00								
2-25M		Box Supply Installtn Comptd		25-Jun-14	0.00	0.00	\$0	\$0	\$0	\$0	0.00								
2-26M		Accel Installtn Comptd Except for All Power Supplies		29-Oct-13	0.00	0.00	\$0	\$0	\$0	\$0	4.40								
<b>1.02H LEVEL 2 HALLS A, B &amp; C MILESTONES</b>												10-Feb-16, 1.02H LEVEL 2 HALLS A, B & C MILESTONES							
2-08M		Installation of Experimental Equipment into H-A is Completed		11-Oct-13*	0.00	0.00	\$0	\$0	\$0	\$0	9.60								
2-09M		Hall-A Beam Commissioning Completed		05-Mar-14*	0.00	0.00	\$0	\$0	\$0	\$0	3.60								
2-27M		Hall C Q1 Magnet Delivered		30-Jun-14*	0.00	0.00	\$0	\$0	\$0	\$0	17.40								
2-28M		Hall C HB Magnet Delivered		23-Jul-14*	0.00	0.00	\$0	\$0	\$0	\$0	9.80								
2-29M		Hall C Dipole Delivered		18-May-15*	0.00	0.00	\$0	\$0	\$0	\$0	0.00								
2-30M		Hall C Q2 Magnet Delivered		19-Jun-15*	0.00	0.00	\$0	\$0	\$0	\$0	3.60								
2-31M		Hall C Q3 Magnet Delivered		26-Aug-15*	0.00	0.00	\$0	\$0	\$0	\$0	1.20								
2-32M		Installtn of Expermntl Equipmnt into H-C is Comptd		23-Dec-15*	0.00	0.00	\$0	\$0	\$0	\$0	0.00								
2-33M		Hall C Beam Commissioning Complete		08-Feb-16*	0.00	0.00	\$0	\$0	\$0	\$0	7.60								
2-34M		Hall B Torus Cold Mass Delivered		30-Sep-14*	0.00	0.00	\$0	\$0	\$0	\$0	0.00								
2-35M		Hall B Solenoid Cryostated Coil Delivered		26-Nov-14*	0.00	0.00	\$0	\$0	\$0	\$0	3.40								
2-36M		Installtn of Expermntl Equipmnt into H-B is Comptd		18-Dec-15*	0.00	0.00	\$0	\$0	\$0	\$0	0.60								
2-37M		Hall B Beam Commissioning Complete		10-Feb-16*	0.00	0.00	\$0	\$0	\$0	\$0	7.20								
<b>1.02D LEVEL 2 HALL D MILESTONES</b>												11-Dec-14, 1.02D LEVEL 2 HALL D MILESTONES							
2-12M		Hall-D Equipment Installation Completed		30-Sep-14*	0.00	0.00	\$0	\$0	\$0	\$0	0.00								
2-13M		Hall-D Beam Commissioning Completed		11-Dec-14*	0.00	0.00	\$0	\$0	\$0	\$0	1.60								
<b>1.02C LEVEL 2 CIVIL MILESTONES</b>												02-Oct-15, 1.02C LEVEL 2 CIVIL MILESTONES							
2-38M		Conventional Facilt's Comptd		02-Oct-15*	0.00	0.00	\$0	\$0	\$0	\$0	11.20								
<b>1.03A LEVEL 3 ACCELERATOR MILESTONES</b>												07-Feb-14, 1.03A LEVEL 3 ACCELERATOR MILESTONES							
32-05M		Start Accel Beam Commssng		14-Nov-13	0.00	0.00	\$0	\$0	\$0	\$0	0.00								
3A-42M		MPS Installtn Comptd		20-Dec-13	0.00	0.00	\$0	\$0	\$0	\$0	20.00								
3A-43M		H-A BL Installtn Comptd		11-Oct-13	0.00	0.00	\$0	\$0	\$0	\$0	9.60								
3A-44M		H-B BL Installtn Comptd		11-Nov-13	0.00	0.00	\$0	\$0	\$0	\$0	25.20								
3A-46M		H-C BL Installtn Comptd		15-Nov-13	0.00	0.00	\$0	\$0	\$0	\$0	24.40								
3A-47M		Cryomodule Installtn Comptd		11-Oct-13	0.00	0.00	\$0	\$0	\$0	\$0	4.20								
3A-48M		Trim Supply Installtn Comptd		04-Feb-14	0.00	0.00	\$0	\$0	\$0	\$0	7.00								
3A-49M		PSS Installtn Comptd		15-Jan-14	0.00	0.00	\$0	\$0	\$0	\$0	12.20								
3A-53M		H-D BL Installtn Comptd		07-Feb-14	0.00	0.00	\$0	\$0	\$0	\$0	9.20								
3A-54M		S/R Installtn Comptd		29-Oct-13	0.00	0.00	\$0	\$0	\$0	\$0	2.80								
3A-58M		End of Long Accel Constr Down		13-Sep-13*	0.00	0.00	\$0	\$0	\$0	\$0	0.00								
<b>1.03P LEVEL 3 PHYSICS MILESTONES</b>												10-Feb-16, 1.03P LEVEL 3 PHYSICS MILESTONE							
3P-12M		Start E-B Commssng of H-A Detctr's, Electrnc's, & BL Devices		28-Feb-14*	0.00	0.00	\$0	\$0	\$0	\$0	3.80								
3P-16M		Start E-B Commssng of H-D Detctr's, Electrnc's, & BL Devices		19-Nov-14*	0.00	0.00	\$0	\$0	\$0	\$0	1.60								
3P-18M		Start E-B Commssng of H-C Detctr's, Electrnc's, & BL Devices		02-Feb-16*	0.00	0.00	\$0	\$0	\$0	\$0	7.60								
3P-20M		Start E-B Commssng of H-B Detctr's, Electrnc's, & BL Devices		28-Jan-16*	0.00	0.00	\$0	\$0	\$0	\$0	7.20								
3P-21M		E-B Commssng of H-B Detctr's, Electrnc's, & BL Devices Comptd		10-Feb-16	0.00	0.00	\$0	\$0	\$0	\$0	8.00								
3P-22M		E-B Commssng of H-C Detctr's, Electrnc's, & BL Devices Comptd		08-Feb-16	0.00	0.00	\$0	\$0	\$0	\$0	8.40								
3P-25M		10 GeV Beam to Hall D Tagger		14-Mar-14*	0.00	0.00	\$0	\$0	\$0	\$0	4.20								
3P-26M		Torus Assembled and Tested		01-Oct-15	0.00	0.00	\$0	\$0	\$0	\$0	3.40								
<b>1.04A LEVEL 4 ACCELERATOR MILESTONES</b>												14-Mar-14, 1.04A LEVEL 4 ACCELERATOR MILESTONES							
4A-06M		Pwr (Mag) Installtn Comptd		04-Feb-14	0.00	0.00	\$0	\$0	\$0	\$0	7.00								
4A-07M		Linac Installtn Comptd		11-Oct-13	0.00	0.00	\$0	\$0	\$0	\$0	6.80								
4A-08M		Accelerator Beam Transport Comptd		29-Oct-13	0.00	0.00	\$0	\$0	\$0	\$0	4.40								

— Primary Baseline   
 ■ Remaining Work   
 ◆ Baseline Milestone  
■ Actual Work   
 ■ Critical Remaining Work   
 ◆ Milestone

Activity ID	CR 14-001	Activity Name	Start	Finish	Original Duration	Budgeted Labor Units	Budgeted Labor Cost	Budgeted Material Cost	Budgeted Total Cost	Budgeted Nonlabor Cost	Total Float	B	FY2014	FY2015	FY2016	FY2017	FY2018	FY2019	FY2020	Z1
4A-09M		I&C/Sfty for Accelerator Installn Comptd		25-Oct-13	0.00	0.00	\$0	\$0	\$0	\$0	2.20									
4A-10M		Start Accel Hot Chkout	15-Oct-13		0.00	0.00	\$0	\$0	\$0	\$0	0.00									
4A-11M		Beam Transport to Halls Comptd		07-Feb-14	0.00	0.00	\$0	\$0	\$0	\$0	14.60									
4A-12M		I&C/Sfty Installn Comptd		14-Mar-14	0.00	0.00	\$0	\$0	\$0	\$0	4.20									
<b>1.09FA LEVEL 9 FUNDING AVAILABLE MILESTONES</b>			01-Oct-13	01-Oct-14	49.60	0.00	\$0	\$0	\$0	\$0	0.00									
9-140M		FY14 Funds Available	01-Oct-13*		0.00	0.00	\$0	\$0	\$0	\$0	0.00									
9-155M		FY15 Funds Available	01-Oct-14*		0.00	0.00	\$0	\$0	\$0	\$0	0.00									
<b>1.3 CONSTRUCTION ACCELERATOR SYSTEMS</b>			03-Sep-13	31-Oct-14	58.20	736.51	\$1,639,826	\$2,337,710	\$4,094,494	\$116,959	22.20									
<b>1.3.2 POWER SYSTEMS</b>			03-Sep-13	30-Sep-14	53.60	159.88	\$364,024	\$1,770,052	\$2,167,778	\$33,701	26.80									
<b>1.3.2.1 RF</b>			03-Sep-13	06-Nov-13	9.40	0.77	\$2,644	\$0	\$2,644	\$0	6.60									
<b>1.3.2.1.1 POWER</b>			03-Sep-13	30-Sep-13	4.00	0.77	\$2,644	\$0	\$2,644	\$0	12.00									
<b>1.3.2.1.1.1 KLYSTRONS</b>			03-Sep-13	30-Sep-13	4.00	0.40	\$1,881	\$0	\$1,881	\$0	12.00									
23211914L		Proj Admin ongoing (Klystrons)	03-Sep-13	30-Sep-13	4.00	0.40	\$1,881	\$0	\$1,881	\$0	11.60									
<b>1.3.2.1.1.3 WAVEGUIDE COMPONENTS</b>			03-Sep-13	06-Sep-13	0.80	0.37	\$763	\$0	\$763	\$0	14.20									
232113125		Test and Reinstall SL Circulators	03-Sep-13	06-Sep-13	0.80	0.37	\$763	\$0	\$763	\$0	14.20									
<b>1.3.2.1.3 INSTALLATION &amp; SYSTEM COMMISSIONING (Test Equipment, System Integration Labor)</b>			06-Nov-13	06-Nov-13	0.00	0.00	\$0	\$0	\$0	\$0	5.60									
23213020M		Comp Cavity Tests (INSTALL & SYS COMMIS)		06-Nov-13	0.00	0.00	\$0	\$0	\$0	\$0	5.60									
<b>1.3.2.2 MAGNET POWER</b>			03-Sep-13	30-Sep-14	53.60	159.11	\$361,380	\$1,770,052	\$2,165,134	\$33,701	26.80									
<b>1.3.2.2.1 BOX SUPPLIES</b>			03-Sep-13	30-Sep-14	53.60	75.52	\$191,404	\$1,362,568	\$1,572,729	\$18,758	26.80									
23221022b		Magnet Box Power Supply Contract Oversight FY13	03-Sep-13	30-Sep-13	4.00	0.81	\$2,345	\$0	\$3,687	\$1,342	3.40									
23221022c		Magnet Box Power Supply Contract Oversight FY14	01-Oct-13	02-Jun-14	32.60	4.00	\$11,650	\$0	\$17,650	\$6,000	3.40									
23221023C		Vend Fab Magnet Box Power Supplies Peg Point #4 - ARC 3, 4, 5, 6 and LAM 1 Delivered	03-Sep-13	27-Nov-13	12.40	0.00	\$0	\$290,775	\$290,775	\$0	30.80									
23221023D		Vend Fab Magnet Box Power Supplies Peg Point #4 *** Delivery Incentive Bonus*****	03-Sep-13	27-Nov-13	12.40	0.00	\$0	\$80,000	\$80,000	\$0	30.80									
23221023Da		DeObligation of Vend Fab Magnet Box Power Supplies Peg Point #4 *** Delivery Incentive f	27-Nov-13	27-Nov-13	0.20	0.00	\$0	(\$80,000)	(\$80,000)	\$0	52.60									
23221023F		Vend Fab Magnet Box Power Supplies Peg Point #5 - ARC 7, 8, 9, 10, RSEP 8 and XSEP 1	03-Sep-13	30-Apr-14	32.20	0.00	\$0	\$377,630	\$377,630	\$0	30.80									
23221023G		Vend Fab Magnet Box Power Supplies Peg Point #5 *** Delivery Incentive Bonus*****	03-Sep-13	30-Apr-14	32.20	0.00	\$0	\$80,000	\$80,000	\$0	30.80									
23221023Ga		Partial DeObligation of Vend Fab Magnet Box Power Supplies Peg Point #5 *** Delivery Ince	30-Apr-14	30-Apr-14	0.20	0.00	\$0	(\$40,000)	(\$40,000)	\$0	32.80									
23221023H		Vend Fab Magnet Box Power Supplies Peg Point #6 - LAM 3, XSEP 8 and RSEP 9 Delivere	03-Sep-13	30-May-14	36.40	0.00	\$0	\$104,565	\$104,565	\$0	30.80									
23221023J		Vend Fab Magnet Box Power Supplies Peg Point #6 *** Delivery Incentive Bonus*****	03-Sep-13	30-May-14	36.40	0.00	\$0	\$40,000	\$40,000	\$0	30.80									
23221023K		Vend Fab Magnet Box Power Supplies Peg Point #7 Acceptance Test at JLab	03-Sep-13	29-Aug-14	49.20	0.00	\$0	\$384,488	\$384,488	\$0	30.80									
23221023L		Vend Fab Magnet Box Power Supplies Peg Point #8 Delivery of Spares	03-Sep-13	29-Aug-14	49.20	0.00	\$0	\$53,800	\$53,800	\$0	30.80									
23221024		Receive & Inpect Magnet System Box Power Supplies Part A FY13 (FY14 @ 23221029)	03-Sep-13	30-Sep-13	4.00	0.27	\$486	\$0	\$486	\$0	0.00									
23221024a		Receive & Inpect Magnet System Box Power Supplies Part B	02-Dec-13	16-Jun-14	26.20	1.49	\$2,707	\$0	\$2,707	\$0	0.00									
23221024b		Place/Connect Magnet System Box Power Supplies Part A Procurement	03-Sep-13	27-Nov-13	12.40	0.00	\$0	\$435	\$435	\$0	0.00									
23221024ba		Place/Connect Magnet System Box Power Supplies Part B	02-Dec-13	23-Jun-14	27.20	36.29	\$80,206	\$0	\$87,729	\$7,524	0.00									
23221024c		Place/Connect Magnet System Box Power Supplies Part A Labor/Expenses FY13	03-Sep-13	30-Sep-13	4.00	6.28	\$13,886	\$0	\$15,142	\$1,256	0.00									
23221024d		Place/Connect Magnet System Box Power Supplies Part A Labor/Expenses FY14	01-Oct-13	27-Nov-13	8.40	13.20	\$29,161	\$0	\$31,797	\$2,637	0.00									
23221029		Receive & Inpect Magnet System Box Power Supplies Part A FY14 (FY13 @ 23221024)	01-Oct-13	27-Nov-13	8.40	0.56	\$1,021	\$0	\$1,021	\$0	0.00									
23221127		Production & Delivery of Arc 1 and Hall APS	03-Sep-13	18-Oct-13	6.80	0.00	\$0	\$70,875	\$70,875	\$0	12.40									
23221133		Receive, Inspect and Install Arc 1 and Hall APS FY13	03-Sep-13	30-Sep-13	4.00	1.02	\$1,703	\$0	\$1,703	\$0	12.40									
23221133a		Receive, Inspect and Install Arc 1 and Hall APS FY14	01-Oct-13	22-Nov-13	7.80	1.98	\$3,321	\$0	\$3,321	\$0	12.40									
23221140LOE		Proj Admin ongoing FY14 Part A	01-Oct-13	27-Nov-13	8.40	1.87	\$8,724	\$0	\$8,724	\$0	11.60									
23221140LOE		Proj Admin ongoing FY14 Part B	02-Dec-13	30-Sep-14	41.00	7.76	\$36,194	\$0	\$36,194	\$0	11.60									
<b>1.3.2.2.2 SHUNTS</b>			03-Sep-13	03-Feb-14	20.20	33.47	\$68,586	\$12	\$69,937	\$1,339	20.00									
23222030		Installation and Testing - Single Channel Shunt Chassis FY13	03-Sep-13	30-Sep-13	4.00	0.23	\$414	\$0	\$414	\$0	31.20									
23222030a		Installation and Testing - Single Channel Shunt Chassis FY14	01-Oct-13	01-Nov-13	4.80	0.27	\$497	\$0	\$497	\$0	31.20									
23222035		Data Entry / Paperwork - Single Channel Shunt Chassis FY13	03-Sep-13	30-Sep-13	4.00	0.05	\$109	\$0	\$109	\$0	31.20									
23222035a		Data Entry / Paperwork - Single Channel Shunt Chassis FY14	01-Oct-13	01-Nov-13	4.80	0.05	\$131	\$0	\$131	\$0	31.20									
23222064		Installation - Shunt Resistor Plates Part A FY13	03-Sep-13	30-Sep-13	4.00	0.14	\$260	\$0	\$260	\$0	20.40									
23222064a		Installation - Shunt Resistor Plates Part B	02-Dec-13	31-Jan-14	7.20	0.22	\$398	\$0	\$398	\$0	20.40									
23222065		Installation - Shunt Resistor Plates Part A FY14	01-Oct-13	27-Nov-13	8.40	0.30	\$546	\$0	\$546	\$0	20.40									
23222067		Update Machine Documentation - Shunt Resistor Plates Part A FY13	03-Sep-13	30-Sep-13	4.00	0.12	\$223	\$0	\$223	\$0	20.40									
23222067a		Update Machine Documentation - Shunt Resistor Plates Part B	02-Dec-13	31-Jan-14	7.20	0.19	\$341	\$0	\$341	\$0	20.40									
23222068		Update Machine Documentation - Shunt Resistor Plates Part A FY14	01-Oct-13	27-Nov-13	8.40	0.26	\$468	\$0	\$468	\$0	20.40									

█ Primary Baseline   
 █ Remaining Work   
 ◆ Baseline Milestone  
█ Actual Work   
 █ Critical Remaining Work   
 ◆ Milestone



Activity ID	CR 14-001	Activity Name	Start	Finish	Original Duration	Budgeted Labor Units	Budgeted Labor Cost	Budgeted Material Cost	Budgeted Total Cost	Budgeted Nonlabor Cost	Total Float	FY2014	FY2015	FY2016	FY2017	FY2018	FY2019	FY2020	21
23222070A		Engineering, Drafting and Software - Track Regulator and 30/80 Part A FY13	03-Sep-13	30-Sep-13	4.00	0.24	\$631	\$0	\$631	\$0	20.20								
23222070Aa		Engineering, Drafting and Software - Track Regulator and 30/80 Part B	02-Dec-13	03-Feb-14	7.40	0.38	\$992	\$0	\$992	\$0	20.20								
23222070Ab		Engineering, Drafting and Software - Track Regulator and 30/80 Part A FY14	01-Oct-13	27-Nov-13	8.40	0.51	\$1,325	\$0	\$1,325	\$0	20.20								
23222075A		Oversight (Labor) - Track Regulator and 30/80 FY13	03-Sep-13	30-Sep-13	4.00	0.20	\$588	\$0	\$588	\$0	20.20								
23222075Aa		Oversight (Labor) - Track Regulator and 30/80	02-Dec-13	03-Feb-14	7.40	0.32	\$925	\$0	\$925	\$0	20.20								
23222075Ab		Oversight (Labor) - Track Regulator and 30/80 FY14	01-Oct-13	27-Nov-13	8.40	0.42	\$1,236	\$0	\$1,236	\$0	20.20								
23222080A		Procurement (Parts) - Track Regulator and 30/80 Part A Procurement	03-Sep-13	27-Nov-13	12.40	0.00	\$0	\$12	\$12	\$0	20.20								
23222080Aa		Procurement (Parts) - Track Regulator and 30/80 Part B	02-Dec-13	03-Feb-14	7.40	0.00	\$0	\$0	\$451	\$451	20.20								
23222080Ab		Procurement (Parts) - Track Regulator and 30/80 Part A Expenses FY13	03-Sep-13	30-Sep-13	4.00	0.00	\$0	\$0	\$287	\$287	20.20								
23222080Ac		Procurement (Parts) - Track Regulator and 30/80 Part A Expenses FY14	01-Oct-13	27-Nov-13	8.40	0.00	\$0	\$0	\$602	\$602	20.20								
23222085A		Assembly and Testing - Track Regulator and 30/80 Part A FY13	03-Sep-13	30-Sep-13	4.00	1.11	\$2,024	\$0	\$2,024	\$0	20.20								
23222085Aa		Assembly and Testing - Track Regulator and 30/80 Part A	02-Dec-13	03-Feb-14	7.40	1.75	\$3,183	\$0	\$3,183	\$0	20.20								
23222085Ab		Assembly and Testing - Track Regulator and 30/80 Part A FY14	01-Oct-13	27-Nov-13	8.40	2.33	\$4,250	\$0	\$4,250	\$0	20.20								
23222095		Installation and Testing - Track Regulator and 30/80	02-Dec-13	03-Feb-14	7.40	3.40	\$8,048	\$0	\$8,048	\$0	20.20								
23222100A		Data Entry/Paperwork - Track Regulator and 30/80	02-Dec-13	03-Feb-14	7.40	1.70	\$3,320	\$0	\$3,320	\$0	20.20								
23222142		Update Machine Documentation - 75 Amp Shunt Upgrade	02-Dec-13	03-Feb-14	7.40	0.17	\$354	\$0	\$354	\$0	20.20								
23222170		Pull and Modify - 12GEV Shunt Shuffle FY13	03-Sep-13	30-Sep-13	4.00	1.27	\$2,318	\$0	\$2,318	\$0	31.20								
23222170a		Pull and Modify - 12GEV Shunt Shuffle FY14	01-Oct-13	01-Nov-13	4.80	1.53	\$2,782	\$0	\$2,782	\$0	31.20								
23222175		Clean and Modify Racks - 12GEV Shunts FY13	03-Sep-13	30-Sep-13	4.00	2.18	\$3,974	\$0	\$3,974	\$0	31.20								
23222175a		Clean and Modify Racks - 12GEV Shunts FY14	01-Oct-13	01-Nov-13	4.80	2.62	\$4,769	\$0	\$4,769	\$0	31.20								
23222180		Reinstall Chassis' in Racks - 12GEV Shunts FY13	03-Sep-13	30-Sep-13	4.00	0.36	\$663	\$0	\$663	\$0	31.20								
23222180a		Reinstall Chassis' in Racks - 12GEV Shunts FY14	01-Oct-13	01-Nov-13	4.80	0.44	\$795	\$0	\$795	\$0	31.20								
23222185		New Screens for 12 GEV Shunts FY13	03-Sep-13	30-Sep-13	4.00	0.45	\$1,231	\$0	\$1,231	\$0	31.20								
23222185a		New Screens for 12 GEV Shunts FY14	01-Oct-13	01-Nov-13	4.80	0.55	\$1,477	\$0	\$1,477	\$0	31.20								
23222190		Reconfiguration and Testing - 12GEV Shunts FY13	03-Sep-13	30-Sep-13	4.00	1.82	\$3,312	\$0	\$3,312	\$0	31.20								
23222190a		Reconfiguration and Testing - 12GEV Shunts FY14	01-Oct-13	01-Nov-13	4.80	2.18	\$3,975	\$0	\$3,975	\$0	31.20								
23222195		Update Machine Documentation - 12GEV Shunts FY13	03-Sep-13	30-Sep-13	4.00	0.68	\$1,609	\$0	\$1,609	\$0	31.20								
23222195a		Update Machine Documentation - 12GEV Shunts FY14	01-Oct-13	01-Nov-13	4.80	0.82	\$1,931	\$0	\$1,931	\$0	31.20								
23222220		Installation and Testing - 25 Amp Shunt Upgrade FY13	03-Sep-13	30-Sep-13	4.00	0.91	\$2,152	\$0	\$2,152	\$0	31.20								
23222220a		Installation and Testing - 25 Amp Shunt Upgrade FY14	01-Oct-13	01-Nov-13	4.80	1.09	\$2,582	\$0	\$2,582	\$0	31.20								
23222230		Drafting (Update Machine Drawings) FY13	03-Sep-13	30-Sep-13	4.00	1.00	\$2,160	\$0	\$2,160	\$0	31.20								
23222230a		Drafting (Update Machine Drawings) FY14	01-Oct-13	01-Nov-13	4.80	1.20	\$2,592	\$0	\$2,592	\$0	31.20								
<b>1.3.2.2.3 TRIMS</b>			<b>03-Sep-13</b>	<b>03-Feb-14</b>	<b>20.20</b>	<b>28.44</b>	<b>\$59,172</b>	<b>\$407,399</b>	<b>\$472,176</b>	<b>\$5,605</b>	<b>17.60</b>								
23223015		Test Trim Rack Hardware (10 ATRIMS) FY13	03-Sep-13	30-Sep-13	4.00	0.69	\$1,513	\$0	\$1,513	\$0	19.40								
23223015a		Test Trim Rack Hardware (10 ATRIMS) FY14	01-Oct-13	25-Oct-13	3.80	0.66	\$1,437	\$0	\$1,437	\$0	19.40								
23223025		Assemble & Test 10 amp Trim System (10 ATRIMS) FY13	03-Sep-13	30-Sep-13	4.00	3.08	\$6,619	\$0	\$6,619	\$0	19.40								
23223025a		Assemble & Test 10 amp Trim System (10 ATRIMS) FY14	01-Oct-13	25-Oct-13	3.80	2.92	\$6,288	\$0	\$6,288	\$0	19.40								
23223051H		Vend Fab 20 Amp Trim Power Supplies - Peg Point #7 Fifth Delivery and Acceptance of 30	03-Sep-13	30-Sep-13	4.00	0.00	\$0	\$77,162	\$77,162	\$0	10.60								
23223051J		Vend Fab 20 Amp Trim Power Supplies - Peg Point #8 Sixth Delivery and Acceptance of 30	03-Sep-13	31-Oct-13	8.60	0.00	\$0	\$77,162	\$77,162	\$0	10.60								
23223051K		Vend Fab 20 Amp Trim Power Supplies - Peg Point #9 Seventh Delivery and Acceptance o	03-Sep-13	27-Nov-13	12.40	0.00	\$0	\$77,162	\$77,162	\$0	10.60								
23223051N		Vend Fab 20 Amp Trim Power Supplies - Peg Point #10 Eighth Delivery and Acceptance of	03-Sep-13	27-Nov-13	12.40	0.00	\$0	\$77,162	\$77,162	\$0	10.60								
23223051P		Vend Fab 20 Amp Trim Power Supplies - Peg Point #11 Final Delivery and Acceptance of 2	03-Sep-13	20-Dec-13	15.40	0.00	\$0	\$51,441	\$51,441	\$0	10.60								
23223051Q		** Option** Vend Fab 20 Amp Trim Power Supplies - Peg Point #12 Delivery and Acceptan	03-Sep-13	31-Jan-14	19.60	0.00	\$0	\$30,776	\$30,776	\$0	10.60								
23223052A		Receive , Inspect, Test PS (20 A Trims) P1 FY13	03-Sep-13	30-Sep-13	4.00	0.29	\$594	\$0	\$730	\$136	7.40								
23223052Aa		Receive , Inspect, Test PS (20 A Trims) P1 FY14	01-Oct-13	01-Oct-13	0.20	0.01	\$30	\$0	\$36	\$7	7.40								
23223053		Receive , Inspect, Test PS (20 A Trims) P2 Procurement	03-Sep-13	27-Nov-13	12.40	0.00	\$0	\$1,155	\$1,155	\$0	10.40								
23223053a		Receive , Inspect, Test PS (20 A Trims) P3	02-Dec-13	14-Jan-14	4.80	0.51	\$934	\$0	\$1,507	\$573	10.40								
23223054		Receive , Inspect, Test PS (20 A Trims) P2 Labor/Expenses FY13	03-Sep-13	30-Sep-13	4.00	0.70	\$1,271	\$0	\$1,833	\$562	10.40								
23223054a		Receive , Inspect, Test PS (20 A Trims) P2 Labor/Expenses FY14	01-Oct-13	27-Nov-13	8.40	1.47	\$2,669	\$0	\$3,848	\$1,179	10.40								
23223055		Install PS in Racks (20 A Trims) Part A FY13	03-Sep-13	30-Sep-13	4.00	1.02	\$1,851	\$0	\$1,851	\$0	7.40								
23223055A		Install PS in Racks (20 A Trims) Part B	20-Nov-13	23-Jan-14	7.20	5.10	\$9,290	\$0	\$9,290	\$0	19.20								
23223055b		Install PS in Racks (20 A Trims) Part A FY14	01-Oct-13	15-Oct-13	2.20	0.56	\$1,018	\$0	\$1,018	\$0	7.40								
23223060		Integration Testing of PS (20 A Trims) Part A	02-Oct-13	09-Jan-14	12.40	4.23	\$9,336	\$0	\$11,117	\$1,781	7.40								
23223060a		Integration Testing of PS (20 A Trims) Part B	10-Jan-14	03-Feb-14	3.20	3.24	\$7,161	\$0	\$8,528	\$1,367	7.40								
23223110		SRCC 20 Amp PS PS Procurement	03-Sep-13	06-Dec-13	13.40	0.00	\$0	\$15,380	\$15,380	\$0	8.40								

— Primary Baseline   
 ■ Remaining Work   
 ◆ Baseline Milestone  
■ Actual Work   
 ■ Critical Remaining Work   
 ◆ Milestone

Activity ID	CR 14-001	Activity Name	Start	Finish	Original Duration	Budgeted Labor Units	Budgeted Labor Cost	Budgeted Material Cost	Budgeted Total Cost	Budgeted Nonlabor Cost	Total Float	FY2014	FY2015	FY2016	FY2017	FY2018	FY2019	FY2020	FY2021
23223125		SRCC System Q.A., Testing and Documentation Part A FY13	03-Sep-13	30-Sep-13	4.00	1.19	\$2,765	\$0	\$2,765	\$0	8.40								
23223125a		SRCC System Q.A., Testing and Documentation Part B	02-Dec-13	06-Dec-13	1.00	0.25	\$588	\$0	\$588	\$0	8.40								
23223125b		SRCC System Q.A., Testing and Documentation Part A FY14	01-Oct-13	27-Nov-13	8.40	2.51	\$5,807	\$0	\$5,807	\$0	8.40								
<b>1.3.2.2.4 INSTALLATION</b>			<b>03-Sep-13</b>	<b>06-Nov-13</b>	<b>9.40</b>	<b>21.69</b>	<b>\$42,218</b>	<b>\$74</b>	<b>\$50,292</b>	<b>\$8,000</b>	<b>55.40</b>								
23224003LOE		Installation Coordination FY13	03-Sep-13	30-Sep-13	4.00	0.81	\$2,348	\$0	\$2,348	\$0	43.20								
23224045A		Pull/Terminate Box PS Load Cable (Installtn) East Arc, S/R,BSY and Extraction Procurement	03-Sep-13	06-Nov-13	9.40	0.00	\$0	\$74	\$74	\$0	3.60								
23224045Aa		Pull/Terminate Box PS Load Cable (Installtn) East Arc, S/R,BSY and Extraction Labor/Expe	03-Sep-13	30-Sep-13	4.00	0.51	\$874	\$0	\$1,087	\$213	3.60								
23224045Ab		Pull/Terminate Box PS Load Cable (Installtn) East Arc, S/R,BSY and Extraction Labor/Expe	01-Oct-13	06-Nov-13	5.40	0.69	\$1,180	\$0	\$1,467	\$287	3.60								
23224055		Connect Arc & Hall Mag Load & Kixon Cables (Installtn) FY13	03-Sep-13	30-Sep-13	4.00	1.70	\$2,651	\$0	\$2,651	\$0	3.60								
23224055a		Connect Arc & Hall Mag Load & Kixon Cables (Installtn) FY14	01-Oct-13	06-Nov-13	5.40	2.30	\$3,578	\$0	\$3,578	\$0	3.60								
23224085A		Pull/Terminate Trim Mag (Installtn) East Arc, S/R and BSY FY13	03-Sep-13	30-Sep-13	4.00	1.14	\$2,082	\$0	\$2,082	\$0	7.20								
23224085Aa		Pull/Terminate Trim Mag (Installtn) East Arc, S/R and BSY FY14	01-Oct-13	30-Oct-13	4.40	1.26	\$2,290	\$0	\$2,290	\$0	7.20								
23224087		BSY Serv. Bldg Infrastructure Installation- Tray, Power, Water, Controls FY13	03-Sep-13	30-Sep-13	4.00	3.81	\$6,150	\$0	\$9,721	\$3,571	56.60								
23224087a		BSY Serv. Bldg Infrastructure Installation- Tray, Power, Water, Controls FY14	01-Oct-13	30-Oct-13	4.40	4.19	\$6,765	\$0	\$10,693	\$3,929	56.60								
23224100		Update/Install/Test Mag Controls Software (Installtn) FY13	03-Sep-13	30-Sep-13	4.00	2.35	\$6,356	\$0	\$6,356	\$0	5.00								
23224100a		Update/Install/Test Mag Controls Software (Installtn) FY14	01-Oct-13	04-Nov-13	5.00	2.93	\$7,945	\$0	\$7,945	\$0	5.00								
<b>1.3.3 CRYOGENICS</b>			<b>03-Sep-13</b>	<b>30-Sep-13</b>	<b>4.00</b>	<b>0.00</b>	<b>\$0</b>	<b>\$1,734</b>	<b>\$4,800</b>	<b>\$3,066</b>	<b>8.60</b>								
<b>1.3.3.1 ACCELERATOR</b>			<b>03-Sep-13</b>	<b>30-Sep-13</b>	<b>4.00</b>	<b>0.00</b>	<b>\$0</b>	<b>\$1,734</b>	<b>\$4,800</b>	<b>\$3,066</b>	<b>8.60</b>								
<b>1.3.3.1.10 CHL INSTALLATION &amp; DESIGN</b>			<b>03-Sep-13</b>	<b>30-Sep-13</b>	<b>4.00</b>	<b>0.00</b>	<b>\$0</b>	<b>\$1,734</b>	<b>\$4,800</b>	<b>\$3,066</b>	<b>8.60</b>								
2331.1005		Install CHL Cold Box Transfer Line to Linac Labor	03-Sep-13	30-Sep-13	4.00	0.00	\$0	\$1,734	\$4,800	\$3,066	8.60								
<b>1.3.4 BEAM TRANSPORT</b>			<b>03-Sep-13</b>	<b>18-Nov-13</b>	<b>11.00</b>	<b>200.25</b>	<b>\$410,222</b>	<b>\$77,070</b>	<b>\$513,306</b>	<b>\$26,015</b>	<b>24.40</b>								
<b>1.3.4.1 SPREADERS &amp; RECOMBINERS</b>			<b>03-Sep-13</b>	<b>11-Nov-13</b>	<b>10.00</b>	<b>55.70</b>	<b>\$113,777</b>	<b>\$65,831</b>	<b>\$191,863</b>	<b>\$12,255</b>	<b>0.80</b>								
<b>1.3.4.1.1 DIPOLES</b>			<b>03-Sep-13</b>	<b>15-Oct-13</b>	<b>6.20</b>	<b>3.60</b>	<b>\$7,351</b>	<b>\$56,000</b>	<b>\$63,351</b>	<b>\$0</b>	<b>0.60</b>								
23411087N		Vend Fab Septa (S/R Dipoles) Peg Point #5 Delivery and Acceptance of ZA Spare Coil Set	03-Sep-13	15-Oct-13	6.20	0.00	\$0	\$21,500	\$21,500	\$0	0.60								
23411087Q		Vend Fab Septa (S/R Dipoles) Peg Point #7 Delivery and Acceptance of Quantity 2 ZB Coil	03-Sep-13	15-Oct-13	6.20	0.00	\$0	\$34,500	\$34,500	\$0	0.60								
23411090M		Delivery Complete for Septa (S/R DIPOLES)		15-Oct-13	0.00	0.00	\$0	\$0	\$0	\$0	0.60								
23411145		Mag Measurement of Septa's (S/R Dipoles) FY13	18-Sep-13	30-Sep-13	1.80	1.62	\$3,308	\$0	\$3,308	\$0	0.60								
23411145a		Mag Measurement of Septa's (S/R Dipoles) FY14	01-Oct-13	15-Oct-13	2.20	1.98	\$4,043	\$0	\$4,043	\$0	0.60								
<b>1.3.4.1.7 INSTALLATION</b>			<b>03-Sep-13</b>	<b>11-Nov-13</b>	<b>10.00</b>	<b>52.10</b>	<b>\$106,426</b>	<b>\$9,831</b>	<b>\$128,512</b>	<b>\$12,255</b>	<b>0.80</b>								
23417065		WR - Install magnets & girders	03-Sep-13	30-Sep-13	4.00	3.66	\$7,471	\$0	\$7,471	\$0	0.80								
23417115		WS - Install magnets and girders	03-Sep-13	17-Sep-13	2.20	4.73	\$9,625	\$0	\$9,625	\$0	5.40								
23417120		WS - Final align	03-Sep-13	19-Sep-13	2.60	6.60	\$13,506	\$0	\$13,506	\$0	5.40								
23417130		TR - Install stands	03-Sep-13	24-Sep-13	3.20	8.78	\$17,957	\$0	\$17,957	\$0	0.80								
23417140		TR - Install magnets and girders FY13	03-Sep-13	30-Sep-13	4.00	19.13	\$39,032	\$0	\$39,032	\$0	0.80								
23417140a		TR - Install magnets and girders FY14	01-Oct-13	01-Oct-13	0.20	0.96	\$1,952	\$0	\$1,952	\$0	0.80								
23417145		TR - Final align FY13	30-Sep-13	30-Sep-13	0.20	0.28	\$581	\$0	\$581	\$0	0.80								
23417145a		TR - Final align FY14	01-Oct-13	29-Oct-13	4.20	5.97	\$12,209	\$0	\$12,209	\$0	0.80								
23417150		Alignment complete	07-Nov-13	11-Nov-13	0.60	2.00	\$4,093	\$0	\$4,093	\$0	0.80								
23417165		Procure S/R plumbing materials	03-Sep-13	30-Sep-13	4.00	0.00	\$0	\$0	\$12,255	\$12,255	0.80								
23417170		Procure S/R Vacuum materials	03-Sep-13	30-Sep-13	4.00	0.00	\$0	\$9,831	\$9,831	\$0	0.80								
<b>1.3.4.2 EXISTING ARCS (1-9, A, B, &amp; C)</b>			<b>03-Sep-13</b>	<b>18-Nov-13</b>	<b>11.00</b>	<b>64.21</b>	<b>\$130,448</b>	<b>\$8,239</b>	<b>\$138,688</b>	<b>\$0</b>	<b>24.40</b>								
<b>1.3.4.2.7 INSTALLATION</b>			<b>03-Sep-13</b>	<b>18-Nov-13</b>	<b>11.00</b>	<b>64.21</b>	<b>\$130,448</b>	<b>\$8,239</b>	<b>\$138,688</b>	<b>\$0</b>	<b>24.40</b>								
23427016LOE		Installation Team Engineering Support FY13 (12 Month Down)	03-Sep-13	30-Sep-13	4.00	4.56	\$9,073	\$0	\$9,073	\$0	0.00								
23427016LOI		Installation Team Engineering Support FY14 (12 Month Down)	01-Oct-13	15-Nov-13	6.80	7.76	\$15,425	\$0	\$15,425	\$0	0.00								
23427040		Hall A - Install FY13	03-Sep-13	30-Sep-13	4.00	6.47	\$13,196	\$0	\$13,196	\$0	9.60								
23427040a		Hall A - Install FY14	01-Oct-13	11-Oct-13	1.80	2.91	\$5,938	\$0	\$5,938	\$0	9.60								
23427047		Hall B - Install FY13	03-Sep-13	30-Sep-13	4.00	8.23	\$16,808	\$0	\$16,808	\$0	25.20								
23427047a		Hall B - Install FY14	01-Oct-13	11-Nov-13	6.00	12.35	\$25,212	\$0	\$25,212	\$0	25.20								
23427052		Hall C - Upstairs FY13	03-Sep-13	30-Sep-13	4.00	3.69	\$7,560	\$0	\$7,560	\$0	24.40								
23427052a		Hall C - Upstairs FY14	01-Oct-13	09-Oct-13	1.40	1.29	\$2,646	\$0	\$2,646	\$0	24.40								
23427057		Hall C - Install	10-Oct-13	15-Nov-13	5.40	16.95	\$34,591	\$0	\$34,591	\$0	24.40								
23427062		Material Handling costs (Vehicle)	03-Sep-13	15-Nov-13	10.80	0.00	\$0	\$18,239	\$18,239	\$0	16.20								
23427067		Material Handling costs DeObligation	18-Nov-13	18-Nov-13	0.20	0.00	\$0	(\$10,000)	(\$10,000)	\$0	16.20								
<b>1.3.4.4 INJECTOR &amp; RE-INJECTION</b>			<b>03-Sep-13</b>	<b>17-Sep-13</b>	<b>2.20</b>	<b>8.00</b>	<b>\$16,371</b>	<b>\$0</b>	<b>\$16,371</b>	<b>\$0</b>	<b>0.60</b>								

— Primary Baseline   
 ■ Remaining Work   
 ◆ Baseline Milestone  
■ Actual Work   
 ■ Critical Remaining Work   
 ◆ Milestone



Activity ID	CR	Activity Name	Start	Finish	Original Duration	Budgeted Labor Units	Budgeted Labor Cost	Budgeted Material Cost	Budgeted Total Cost	Budgeted Nonlabor Cost	Total Float	B	FY2014	FY2015	FY2016	FY2017	FY2018	FY2019	FY2020	21
<b>1.3.4.4.7 INSTALLATION</b>			03-Sep-13	17-Sep-13	2.20	8.00	\$16,371	\$0	\$16,371	\$0	0.60									
23447010	14-001	45 MeV Dump - Re-install	03-Sep-13	17-Sep-13	2.20	8.00	\$16,371	\$0	\$16,371	\$0	0.60									
<b>1.3.4.5 ARC 10 &amp; HALL D BEAMLINE</b>			03-Sep-13	23-Oct-13	7.40	50.40	\$104,841	\$2,999	\$121,600	\$13,760	18.20									
<b>1.3.4.5.4 STANDS</b>			03-Sep-13	23-Oct-13	7.40	3.15	\$7,348	\$2,999	\$24,107	\$13,760	2.60									
23454055		100 kW dump Modifications (ARC10/H-D Stands) Procurement	03-Sep-13	23-Oct-13	7.40	0.00	\$0	\$2,999	\$2,999	\$0	2.60									
23454055a		100 kW dump Modifications (ARC10/H-D Stands) Labor/Expenses FY13	03-Sep-13	30-Sep-13	4.00	1.70	\$3,972	\$0	\$11,410	\$7,438	2.60									
23454055b		100 kW dump Modifications (ARC10/H-D Stands) Labor/Expenses FY14	01-Oct-13	23-Oct-13	3.40	1.45	\$3,376	\$0	\$9,698	\$6,322	2.60									
<b>1.3.4.5.8 INSTALLATION</b>			03-Sep-13	23-Oct-13	7.40	47.25	\$97,493	\$0	\$97,493	\$0	18.20									
23458040		Arc 10 Installation Completion FY13	03-Sep-13	30-Sep-13	4.00	10.13	\$21,274	\$0	\$21,274	\$0	6.20									
23458040a		Arc 10 Installation Completion FY14	01-Oct-13	14-Oct-13	2.00	5.07	\$10,637	\$0	\$10,637	\$0	6.20									
23458045		Hall D - Tagger dump installation FY13	25-Sep-13	30-Sep-13	0.80	4.81	\$9,842	\$0	\$9,842	\$0	18.00									
23458045a		Hall D - Tagger dump installation FY14	01-Oct-13	23-Oct-13	3.40	20.44	\$41,829	\$0	\$41,829	\$0	18.00									
23458060		Hall D - Install magnets and girders FY13	03-Sep-13	30-Sep-13	4.00	3.08	\$6,313	\$0	\$6,313	\$0	7.00									
23458060a		Hall D - Install magnets and girders FY14	01-Oct-13	03-Oct-13	0.60	0.46	\$947	\$0	\$947	\$0	7.00									
23458065		Hall D - Final align FY13	25-Sep-13	30-Sep-13	0.80	2.60	\$5,321	\$0	\$5,321	\$0	7.00									
23458065a		Hall D - Final align FY14	01-Oct-13	01-Oct-13	0.20	0.65	\$1,330	\$0	\$1,330	\$0	7.00									
<b>1.3.4.6 EXTRACTION</b>			03-Sep-13	09-Oct-13	5.40	21.94	\$44,785	\$0	\$44,785	\$0	4.60									
<b>1.3.4.6.3 STANDS</b>			03-Sep-13	09-Oct-13	5.40	21.94	\$44,785	\$0	\$44,785	\$0	4.60									
23463035a		Extraction - Upstairs	03-Sep-13	10-Sep-13	1.20	0.92	\$1,883	\$0	\$1,883	\$0	8.80									
23463045		Extraction - Install magnets and girders	03-Sep-13	23-Sep-13	3.00	13.52	\$27,554	\$0	\$27,554	\$0	0.40									
23463050		Extraction - Final align FY13	24-Sep-13	30-Sep-13	1.00	3.13	\$6,395	\$0	\$6,395	\$0	0.40									
23463050a		Extraction - Final align FY14	01-Oct-13	09-Oct-13	1.40	4.38	\$8,953	\$0	\$8,953	\$0	0.40									
<b>1.3.6 INSTRUMENTATION/CONTROLS/SAFETY SYS</b>			03-Sep-13	31-Oct-14	58.20	376.39	\$865,580	\$488,854	\$1,408,610	\$54,177	6.60									
<b>1.3.6.1 BEAM DIAGNOSTICS</b>			03-Sep-13	31-Oct-14	58.20	181.61	\$425,079	\$419,042	\$875,316	\$31,196	4.00									
<b>1.3.6.1.1 BPM'S</b>			03-Sep-13	31-Oct-14	58.20	137.47	\$321,922	\$357,672	\$696,362	\$16,768	4.00									
23611014B		Procurement Labor - SPM BPMs ELECTRONICS FY13	03-Sep-13	30-Sep-13	4.00	1.29	\$3,055	\$0	\$3,055	\$0	8.70									
23611014Ba		Procurement Labor - SPM BPMs ELECTRONICS FY14	01-Oct-13	01-Nov-13	4.70	1.48	\$3,513	\$0	\$3,513	\$0	8.70									
23611014D		Prormnt - SPM BPMs ELECTRONICS	01-Oct-13	02-Dec-13	8.60	0.00	\$0	\$35,148	\$35,148	\$0	4.80									
23611014D5		Prormnt - SPM BPMs ELECTRONICS (Previously Obligated)	03-Sep-13	31-Oct-13	8.60	0.00	\$0	\$13,621	\$13,621	\$0	8.80									
23611015A		Labor - Fab & Assy - SEE BPMs ELECTRONICS	01-Oct-13	30-Jan-14	15.40	19.92	\$47,151	\$0	\$47,151	\$0	10.60									
23611015B		Prormnt - Fab/Assy & Testing - SPM BPMs ELECTRONICS	01-Nov-13	02-Dec-13	4.00	0.00	\$0	\$54,175	\$54,175	\$0	4.80									
23611025		System Installation - Electronics SPM BPMs Part A	01-Nov-13	27-Nov-13	3.80	1.21	\$2,202	\$0	\$2,202	\$0	5.80									
23611025a		System Installation - Electronics SPM BPMs Part B	02-Dec-13	04-Mar-14	11.60	3.14	\$5,715	\$0	\$5,715	\$0	5.80									
23611025b		System Installation Contract Labor - Electronics SPM BPMs	01-Nov-13	02-Dec-13	4.00	0.00	\$0	\$0	\$16,768	\$16,768	17.20									
23611025c		System Installation Software Support - Electronics SPM BPMs Part A	01-Nov-13	27-Nov-13	3.80	1.92	\$5,199	\$0	\$5,199	\$0	4.80									
23611025ca		System Installation Software Support - Electronics SPM BPMs Part B	02-Dec-13	01-Apr-14	15.60	6.70	\$18,142	\$0	\$18,142	\$0	4.80									
23611026b		Hook-up & Check-out Arc 10 BPMs	03-Sep-13	30-Sep-13	4.00	2.80	\$6,342	\$0	\$6,342	\$0	0.80									
23611027		Hook-up & Check-out H-D B/L BPMs	12-Mar-14	01-Apr-14	3.00	3.40	\$7,701	\$0	\$7,701	\$0	4.80									
23611035M		SPM BPMs Comp		01-Apr-14	0.00	0.00	\$0	\$0	\$0	\$0	4.80									
23611036		First Article Cavities - nA BPM Sys	07-Jan-14	03-Mar-14	7.80	13.43	\$38,991	\$0	\$38,991	\$0	4.60									
23611037		Procurement Labor Cavities - nA BPM Sys	31-Mar-14	24-Jul-14	16.40	3.40	\$6,215	\$0	\$6,215	\$0	4.60									
23611037a		Procurement Cavities - nA BPM Sys	31-Mar-14	24-Jul-14	16.40	0.00	\$0	\$175,279	\$175,279	\$0	4.60									
23611038		First Article Unit RF Receiver - nA BPM Sys	31-Mar-14	06-Jun-14	9.80	6.13	\$17,838	\$0	\$17,838	\$0	17.20									
23611038a		First Article Unit Digital IF - nA BPM Sys	31-Mar-14	08-May-14	5.80	4.11	\$11,965	\$0	\$11,965	\$0	17.20									
23611038b		First Article Enclosure nA Receiver - nA BPM Sys	31-Mar-14	24-Apr-14	3.80	4.93	\$10,835	\$0	\$10,835	\$0	17.20									
23611039		Procurement Labor Electronics - nA BPM Sys	01-May-14	28-May-14	3.80	4.51	\$9,597	\$0	\$9,597	\$0	4.00									
23611040		Procurements Electronics - nA BPM Sys	01-May-14	28-May-14	3.80	0.00	\$0	\$34,646	\$34,646	\$0	4.00									
23611045		Assembly Electronics Labor - nA BPM Sys	30-Jun-14	24-Oct-14	16.60	10.20	\$20,435	\$0	\$20,435	\$0	4.00									
23611050		Assembly & Testing Procurement - nA BPM Sys	30-Jun-14	24-Oct-14	16.60	0.00	\$0	\$7,017	\$7,017	\$0	4.00									
23611055		System Installation Electronics - nA BPM Sytem (BPM)	30-Jul-14	31-Oct-14	13.40	4.25	\$7,742	\$0	\$7,742	\$0	4.00									
23611055a		System Installation Electronics Contract Labor - nA BPM Sytem (BPM)	30-Jul-14	31-Oct-14	13.40	0.00	\$0	\$14,034	\$14,034	\$0	4.00									
23611060		Software support - nA BPMs	31-Mar-14	28-Aug-14	21.40	13.60	\$36,834	\$0	\$36,834	\$0	13.00									
23611065a		System Documentation - BPMs FY13	03-Sep-13	30-Sep-13	4.00	1.38	\$2,867	\$0	\$2,867	\$0	52.40									
23611065a5		System Documentation - nA BPMs	04-Mar-14	27-Oct-14	33.40	4.39	\$9,144	\$0	\$9,144	\$0	4.80									
23611065aa		System Documentation - BPMs FY14	01-Oct-13	07-Nov-13	5.60	1.93	\$4,013	\$0	\$4,013	\$0	52.40									

— Primary Baseline   
 — Remaining Work   
 — Critical Remaining Work   
 ◆ Baseline Milestone   
 ◆ Milestone

Activity ID	CR 14-001	Activity Name	Start	Finish	Original Duration	Budgeted Labor Units	Budgeted Labor Cost	Budgeted Material Cost	Budgeted Total Cost	Budgeted Nonlabor Cost	Total Float	FY2014	FY2015	FY2016	FY2017	FY2018	FY2019	FY2020	21
23611065M		nA BPMs Comp		31-Oct-14	0.00	0.00	\$0	\$0	\$0	\$0	4.00								
23611070		First Article Unit - Power Supplies/PC104/Timing Modules SPM BPMs	03-Sep-13	16-Sep-13	2.00	3.00	\$7,101	\$0	\$7,101	\$0	10.00								
23611075		Procurement Labor - Power Supplies/PC104/Timing Modules SPM BPMs FY13	03-Sep-13	30-Sep-13	4.00	0.81	\$1,469	\$0	\$1,469	\$0	10.00								
23611075a		Procurement Labor - Power Supplies/PC104/Timing Modules SPM BPMs FY14	01-Oct-13	27-Nov-13	8.40	1.69	\$3,085	\$0	\$3,085	\$0	10.00								
23611080		Procurement - Power Supplies/PC104/Timing Modules SPM BPMs	03-Oct-13	10-Jan-14	12.40	0.00	\$0	\$20,243	\$20,243	\$0	10.00								
23611085		Assembly Labor - Power Supplies/PC104/Timing Modules SPM BPMs Part A	03-Oct-13	27-Nov-13	8.00	8.31	\$15,141	\$0	\$15,141	\$0	10.00								
23611085a		Assembly Labor - Power Supplies/PC104/Timing Modules SPM BPMs Part b	02-Dec-13	03-Feb-14	7.40	6.54	\$11,905	\$0	\$11,905	\$0	10.00								
23611090		Assembly Procurement - Power Supplies/PC104/Timing Modules SPM BPMs	03-Oct-13	03-Feb-14	15.40	0.00	\$0	\$1,651	\$1,651	\$0	10.00								
23611095		Installation Labor - Power Supplies/PC104/Timing Modules SPM BPMs Part A	03-Oct-13	27-Nov-13	8.00	0.56	\$1,022	\$0	\$1,022	\$0	10.00								
23611095a		Installation Labor - Power Supplies/PC104/Timing Modules SPM BPMs Part B	02-Dec-13	03-Feb-14	7.40	0.44	\$804	\$0	\$804	\$0	10.00								
23611100		Installation Procurement - Power Supplies/PC104/Timing Modules SPM BPMs	03-Oct-13	03-Feb-14	15.40	0.00	\$0	\$1,857	\$1,857	\$0	10.00								
23611913LOE		FY13 Mngmnt Effort for BPMs	03-Sep-13	30-Sep-13	4.00	0.27	\$782	\$0	\$782	\$0	13.40								
23611914LOE		FY14 Mngmnt Effort for BPMs Part A	01-Oct-13	27-Nov-13	8.40	0.38	\$1,098	\$0	\$1,098	\$0	13.40								
23611914LOE		FY14 Mngmnt Effort for BPMs Part B	02-Dec-13	26-Aug-14	36.20	1.38	\$4,020	\$0	\$4,020	\$0	13.40								
<b>1.3.6.1.2 HARPS</b>			<b>03-Sep-13</b>	<b>30-Sep-13</b>	<b>4.00</b>	<b>6.84</b>	<b>\$16,611</b>	<b>\$0</b>	<b>\$19,311</b>	<b>\$2,700</b>	<b>18.00</b>								
23612030		Harp Sys Implementn Labor	03-Sep-13	30-Sep-13	4.00	3.57	\$8,022	\$0	\$10,722	\$2,700	6.00								
23612035		Harp Systems Software Implementn & Cmmssng	03-Sep-13	30-Sep-13	4.00	3.20	\$8,394	\$0	\$8,394	\$0	6.00								
23612035M		Harp Sys Comp		30-Sep-13	0.00	0.00	\$0	\$0	\$0	\$0	6.00								
23612913LOE		FY13 Mngmnt Effort for Harps	03-Sep-13	30-Sep-13	4.00	0.07	\$195	\$0	\$195	\$0	17.80								
<b>1.3.6.1.3 VIEWERS</b>			<b>03-Sep-13</b>	<b>02-Dec-13</b>	<b>12.60</b>	<b>9.77</b>	<b>\$21,478</b>	<b>\$8,500</b>	<b>\$29,978</b>	<b>\$0</b>	<b>14.80</b>								
23613025a		Implementn of Viewer Sys Labor	03-Sep-13	30-Sep-13	4.00	2.00	\$3,709	\$0	\$3,709	\$0	6.00								
23613030		Software Implementn Viewer Systems	03-Sep-13	30-Sep-13	4.00	7.00	\$16,298	\$0	\$16,298	\$0	6.00								
23613035M		Viewers Sys Comp		30-Sep-13	0.00	0.00	\$0	\$0	\$0	\$0	6.00								
23613050		SLM System Controls	01-Oct-13	02-Dec-13	8.60	0.70	\$1,275	\$8,500	\$9,775	\$0	14.60								
23613913LOE		FY13 Mngmnt Effort for Viewer Sys	03-Sep-13	30-Sep-13	4.00	0.07	\$195	\$0	\$195	\$0	17.80								
<b>1.3.6.1.4 BEAM-BASED FEEDBACK SYSTEMS</b>			<b>05-Mar-14</b>	<b>22-Sep-14</b>	<b>28.20</b>	<b>27.54</b>	<b>\$65,068</b>	<b>\$52,870</b>	<b>\$129,665</b>	<b>\$11,728</b>	<b>9.80</b>								
23614014		FFB Sys Prcrmnts	05-Mar-14	20-May-14	11.00	1.27	\$2,323	\$48,663	\$54,474	\$3,489	9.80								
23614015		FFB Sys Fabrication & Assy	23-Apr-14	23-Jun-14	8.60	9.35	\$20,964	\$1,026	\$26,229	\$4,238	9.80								
23614020		FFB Sys Component & VME Testing	23-Apr-14	23-Jun-14	8.60	3.40	\$8,048	\$3,181	\$11,229	\$0	22.40								
23614025		FFB Sys Hardware Implementn	24-Jun-14	22-Jul-14	4.00	1.70	\$3,097	\$0	\$7,097	\$4,000	9.80								
23614030		FFB Software Implementn	27-May-14	01-Aug-14	9.60	7.14	\$18,177	\$0	\$18,177	\$0	9.80								
23614035		FFB Slow Lock Implementn	04-Aug-14	15-Sep-14	6.00	1.70	\$4,604	\$0	\$4,604	\$0	9.80								
23614040		FFB Slow Lock & FFB Cmmssng	02-Sep-14	22-Sep-14	3.00	2.55	\$6,616	\$0	\$6,616	\$0	9.80								
23614045M		FFB Sys Comp		22-Sep-14	0.00	0.00	\$0	\$0	\$0	\$0	9.80								
23614050LOE		FY14 Mngmnt Effort for FFB	05-Mar-14	19-Sep-14	28.00	0.43	\$1,239	\$0	\$1,239	\$0	10.00								
<b>1.3.6.3 CONTROL SYSTEM SOFTWARE</b>			<b>03-Sep-13</b>	<b>30-Sep-13</b>	<b>4.00</b>	<b>7.45</b>	<b>\$20,281</b>	<b>\$0</b>	<b>\$20,281</b>	<b>\$0</b>	<b>18.00</b>								
2363015aa		Update Hi-Level Applications Labor	03-Sep-13	30-Sep-13	4.00	7.41	\$20,056	\$0	\$20,056	\$0	6.40								
2363913LOE		FY13 CSS Sys Mngmnt Effort	03-Sep-13	30-Sep-13	4.00	0.05	\$225	\$0	\$225	\$0	17.80								
<b>1.3.6.4 SAFETY SYSTEMS</b>			<b>03-Sep-13</b>	<b>02-Jun-14</b>	<b>36.80</b>	<b>146.06</b>	<b>\$331,918</b>	<b>\$53,107</b>	<b>\$404,123</b>	<b>\$19,099</b>	<b>28.00</b>								
<b>1.3.6.4.1 MACHINE PROTECTION</b>			<b>03-Sep-13</b>	<b>02-Jun-14</b>	<b>36.80</b>	<b>41.82</b>	<b>\$91,390</b>	<b>\$12,000</b>	<b>\$103,390</b>	<b>\$0</b>	<b>28.00</b>								
23641020		Test/QA FSD Hardware (MPS)	03-Sep-13	13-Sep-13	1.80	0.75	\$1,639	\$0	\$1,639	\$0	23.80								
23641025		Install FSD Wire & Cable (MPS) FY13	23-Sep-13	30-Sep-13	1.20	1.15	\$2,205	\$0	\$2,205	\$0	24.40								
23641025a		Install FSD Wire & Cable (MPS) FY14	01-Oct-13	15-Nov-13	6.80	6.50	\$12,495	\$0	\$12,495	\$0	24.40								
23641030		Install/Test FSD Hardware (MPS) FY13	03-Sep-13	30-Sep-13	4.00	1.09	\$2,506	\$0	\$2,506	\$0	23.80								
23641030a		Install/Test FSD Hardwarefor RF Installation(MPS) FY13	16-Sep-13	30-Sep-13	2.20	0.65	\$1,531	\$0	\$1,531	\$0	26.60								
23641030aa		Install/Test FSD Hardwarefor RF Installation(MPS) FY14	01-Oct-13	31-Oct-13	4.60	1.35	\$3,203	\$0	\$3,203	\$0	26.60								
23641030b		Install/Test FSD Hardware (MPS) FY14	01-Oct-13	20-Nov-13	7.40	2.01	\$4,636	\$0	\$4,636	\$0	23.80								
23641040		Develop/Install/Test FSD Software (MPS) FY13	16-Sep-13	30-Sep-13	2.20	0.65	\$1,752	\$0	\$1,752	\$0	26.60								
23641040a		Develop/Install/Test FSD Software (MPS) FY14	01-Oct-13	31-Oct-13	4.60	1.35	\$3,664	\$0	\$3,664	\$0	26.60								
23641045M		FSD Sys Comp (MPS)		20-Nov-13	0.00	0.00	\$0	\$0	\$0	\$0	23.80								
23641055		Test/QA BLM Hardware (MPS) FY13	03-Sep-13	30-Sep-13	4.00	0.96	\$2,272	\$0	\$2,272	\$0	26.80								
23641055a		Test/QA BLM Hardware (MPS) FY14	01-Oct-13	07-Oct-13	1.00	0.24	\$568	\$0	\$568	\$0	26.80								
23641060		Install BLM Wire & Cable (MPS) FY13	03-Sep-13	30-Sep-13	4.00	1.00	\$2,054	\$0	\$2,054	\$0	19.80								
23641060a		Install BLM Wire & Cable (MPS) FY14	01-Oct-13	20-Nov-13	7.40	1.85	\$3,799	\$0	\$3,799	\$0	19.80								
23641065		Install BLM Hardware (MPS) FY13	03-Sep-13	30-Sep-13	4.00	0.87	\$1,772	\$0	\$1,772	\$0	19.80								

█ Primary Baseline   
 █ Remaining Work   
 ◆ Baseline Milestone  
█ Actual Work   
 █ Critical Remaining Work   
 ◆ Milestone



Activity ID	CR 14-001	Activity Name	Start	Finish	Original Duration	Budgeted Labor Units	Budgeted Labor Cost	Budgeted Material Cost	Budgeted Total Cost	Budgeted Nonlabor Cost	Total Float	B	FY2014	FY2015	FY2016	FY2017	FY2018	FY2019	FY2020	21
23641065a		Install BLM Hardware (MPS) FY14	01-Oct-13	20-Nov-13	7.40	1.61	\$3,277	\$0	\$3,277	\$0	19.80									
23641075		Develop/Install/Test BLM Software (MPS)	15-Nov-13	20-Dec-13	4.80	2.00	\$5,417	\$0	\$5,417	\$0	19.80									
23641080M		BLM Sys Comp (MPS)		20-Dec-13	0.00	0.00	\$0	\$0	\$0	\$0	19.80									
23641085		Proc Tagger/Hall D Beam Loss Monitoring Hardware (MPS)	03-Sep-13	30-Sep-13	4.00	0.00	\$0	\$8,000	\$8,000	\$0	25.80									
23641087		Install BLM Wire & Cable (MPS) Tagger Hall D FY13	03-Sep-13	30-Sep-13	4.00	2.75	\$5,655	\$0	\$5,655	\$0	8.00									
23641087a		Install BLM Wire & Cable (MPS) Tagger Hall D FY14	01-Oct-13	13-Jan-14	13.00	8.95	\$18,379	\$0	\$18,379	\$0	8.00									
23641090		Test/QA Tagger/Hall D Beam Loss Monitoring Hardware (MPS) FY13	03-Sep-13	30-Sep-13	4.00	0.57	\$1,249	\$0	\$1,249	\$0	8.00									
23641090a		Test/QA Tagger/Hall D Beam Loss Monitoring Hardware (MPS) FY14	01-Oct-13	10-Jan-14	12.80	1.83	\$3,996	\$0	\$3,996	\$0	8.00									
23641095		Install/Test Tagger/Hall D Beam Loss Monitoring Sys (MPS)	07-Jan-14	17-Feb-14	5.80	2.00	\$4,189	\$0	\$4,189	\$0	8.00									
23641100		Rework FSD Cards	01-Oct-13	18-Nov-13	7.00	0.00	\$0	\$4,000	\$4,000	\$0	18.80									
23641100M		Beam Loss Ion Chamb Sys Comp (MPS)		17-Feb-14	0.00	0.00	\$0	\$0	\$0	\$0	8.00									
23641913LOE		FY13 Mngmnt & Elect Dsgn Supprt Effort for MPS	03-Sep-13	30-Sep-13	4.00	0.20	\$607	\$0	\$607	\$0	28.40									
23641914LOE		FY14 Mngmnt & Elect Dsgn Supprt Effort for MPS	01-Oct-13	02-Jun-14	32.60	1.50	\$4,526	\$0	\$4,526	\$0	28.40									
<b>1.3.6.4.2 BELS</b>			<b>03-Sep-13</b>	<b>02-Jun-14</b>	<b>36.80</b>	<b>17.03</b>	<b>\$39,534</b>	<b>\$13,333</b>	<b>\$57,867</b>	<b>\$5,000</b>	<b>28.00</b>									
23642005		Develop/Install/Test BELS Software	14-Oct-13	03-Jan-14	10.00	3.60	\$10,117	\$0	\$10,117	\$0	14.00									
23642014		Proc BELS Hardware	01-Oct-13	12-Nov-13	6.20	0.40	\$1,165	\$10,333	\$11,498	\$0	4.20									
23642015		Test/QA BELS Compnts	29-Oct-13	08-Jan-14	8.40	5.00	\$10,199	\$0	\$10,199	\$0	4.20									
23642019		Proc Remaining BELS Hardware	01-Oct-13	11-Dec-13	10.00	0.00	\$0	\$3,000	\$3,000	\$0	4.20									
23642020		Install BELS Hardware	13-Feb-14	14-Mar-14	4.40	6.80	\$13,914	\$0	\$18,914	\$5,000	4.20									
23642030M		BELS Sys Comp		14-Mar-14	0.00	0.00	\$0	\$0	\$0	\$0	4.20									
23642913LOE		FY13 Mngmnt & Elect Dsgn Supprt Effort for BELS	03-Sep-13	30-Sep-13	4.00	0.15	\$489	\$0	\$489	\$0	28.40									
23642914LOE		FY14 Mngmnt & Elect Dsgn Supprt Effort for BELS	01-Oct-13	02-Jun-14	32.60	1.08	\$3,649	\$0	\$3,649	\$0	28.40									
<b>1.3.6.4.3 PSS</b>			<b>03-Sep-13</b>	<b>02-Jun-14</b>	<b>36.80</b>	<b>87.22</b>	<b>\$200,994</b>	<b>\$27,773</b>	<b>\$242,866</b>	<b>\$14,099</b>	<b>28.00</b>									
23643020b		Proc Remaining Cable and PLC Systems	03-Sep-13	31-Oct-13	8.60	0.00	\$0	\$4,279	\$4,279	\$0	15.20									
23643045		Install Linac Cable Conduit, Infrastructure (PSS) FY13	03-Sep-13	30-Sep-13	4.00	1.59	\$2,657	\$0	\$4,797	\$2,141	15.20									
23643045a		Install Linac Cable Conduit, Infrastructure (PSS) FY14	01-Oct-13	16-Oct-13	2.40	0.95	\$1,594	\$0	\$2,878	\$1,284	15.20									
23643065		Fab & Test Beam Transport Monitor (PSS)	14-Oct-13	18-Nov-13	5.20	1.70	\$3,097	\$0	\$3,097	\$0	13.00									
23643070		Install Beam Transport Monitor (PSS)	01-Nov-13	20-Dec-13	6.80	9.00	\$23,214	\$0	\$23,214	\$0	13.00									
23643070a		Install Beam Transport Monitor - EPICS Interface (PSS)	02-Dec-13	10-Jan-14	4.40	4.00	\$11,038	\$0	\$11,038	\$0	13.00									
23643100		Fab & Test Beam Stoppers & Diffusers (PSS) FY13	03-Sep-13	30-Sep-13	4.00	6.42	\$13,732	\$0	\$21,794	\$8,062	22.40									
23643100a		Fab & Test Beam Stoppers & Diffusers (PSS) FY14	01-Oct-13	04-Oct-13	0.80	1.28	\$2,746	\$0	\$4,359	\$1,612	22.40									
23643102		Update Stopper/Diffuser Software (PSS)	01-Nov-13	20-Dec-13	6.80	1.00	\$2,708	\$0	\$2,708	\$0	21.40									
23643105		Install Beam Stoppers & Diffusers (PSS) FY13	16-Sep-13	30-Sep-13	2.20	0.67	\$1,223	\$0	\$1,223	\$0	21.40									
23643105a		Install Beam Stoppers & Diffusers (PSS) FY14	01-Oct-13	30-Oct-13	4.40	1.33	\$2,446	\$0	\$2,446	\$0	21.40									
23643115		Test/QA PSS Beam Current Monitor Compnts	01-Nov-13	16-Dec-13	6.00	0.49	\$1,237	\$0	\$1,237	\$0	14.40									
23643117		Proc BCM Cavity Components- (PSS) Procurement	03-Sep-13	31-Oct-13	8.60	0.00	\$0	\$6,752	\$6,752	\$0	21.20									
23643117a		Proc BCM Cavity Components- (PSS) Expenses FY13	03-Sep-13	30-Sep-13	4.00	0.00	\$0	\$0	\$465	\$465	21.10									
23643117b		Proc BCM Cavity Components- (PSS) Expenses FY14	01-Oct-13	01-Nov-13	4.70	0.00	\$0	\$0	\$535	\$535	21.10									
23643120		Install & Test PSS Beam Current Monitor	15-Oct-13	20-Dec-13	9.40	7.20	\$15,717	\$0	\$15,717	\$0	14.40									
23643140		Upgrade MCC Console (PSS) FY13	03-Sep-13	30-Sep-13	4.00	2.03	\$4,019	\$0	\$4,019	\$0	23.60									
23643140a		Upgrade MCC Console (PSS) FY14	01-Oct-13	15-Oct-13	2.20	1.12	\$2,210	\$0	\$2,210	\$0	23.60									
23643145		Install & Test Tagger Access Control Sys (PSS) FY13	16-Sep-13	30-Sep-13	2.20	1.42	\$2,949	\$0	\$2,949	\$0	17.40									
23643145a		Install & Test Tagger Access Control Sys (PSS) FY14	01-Oct-13	27-Nov-13	8.40	5.44	\$11,259	\$0	\$11,259	\$0	17.40									
23643145b		Install & Test Hall D-MCC Access Control Sys (PSS) FY13	16-Sep-13	30-Sep-13	2.20	1.35	\$2,791	\$0	\$2,791	\$0	15.20									
23643145ba		Install & Test Hall D-MCC Access Control Sys (PSS) FY14	01-Oct-13	16-Dec-13	10.60	6.49	\$13,446	\$0	\$13,446	\$0	15.20									
23643150		Proc Equipment for H-A, B, C Upgrades (PSS)	04-Nov-13	28-Feb-14	14.80	0.00	\$0	\$7,242	\$7,242	\$0	3.60									
23643155		Install & Test H-A, B, C Upgrades (PSS)	04-Dec-13	28-Feb-14	10.80	4.00	\$8,377	\$0	\$8,377	\$0	3.60									
23643160		Create & Simulate PSS Logic Programs	03-Dec-13	15-Jan-14	4.80	3.00	\$8,737	\$0	\$8,737	\$0	12.40									
23643165		Install & Test PSS Logic Programs	02-Jan-14	15-Jan-14	2.00	4.12	\$11,104	\$0	\$11,104	\$0	12.40									
23643170M		Linac PSS Systems Comp		30-Sep-13	0.00	0.00	\$0	\$0	\$0	\$0	6.00									
23643175M		Halls A, B, C PSS Systems Comp		28-Feb-14	0.00	0.00	\$0	\$0	\$0	\$0	3.60									
23643180M		Tagger Bldng PSS Systems Comp		16-Dec-13	0.00	0.00	\$0	\$0	\$0	\$0	15.20									
23643185M		H-D PSS Systems Comp		10-Jan-14	0.00	0.00	\$0	\$0	\$0	\$0	13.00									
23643205		Install Public Address Sys (PSS)	04-Nov-13	16-Dec-13	5.80	2.00	\$4,080	\$0	\$4,080	\$0	15.20									
23643280		EPICS Interface Development	04-Nov-13	31-Jan-14	10.80	4.00	\$11,038	\$0	\$11,038	\$0	10.20									

— Primary Baseline   
 ■ Remaining Work   
 ◆ Baseline Milestone  
■ Actual Work   
 ■ Critical Remaining Work   
 ◆ Milestone

Activity ID	CR 14-001	Activity Name	Start	Finish	Original Duration	Budgeted Labor Units	Budgeted Labor Cost	Budgeted Material Cost	Budgeted Total Cost	Budgeted Nonlabor Cost	Total Float	FY2014	FY2015	FY2016	FY2017	FY2018	FY2019	FY2020	21
23643350		PSS PLC Communications - Labor FY13	16-Sep-13	30-Sep-13	2.20	0.57	\$1,491	\$0	\$1,491	\$0	1.20								
23643350a		PSS PLC Communications - Labor FY14	01-Oct-13	27-Nov-13	8.40	2.19	\$5,693	\$0	\$5,693	\$0	1.20								
23643355		PSS PLC Communications - Procurements	03-Oct-13	31-Oct-13	4.20	0.00	\$0	\$9,500	\$9,500	\$0	1.20								
23643360		C-100 RF Commissioning PSS Support	03-Sep-13	30-Sep-13	4.00	1.52	\$2,998	\$0	\$2,998	\$0	6.00								
23643913LOE		FY13 Mngmnt & Supprt Effort for PSS	03-Sep-13	30-Sep-13	4.00	1.44	\$3,458	\$0	\$3,458	\$0	28.40								
23643914LOE		FY14 Mngmnt & Supprt Effort for PSS	01-Oct-13	02-Jun-14	32.60	10.89	\$25,935	\$0	\$25,935	\$0	28.40								
<b>1.3.6.5 DUMPS (HALL D &amp; INSERTABLE)</b>			03-Sep-13	17-Jan-14	18.20	17.17	\$35,119	\$11,006	\$50,007	\$3,882	11.80								
2365014		HD Dump Sys Prcrmnts	01-Oct-13	25-Oct-13	3.80	0.80	\$1,457	\$6,000	\$7,457	\$0	12.00								
2365015		HD Dump Sys Fab & Assy	01-Oct-13	25-Oct-13	3.80	4.00	\$7,286	\$2,425	\$10,211	\$500	12.00								
2365020		HD Dump Component Testing	01-Oct-13	25-Oct-13	3.80	2.80	\$5,721	\$0	\$5,721	\$0	12.00								
2365025		HD Dump Sys Implementn	01-Oct-13	17-Dec-13	10.80	3.50	\$6,560	\$1,690	\$11,386	\$3,136	12.00								
2365030		HD Dump Software Implementn & Cmmssng	21-Oct-13	17-Jan-14	11.00	3.00	\$8,329	\$0	\$8,329	\$0	12.00								
2365035M		HD Dump Comp		17-Jan-14	0.00	0.00	\$0	\$0	\$0	\$0	12.00								
2365045		Insertable Dump Sys Fab & Assy	01-Oct-13	25-Oct-13	3.80	1.60	\$3,020	\$890	\$4,156	\$246	2.20								
2365050		Insertable Dump Component Testing	01-Oct-13	25-Oct-13	3.80	0.80	\$1,457	\$0	\$1,457	\$0	2.20								
2365055		Insertable Dump Sys Implementn	01-Oct-13	25-Oct-13	3.80	0.60	\$1,093	\$0	\$1,093	\$0	2.20								
2365060		Insertable Dump Software Implementn & Cmmssng	01-Oct-13	25-Oct-13	3.80	0.00	\$0	\$0	\$0	\$0	2.20								
2365065M		Insertable Dump Comp		25-Oct-13	0.00	0.00	\$0	\$0	\$0	\$0	2.20								
2365913LOE		FY13 Mngmnt Effort for Dump	03-Sep-13	30-Sep-13	4.00	0.07	\$195	\$0	\$195	\$0	17.80								
<b>1.3.6.6 VACUUM CONTROLS</b>			03-Sep-13	27-Sep-13	3.80	8.20	\$16,888	\$0	\$16,888	\$0	26.20								
2366050a		ARC Vac Controls Software Implementn	03-Sep-13	27-Sep-13	3.80	2.20	\$5,958	\$0	\$5,958	\$0	26.00								
2366051		ARC Vac Controls Hardware Implementation & Testing	03-Sep-13	27-Sep-13	3.80	6.00	\$10,930	\$0	\$10,930	\$0	26.00								
2366055M		ARC Vacuum Controls Sys Comp		27-Sep-13	0.00	0.00	\$0	\$0	\$0	\$0	26.00								
<b>1.3.6.7 MAGNET INSTRUMENTATION</b>			03-Sep-13	07-Feb-14	21.00	15.89	\$36,295	\$5,700	\$41,995	\$0	9.00								
2367025a		Mag Instrmntn Software Implementn & Cmmssng FY13	03-Sep-13	30-Sep-13	4.00	0.92	\$2,258	\$0	\$2,258	\$0	9.20								
2367025aa		Mag Instrmntn Software Implementn & Cmmssng FY14	01-Oct-13	07-Feb-14	16.60	3.80	\$9,369	\$0	\$9,369	\$0	9.20								
2367030		Magnet Communication New I/O IP design - Labor FY13	03-Sep-13	30-Sep-13	4.00	0.17	\$425	\$0	\$425	\$0	2.80								
2367030a		Magnet Communication New I/O IP design - Labor FY14	01-Oct-13	13-Nov-13	6.40	0.27	\$680	\$0	\$680	\$0	2.80								
2367035		Magnet Communication New I/O IP design - Proc.	02-Oct-13	13-Nov-13	6.20	0.51	\$1,158	\$3,300	\$4,458	\$0	2.80								
2367040		Magnet Communication New I/O IP Fabrication	02-Oct-13	13-Nov-13	6.20	3.60	\$6,558	\$2,400	\$8,958	\$0	2.80								
2367045		Magnet Communication New I/O IP Testing	02-Oct-13	12-Nov-13	6.00	2.16	\$4,546	\$0	\$4,546	\$0	2.80								
2367050		Magnet Communication New I/O IP Installation	01-Oct-13	11-Nov-13	6.00	2.16	\$4,546	\$0	\$4,546	\$0	17.20								
2367055		Magnet Communication New I/O IP Software - Labor	01-Oct-13	11-Nov-13	6.00	2.32	\$6,757	\$0	\$6,757	\$0	2.80								
<b>1.4 CONSTRUCTION UPGRADE HALLS A, B, &amp; C</b>			03-Sep-13	03-Feb-16	119.00	5007.27	\$11,236,689	\$22,490,078	\$35,073,049	\$1,346,282	83.00								
<b>1.4.1 CONSTRUCTION HALL A</b>			03-Sep-13	30-Sep-13	4.00	3.00	\$5,657	\$3,858	\$9,515	\$0	11.40								
<b>1.4.1.5 BEAMLINE</b>			03-Sep-13	30-Sep-13	4.00	3.00	\$5,657	\$3,858	\$9,515	\$0	11.40								
<b>1.4.1.5.2 COMPTON POLARIMETER</b>			03-Sep-13	30-Sep-13	4.00	3.00	\$5,657	\$3,858	\$9,515	\$0	11.40								
24152015		Proc motion sys, Stands & Beam Line (COMP POLAR) Re-Baseline Obligati	03-Sep-13	30-Sep-13	4.00	0.00	\$0	\$12	\$12	\$0	11.40								
24152020		Proc motion sys, Stands & Beam Line (COMP POLAR)	03-Sep-13	30-Sep-13	4.00	0.00	\$0	\$3,846	\$3,846	\$0	11.40								
24152025		Install & Test (COMP POLAR)	03-Sep-13	30-Sep-13	4.00	3.00	\$5,657	\$0	\$5,657	\$0	11.40								
<b>1.4.1.5.3 MAPPING-ARC ENERGY MEASUREMENT</b>			03-Sep-13	03-Sep-13	0.20	0.00	\$0	\$0	\$0	\$0	15.20								
24153020		Install Rebuilt 9th Dipole in Shed (MAPPER)	03-Sep-13	03-Sep-13	0.20	0.00	\$0	\$0	\$0	\$0	15.20								
<b>1.4.2 CONSTRUCTION HALL B</b>			03-Sep-13	28-Jan-16	118.20	3693.98	\$8,345,571	\$13,676,764	\$22,772,108	\$749,772	83.80								
<b>1.4.2.1 MAGNET</b>			03-Sep-13	30-Sep-13	4.00	0.00	\$0	\$961,782	\$961,782	\$0	160.60								
<b>1.4.2.1.1 TOROIDAL MAGNET</b>			03-Sep-13	30-Sep-13	4.00	0.00	\$0	\$638,782	\$638,782	\$0	160.60								
24211090		Wang Torus Settlement	03-Sep-13	30-Sep-13	4.00	0.00	\$0	\$217,518	\$217,518	\$0	160.20								
24211095		Wang Torus Settlement Final	03-Sep-13	30-Sep-13	4.00	0.00	\$0	\$421,264	\$421,264	\$0	160.20								
<b>1.4.2.1.2 SOLENOID</b>			03-Sep-13	30-Sep-13	4.00	0.00	\$0	\$323,000	\$323,000	\$0	160.60								
24212000		Wang Solenoid Settlement	03-Sep-13	30-Sep-13	4.00	0.00	\$0	\$36,925	\$36,925	\$0	160.20								
24212005		Wang Solenoid Settlement Final	03-Sep-13	30-Sep-13	4.00	0.00	\$0	\$286,076	\$286,076	\$0	160.20								
<b>1.4.2.2 DETECTORS</b>			03-Sep-13	04-Aug-15	95.00	1156.17	\$1,963,403	\$2,032,659	\$4,247,553	\$251,491	107.00								
<b>1.4.2.2.1 TRACKING</b>			03-Sep-13	01-Apr-15	77.80	428.07	\$801,057	\$1,371,749	\$2,264,269	\$91,463	124.20								
<b>1.4.2.2.1.1 SILICON DETECTOR</b>			03-Sep-13	12-Dec-14	63.80	308.47	\$582,273	\$1,084,239	\$1,757,975	\$91,463	138.20								
242211013E		SVT-FY13 Travel	03-Sep-13	30-Sep-13	4.00	0.00	\$0	\$0	\$4,503	\$4,503	143.80								

— Primary Baseline   
 — Remaining Work   
 ◆ Baseline Milestone  
— Actual Work   
 — Critical Remaining Work   
 ◆ Milestone



Activity ID	CR 14-001	Activity Name	Start	Finish	Original Duration	Budgeted Labor Units	Budgeted Labor Cost	Budgeted Material Cost	Budgeted Total Cost	Budgeted Nonlabor Cost	Total Float	FY2014	FY2015	FY2016	FY2017	FY2018	FY2019	FY2020	21
242211014E		SVT-FY14 Travel	01-Oct-13	30-Sep-14	49.40	0.00	\$0	\$0	\$33,200	\$33,200	143.80								
242211130		HBI - SVT Engineering and Construction Oversight FY13	03-Sep-13	30-Sep-13	4.00	2.58	\$7,517	\$0	\$7,517	\$0	143.80								
242211140		HBI - SVT Engineering and Construction Oversight FY14	01-Oct-13	30-Sep-14	49.40	23.74	\$69,188	\$0	\$69,188	\$0	143.80								
242211145		HBI - SVT Engineering and Construction Oversight FY15	01-Oct-14	31-Oct-14	4.60	4.00	\$11,658	\$0	\$11,658	\$0	143.80								
242211160t		FNAL Construction and test (Jlab/FNAL) of R1-R3 production modules (60 modules) Part A	03-Sep-13	30-May-14	36.40	0.00	\$0	\$22,828	\$22,828	\$0	45.80								
242211160u		FNAL Construction and test (Jlab/FNAL) of R1-R3 production modules (60 modules) Part B	03-Sep-13	30-May-14	36.40	0.00	\$0	\$222,139	\$222,139	\$0	46.75								
242211160w		FNAL Construction and test (Jlab/FNAL) of R4 production modules Phase 1	03-Sep-13	30-Sep-14	53.40	0.00	\$0	\$46,506	\$46,506	\$0	52.40								
242211160w5		FNAL Construction and test (Jlab/FNAL) of R4 production modules Phase 2	03-Sep-13	30-Sep-14	53.40	0.00	\$0	\$63,582	\$63,582	\$0	52.40								
242211335		MECH GRP - Modules: assembly table, mounting, and alignment fixture procurement - P	03-Sep-13	13-Sep-13	1.80	0.00	\$0	\$1,290	\$1,290	\$0	51.00								
242211340		MECH GRP - Modules: assembly table, mounting, and alignment fixture construction - La	04-Oct-13	31-Oct-13	4.00	1.00	\$1,834	\$0	\$1,834	\$0	51.00								
242211360		HBI - Electronics HFCB R1-R4 - Proc	03-Sep-13	31-Mar-14	27.80	0.00	\$0	\$101,920	\$101,920	\$0	65.80								
242211361		HBI - Electronics HFCB R1-R4 - Proc First Article 6 cables	03-Sep-13	20-Sep-13	2.80	0.00	\$0	\$7,350	\$7,350	\$0	105.40								
242211365a		HBI - Cable assemblies: HV, LV, and data - Proc	03-Sep-13	31-Jan-14	19.60	0.00	\$0	\$80,925	\$80,925	\$0	64.55								
242211367		HBI - Cable assemblies: Pulser	03-Sep-13	31-Mar-14	27.80	0.00	\$0	\$19,640	\$19,640	\$0	56.35								
242211370		HBI - Cable assemblies: HV, LV, and data fabrication and testing R1-R4 - Labor FY13	03-Sep-13	30-Sep-13	4.00	0.55	\$1,001	\$0	\$1,001	\$0	49.80								
242211370a		HBI - Cable assemblies: HV, LV, and data fabrication and testing R1-R4 - Labor FY14	01-Oct-13	30-May-14	32.40	4.45	\$8,107	\$0	\$8,107	\$0	49.80								
242211380		HBI - Sloco: HV, LV, PS distribution system (fabricate) - Labor	01-Nov-13	15-Nov-13	2.20	0.75	\$1,366	\$0	\$1,366	\$0	51.00								
242211390		HBI - Sloco: Slow controls for monitoring and charge calibration system: component proc	01-Oct-13	20-Dec-13	11.40	0.00	\$0	\$65,553	\$65,553	\$0	75.40								
242211395		HBI - Sloco: Slow controls for monitoring and charge calib system: assemble, test, and deb	02-Jan-14	03-Mar-14	8.40	8.00	\$18,936	\$0	\$18,936	\$0	75.40								
242211400a		HBI - Sloco: Slow controls for monitor and charge calib system: develop sloco software (1/	07-Jan-14	10-Jun-14	21.80	13.00	\$28,044	\$0	\$28,044	\$0	61.40								
242211405		MECH GRP - Faraday cage protective enclosure system Manufacturing Drawings - Labor	01-Oct-13	03-Feb-14	15.80	1.00	\$2,894	\$0	\$3,790	\$896	59.80								
242211405a		Obligated Procured Labor for Activity 242211405	03-Sep-13	03-Feb-14	19.80	0.00	\$0	\$1,792	\$1,792	\$0	59.80								
242211410		MECH GRP - Faraday cage protective enclosure system specifications and procurement	03-Sep-13	30-Sep-13	4.00	0.04	\$109	\$0	\$109	\$0	59.80								
242211410a		MECH GRP - Faraday cage protective enclosure system specifications and procurement	01-Oct-13	13-Feb-14	17.40	0.16	\$470	\$0	\$470	\$0	59.80								
242211415		MECH GRP - Faraday cage protective enclosure system - Proc	14-Feb-14	03-Mar-14	2.40	0.00	\$0	\$12,572	\$12,572	\$0	59.80								
242211445		HBI - DAQ-VSCM develop program and test - Labor	17-Oct-13	18-Mar-14	19.60	6.00	\$17,474	\$0	\$17,474	\$0	49.80								
242211460		MECH GRP - Cooling system: procurement - proc	04-Oct-13	15-Nov-13	6.20	0.00	\$0	\$7,906	\$7,906	\$0	51.00								
242211465		MECH GRP - Support, cooling, coldplate, and alignment of stave: manufacturing Drawings	03-Sep-13	20-Sep-13	2.80	0.50	\$1,447	\$0	\$5,927	\$4,480	51.00								
242211470		MECH GRP - Support, cooling, coldplate, and alignment of stave: procurement prep - Lab	23-Sep-13	30-Sep-13	1.20	0.20	\$579	\$0	\$579	\$0	51.00								
242211475		MECH GRP - Support, cooling, coldplate, and alignment of stave - Proc	01-Oct-13	31-Oct-13	4.60	0.00	\$0	\$25,321	\$25,321	\$0	51.00								
242211480		MECH GRP - Support, cooling, coldplate, and alignment of stave Faraday Cage inner: con	01-Nov-13	15-Nov-13	2.20	7.00	\$13,901	\$0	\$15,693	\$1,792	51.00								
242211485		MECH GRP - Mounting and aligning on support structure in lab, R1-R3 - Labor	18-Nov-13	15-May-14	23.60	13.00	\$24,907	\$0	\$26,699	\$1,792	51.00								
242211490		HBI - Module R1-R4 : quality assurance, test, and burn-in at FNAL - Labor FY13	03-Sep-13	30-Sep-13	4.00	6.70	\$10,580	\$0	\$10,580	\$0	45.80								
242211490a		HBI - Module R1-R4 : quality assurance, test, and burn-in at FNAL - Labor FY14	01-Oct-13	30-Sep-14	49.40	82.80	\$130,662	\$0	\$130,662	\$0	45.80								
242211495M		End of BST R1-R4 Production		30-Sep-14	0.00	0.00	\$0	\$0	\$0	\$0	45.80								
242211515		HBI - Electronics: HFCB assembly - Proc Part A	03-Sep-13	30-Apr-14	32.20	0.00	\$0	\$24,520	\$24,520	\$0	78.60								
242211520		HBI - Electronics: HFCB assembly - Proc Part B	04-Dec-13	31-Jul-14	32.20	0.00	\$0	\$33,550	\$33,550	\$0	65.80								
242211530		HBI - Compunetics HFCB Bend Test - Proc	03-Sep-13	30-Sep-13	4.00	0.00	\$0	\$200	\$200	\$0	105.40								
242211545		MECH GRP - Mounting and aligning on support structure in lab, R4 - Labor	19-May-14	04-Aug-14	10.80	7.00	\$13,901	\$0	\$15,693	\$1,792	49.80								
242211600		HBI - Full system R4, test and burn-in in Cleanroom EEL 121 - Labor	22-Jul-14	18-Aug-14	4.00	16.00	\$25,320	\$0	\$25,320	\$0	51.80								
242211605		HBI - Bus cable PCB production - Proc	03-Sep-13	27-Nov-13	12.40	0.00	\$0	\$22,550	\$22,550	\$0	53.20								
242211610		HBI - Bus cable PCB receive and Test - Labor FY13	05-Sep-13	30-Sep-13	3.60	0.24	\$437	\$0	\$437	\$0	53.20								
242211610a		HBI - Bus cable PCB receive and Test - Labor FY14	01-Oct-13	20-Dec-13	11.40	0.76	\$1,384	\$0	\$1,384	\$0	53.20								
242211615		HBI - Full system R1-R3, test and burn-in in Cleanroom EEL 121 - Labor	10-Dec-13	02-Jun-14	23.00	41.00	\$46,839	\$0	\$46,839	\$0	49.80								
242211620		FNAL Tooling	03-Sep-13	30-Sep-13	4.00	0.00	\$0	\$6,259	\$6,259	\$0	110.20								
242211635		HBI - LV cards - Proc	01-Oct-13	31-Mar-14	23.80	0.00	\$0	\$49,020	\$49,020	\$0	71.40								
242211645		HBI - Module Reception tests at JLAB - Labor	09-Dec-13	31-Oct-14	44.60	15.00	\$32,778	\$0	\$32,778	\$0	53.80								
242211655		HBI - VXS crate - Proc	01-Oct-13	31-Mar-14	23.80	0.00	\$0	\$10,997	\$10,997	\$0	71.40								
242211660		INFRA STR - Backup Environmental and power system for SVT Clean Room - Proc	02-Apr-14	02-Jun-14	8.60	0.00	\$0	\$6,249	\$6,249	\$0	62.60								
242211670		INFRA STR - Integrated Humidity Reduction System for SVT Control room - Proc	03-Sep-13	31-Oct-13	8.60	0.00	\$0	\$4,662	\$4,662	\$0	90.60								
242211675		INFRA STR - Integrated Humidity Reduction System for SVT Control room - Proc	02-Apr-14	02-Jun-14	8.60	0.00	\$0	\$8,505	\$8,505	\$0	62.60								
242211680		MECH GRP - Full system test Integration of SVT R3/R4 - Labor	01-Oct-14	12-Dec-14	10.20	20.70	\$37,603	\$0	\$37,603	\$0	45.80								
242211685		MECH GRP - Region 4 Support, cooling, coldplate, and alignment structure: manufacturing	15-Oct-13	31-Jan-14	13.60	3.00	\$7,623	\$0	\$18,375	\$10,752	53.80								
242211690		MECH GRP - Region 4 Support, cooling, coldplate, and alignment structure: procurement	03-Feb-14	14-Feb-14	2.00	0.20	\$579	\$0	\$579	\$0	53.80								
242211695		MECH GRP - Region 4 Support, cooling, coldplate, and alignment structure: - Proc	17-Feb-14	31-Mar-14	6.20	0.00	\$0	\$17,810	\$17,810	\$0	53.80								

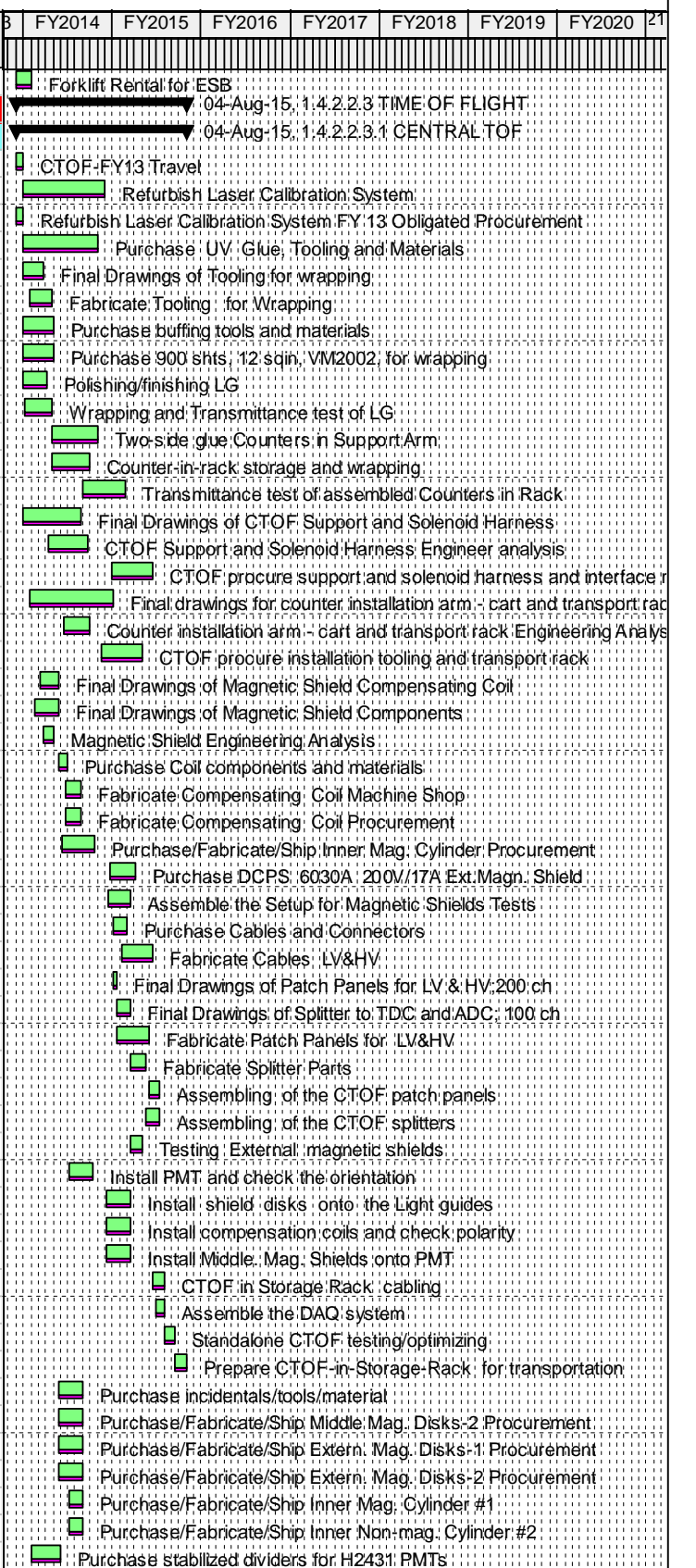
— Primary Baseline   
 — Remaining Work   
 ◆ Baseline Milestone  
— Actual Work   
 — Critical Remaining Work   
 ◆ Milestone

Activity ID	CR 14-001	Activity Name	Start	Finish	Original Duration	Budgeted Labor Units	Budgeted Labor Cost	Budgeted Material Cost	Budgeted Total Cost	Budgeted Nonlabor Cost	Total Float	FY2014	FY2015	FY2016	FY2017	FY2018	FY2019	FY2020	21	
242211700		MECH GRP - Region 4 Support, cooling, coldplate, and alignment structure: construct & a	01-Apr-14	18-Apr-14	2.80	5.00	\$10,232	\$0	\$12,024	\$1,792	53.80									
242211705		MECH GRP - Tooling for assembly and repairs: manufacturing Drawings - Labor/Expense	03-Sep-13	30-Sep-13	4.00	0.32	\$933	\$0	\$3,246	\$2,312	51.30									
242211705a		MECH GRP - Tooling for assembly and repairs: manufacturing Drawings - Labor/Expense	01-Oct-13	15-Oct-13	2.20	0.18	\$514	\$0	\$1,785	\$1,272	51.30									
242211710		MECH GRP - Tooling for assembly and repairs: procurement prep - Labor FY13	03-Sep-13	30-Sep-13	4.00	0.09	\$269	\$0	\$269	\$0	51.30									
242211710a		MECH GRP - Tooling for assembly and repairs: procurement prep - Labor FY14	01-Oct-13	01-Nov-13	4.70	0.11	\$310	\$0	\$310	\$0	51.30									
242211715		MECH GRP - Tooling for assembly and repairs - Proc	03-Sep-13	02-Dec-13	12.40	0.00	\$0	\$8,309	\$8,309	\$0	51.30									
242211720		MECH GRP - Tooling for assembly and repairs construct and assemble - Labor	02-Dec-13	02-Jan-14	3.00	5.00	\$10,232	\$0	\$13,816	\$3,584	51.30									
242211725		MECH GRP - Tooling for disassembly, and repairs : manufacturing Drawings - Labor	01-Nov-13	28-Feb-14	15.00	2.00	\$5,789	\$0	\$18,333	\$12,544	71.00									
242211730		MECH GRP - Tooling for disassembly and repairs: procurement prep - Labor	03-Mar-14	14-Mar-14	2.00	0.40	\$1,158	\$0	\$1,158	\$0	71.00									
242211735		MECH GRP - Tooling for disassembly, and repairs - Proc	17-Mar-14	30-May-14	10.80	0.00	\$0	\$11,730	\$11,730	\$0	71.00									
242211740		MECH GRP - Tooling for disassembly and repairs Build - Labor	02-May-14	13-Jun-14	6.00	5.00	\$10,232	\$0	\$13,816	\$3,584	71.00									
242211745		MECH GRP - Environmental Control System - Proc	05-Feb-14	22-Sep-14	32.20	0.00	\$0	\$24,028	\$24,028	\$0	47.00									
242211755		HBI - Additional HFCB - Proc	03-Sep-13	31-Mar-14	27.80	0.00	\$0	\$39,100	\$39,100	\$0	81.60									
242211800		Installation MECH GRP - Support and alignment tube, MFG Drawings - Labor	03-Feb-14	01-Apr-14	8.40	2.00	\$5,789	\$0	\$12,957	\$7,168	58.80									
242211805		Installation MECH GRP - Support & alignment tube - Proc - prep - Labor	02-Apr-14	15-Apr-14	2.00	1.00	\$1,834	\$0	\$1,834	\$0	58.80									
242211810		Installation MECH GRP - Support and alignment tube - Proc	16-Apr-14	02-Jun-14	6.60	0.00	\$0	\$15,972	\$15,972	\$0	58.80									
242211815		Installation MECH GRP - Support and alignment (construction) - Labor	03-Jun-14	27-Jun-14	3.80	3.00	\$6,563	\$0	\$6,563	\$0	58.80									
242211825		Installation MECH GRP - AC Distribution - proc prep - Labor	09-Jan-14	23-Jan-14	2.00	1.00	\$1,822	\$0	\$1,822	\$0	86.80									
242211830		Installation MECH GRP - AC Distribution - Proc	24-Jan-14	21-Feb-14	4.20	0.00	\$0	\$7,826	\$7,826	\$0	86.80									
242211860		Installation MECH GRP - Purging system: procurement prep - Labor	14-May-14	28-May-14	2.00	1.00	\$2,894	\$0	\$2,894	\$0	55.00									
242211865		Installation MECH GRP - Purging system: installation - Proc	29-May-14	26-Jun-14	4.20	0.00	\$0	\$5,324	\$5,324	\$0	55.00									
242211870		Installation MECH GRP - Purging system: installation in clean room- Labor	05-Aug-14	02-Sep-14	4.00	3.00	\$6,563	\$0	\$6,563	\$0	49.80									
242211875		MECH GRP - Construct silicon module shipping containers -Proc Part A	01-Oct-13	28-Feb-14	19.60	0.00	\$0	\$21,216	\$21,216	\$0	69.40									
242211875a		MECH GRP - Construct silicon module shipping containers -Proc Part B	05-Mar-14	22-Jul-14	19.60	0.00	\$0	\$30,024	\$30,024	\$0	49.40									
242211876		MECH GRP - Module shipping Charges from FNAL to Jlab - Proc	02-Dec-13	15-Oct-14	43.20	0.00	\$0	\$13,000	\$13,000	\$0	46.60									
242211885		MECH GRP - Module inserts Copper/PEEK Part A	01-Oct-13	17-Dec-13	10.80	0.00	\$0	\$2,650	\$2,650	\$0	106.00									
242211890		MECH GRP - Module inserts Copper/PEEK Part B	07-Jan-14	24-Mar-14	10.80	0.00	\$0	\$41,414	\$41,414	\$0	94.00									
242211918M		SVT Ready for Installation		12-Dec-14	0.00	0.00	\$0	\$0	\$0	\$0	45.80									
<b>1.4.2.2.1.3 FORWARD DRIFT CHAMBERS</b>			03-Sep-13	01-Apr-15	77.80	119.60	\$218,784	\$287,509	\$506,293	\$0	33.00									
242213073		ODU Contract Mount Electronics on Chambers	03-Sep-13	30-Sep-14	53.40	0.00	\$0	\$122,487	\$122,487	\$0	57.00									
242213078		De-Obligation of ODU Contract	15-Oct-13	15-Oct-13	0.20	0.00	\$0	(\$47,487)	(\$47,487)	\$0	104.20									
242213092		ISU Contract Phase 4b - String wires and test chamber 5	03-Sep-13	31-Jan-14	19.60	0.00	\$0	\$16,334	\$16,334	\$0	76.80									
242213097		ISU Contract Phase 5b - String wires and test chamber 6	03-Sep-13	31-Jan-14	19.60	0.00	\$0	\$38,906	\$38,906	\$0	76.80									
242213100		ISU Contract Phase 6 - Ship chambers, fixtures and equipment to JLab	03-Sep-13	30-Apr-14	32.20	0.00	\$0	\$88,172	\$88,172	\$0	76.80									
242213133C		P-#2 Build Boxes and Associated Hardware FY13	03-Sep-13	30-Sep-13	4.00	0.04	\$70	\$0	\$70	\$0	67.40									
242213133Ca		P-#2 Build Boxes and Associated Hardware FY14	01-Oct-13	29-May-14	32.20	0.31	\$562	\$0	\$562	\$0	67.40									
242213232		P-#3 Build Boxes and Associated Hardware FY13	03-Sep-13	30-Sep-13	4.00	0.05	\$85	\$0	\$85	\$0	82.20									
242213232a		P-#3 Build Boxes and Associated Hardware FY14	01-Oct-13	02-Apr-14	24.20	0.28	\$517	\$0	\$517	\$0	82.20									
242213330PA		Proc LVHV Distribution Cables and Boxes	03-Sep-13	01-Apr-15	77.40	0.00	\$0	\$65,000	\$65,000	\$0	33.00									
242213331		HV Dist Box Construction and Testing Labor	03-Sep-13	01-Apr-15	77.40	0.00	\$0	\$3,900	\$3,900	\$0	33.00									
242213335Pa		P-#4 Proc Cleanroom Fixtures and Equipment Part B	03-Sep-13	27-Sep-13	3.80	0.00	\$0	\$197	\$197	\$0	91.40									
242213342		P-#4 String Chambers FY13	03-Sep-13	30-Sep-13	4.00	1.16	\$2,115	\$0	\$2,115	\$0	45.80									
242213342a		P-#4 String Chambers FY14	01-Oct-13	07-Jan-14	12.20	3.52	\$6,450	\$0	\$6,450	\$0	45.80									
242213347		P-#5 String Chambers	08-Jan-14	19-Dec-14	48.40	114.24	\$208,984	\$0	\$208,984	\$0	45.80									
242213355M		Chambers Complete		01-Apr-15	0.00	0.00	\$0	\$0	\$0	\$0	33.00									
<b>1.4.2.2.2 CALORIMETRY</b>			03-Sep-13	04-Nov-14	58.60	10.10	\$13,505	\$15,192	\$28,697	\$0	56.00									
<b>1.4.2.2.2.3 FORWARD CALORIMETER</b>			03-Sep-13	04-Nov-14	58.60	10.10	\$13,505	\$15,192	\$28,697	\$0	56.00									
242223312		Procured Labor for Modules 5 & 6	03-Sep-13	25-Oct-13	7.80	0.00	\$0	\$4,375	\$4,375	\$0	89.40									
242223520		Testing #6 FY13	03-Sep-13	30-Sep-13	4.00	4.07	\$6,717	\$0	\$6,717	\$0	89.40									
242223520a		Testing #6 FY14	01-Oct-13	14-Oct-13	2.00	2.03	\$3,358	\$0	\$3,358	\$0	89.40									
242223525		Disassemble #6	15-Oct-13	22-Oct-13	1.20	3.00	\$1,596	\$0	\$1,596	\$0	89.40									
242223530		Move #6 to storage	23-Oct-13	24-Oct-13	0.40	1.00	\$1,834	\$0	\$1,834	\$0	89.40									
242223562		Store module #6	25-Oct-13	25-Oct-13	0.20	0.00	\$0	\$0	\$0	\$0	89.40									
242223563M		PCAL Complete		25-Oct-13	0.00	0.00	\$0	\$0	\$0	\$0	89.40									
242223570		Repair Calorimeter PMT's	05-Mar-14	04-Nov-14	34.40	0.00	\$0	\$10,000	\$10,000	\$0	55.80									

— Primary Baseline   
 — Remaining Work   
 — Critical Remaining Work   
 ◆ Baseline Milestone   
 ◆ Milestone



Activity ID	CR	Activity Name	Start	Finish	Original Duration	Budgeted Labor Units	Budgeted Labor Cost	Budgeted Material Cost	Budgeted Total Cost	Budgeted Nonlabor Cost	Total Float	FY2014	FY2015	FY2016	FY2017	FY2018	FY2019	FY2020	21
24223575	14-001	Forklift Rental for ESB	03-Sep-13	31-Oct-13	8.60	0.00	\$0	\$817	\$817	\$0	105.60								
<b>1.4.2.2.3 TIME OF FLIGHT</b>			<b>03-Sep-13</b>	<b>04-Aug-15</b>	<b>95.00</b>	<b>270.40</b>	<b>\$388,176</b>	<b>\$371,192</b>	<b>\$822,179</b>	<b>\$62,812</b>	<b>23.80</b>								
<b>1.4.2.2.3.1 CENTRAL TOF</b>			<b>03-Sep-13</b>	<b>04-Aug-15</b>	<b>95.00</b>	<b>202.40</b>	<b>\$380,838</b>	<b>\$222,358</b>	<b>\$657,875</b>	<b>\$54,678</b>	<b>9.20</b>								
242231013E		CTOF-FY13 Travel	03-Sep-13	30-Sep-13	4.00	0.00	\$0	\$0	\$485	\$485	99.60								
242231115		Refurbish Laser Calibration System	03-Oct-13	02-Sep-14	45.00	7.65	\$17,180	\$0	\$24,095	\$6,915	54.40								
242231120		Refurbish Laser Calibration System FY 13 Obligated Procurement	03-Sep-13	30-Sep-13	4.00	0.00	\$0	\$70	\$70	\$0	99.80								
242231125		Purchase UV Glue, Tooling and Materials	03-Oct-13	31-Jul-14	40.60	0.00	\$0	\$0	\$1,305	\$1,305	34.80								
242231140		Final Drawings of Tooling for wrapping	01-Oct-13	20-Dec-13	11.40	1.00	\$1,988	\$0	\$1,988	\$0	24.20								
242231145		Fabricate Tooling for Wrapping	29-Oct-13	28-Jan-14	11.00	1.00	\$1,834	\$0	\$4,319	\$2,485	24.20								
242231200		Purchase buffing tools and materials	03-Oct-13	03-Feb-14	15.40	0.25	\$726	\$0	\$5,160	\$4,434	38.80								
242231205		Purchase 900 shfts, 12 sqin, VM2002, for wrapping	03-Oct-13	03-Feb-14	15.40	0.00	\$0	\$2,490	\$2,490	\$0	36.60								
242231215		Polishing/finishing LG	01-Oct-13	02-Jan-14	11.60	7.00	\$9,559	\$0	\$10,679	\$1,120	26.60								
242231220		Wrapping and Transmittance test of LG	04-Oct-13	24-Jan-14	14.00	12.00	\$15,794	\$0	\$15,794	\$0	26.60								
242231245		Two-side glue Counters in Support Arm	27-Jan-14	01-Aug-14	26.60	18.00	\$20,582	\$0	\$20,582	\$0	26.60								
242231250		Counter-in-rack storage and wrapping	29-Jan-14	01-Jul-14	21.80	17.00	\$22,981	\$0	\$22,981	\$0	24.20								
242231255		Transmittance test of assembled Counters in Rack	04-Jun-14	20-Nov-14	24.00	7.00	\$11,892	\$0	\$11,892	\$0	24.20								
242231260		Final Drawings of CTOF Support and Solenoid Harness	03-Oct-13	23-May-14	31.20	4.00	\$7,954	\$0	\$7,954	\$0	34.40								
242231262		CTOF Support and Solenoid Harness Engineer analysis	10-Jan-14	25-Jun-14	23.40	3.00	\$8,683	\$0	\$8,683	\$0	37.60								
242231265		CTOF procure support and solenoid harness and interface rings	01-Oct-14	18-Mar-15	22.00	0.00	\$0	\$44,073	\$44,073	\$0	24.20								
242231270		Final drawings for counter installation arm - cart and transport rack	28-Oct-13	07-Oct-14	46.60	12.00	\$23,861	\$0	\$23,861	\$0	34.40								
242231272		Counter installation arm - cart and transport rack Engineering Analysis	20-Mar-14	02-Jul-14	14.80	4.00	\$11,578	\$0	\$11,578	\$0	34.40								
242231275		CTOF procure installation tooling and transport rack	15-Aug-14	03-Feb-15	22.20	0.00	\$0	\$11,002	\$11,002	\$0	34.40								
242231280		Final Drawings of Magnetic Shield Compensating Coil	06-Dec-13	25-Feb-14	9.80	3.00	\$5,965	\$0	\$5,965	\$0	41.20								
242231285		Final Drawings of Magnetic Shield Components	21-Nov-13	25-Feb-14	11.60	5.00	\$9,942	\$0	\$9,942	\$0	38.40								
242231287		Magnetic Shield Engineering Analysis	20-Dec-13	30-Jan-14	4.20	3.00	\$8,683	\$0	\$8,683	\$0	42.00								
242231290		Purchase Coil components and materials	26-Feb-14	01-Apr-14	5.00	0.00	\$0	\$0	\$11,196	\$11,196	41.20								
242231295		Fabricate Compensating Coil Machine Shop	27-Mar-14	27-May-14	8.60	0.00	\$0	\$0	\$8,235	\$8,235	53.60								
242231300		Fabricate Compensating Coil Procurement	27-Mar-14	27-May-14	8.60	0.00	\$0	\$20,484	\$20,484	\$0	41.20								
242231305		Purchase/Fabricate/Ship Inner Mag. Cylinder Procurement	10-Mar-14	23-Jul-14	19.20	0.00	\$0	\$11,040	\$11,040	\$0	38.40								
242231320		Purchase DCPS 6030A 200V/17A Ext.Magn. Shield	19-Sep-14	05-Jan-15	13.40	0.00	\$0	\$31,362	\$31,362	\$0	34.40								
242231325		Assemble the Setup for Magnetic Shields Tests	18-Sep-14	17-Dec-14	12.60	10.00	\$19,515	\$0	\$19,515	\$0	34.40								
242231335		Purchase Cables and Connectors	06-Oct-14	03-Dec-14	8.20	0.60	\$1,749	\$44,608	\$46,357	\$0	9.00								
242231340		Fabricate Cables LV&HV	07-Nov-14	17-Mar-15	16.40	7.00	\$12,884	\$0	\$12,884	\$0	9.00								
242231345		Final Drawings of Patch Panels for LV & HV;200 ch	06-Oct-14	16-Oct-14	1.80	2.00	\$3,977	\$0	\$3,977	\$0	16.20								
242231350		Final Drawings of Splitter to TDC and ADC; 100 ch	17-Oct-14	17-Dec-14	8.40	2.00	\$3,977	\$0	\$3,977	\$0	16.20								
242231355		Fabricate Patch Panels for LV&HV	17-Oct-14	26-Feb-15	16.80	8.00	\$14,680	\$0	\$14,680	\$0	16.20								
242231360		Fabricate Splitter Parts	17-Dec-14	12-Feb-15	6.60	4.00	\$8,405	\$0	\$8,405	\$0	16.20								
242231365		Assembling of the CTOF patch panels	27-Feb-15	09-Apr-15	6.00	5.00	\$8,154	\$0	\$8,154	\$0	16.20								
242231370		Assembling of the CTOF splitters	13-Feb-15	09-Apr-15	8.00	6.00	\$11,068	\$0	\$11,068	\$0	16.20								
242231385		Testing External magnetic shields	18-Dec-14	03-Feb-15	5.00	9.60	\$22,794	\$0	\$22,794	\$0	34.40								
242231390		Install PMT and check the orientation	03-Apr-14	14-Jul-14	14.00	3.00	\$6,583	\$0	\$6,583	\$0	48.50								
242231395		Install shield disks onto the Light guides	09-Sep-14	17-Dec-14	14.00	4.60	\$10,598	\$0	\$10,598	\$0	26.60								
242231400		Install compensation coils and check polarity	09-Sep-14	17-Dec-14	14.00	4.80	\$11,397	\$0	\$11,397	\$0	26.60								
242231405		Install Middle. Mag. Shields onto PMT	09-Sep-14	17-Dec-14	14.00	9.60	\$22,794	\$0	\$22,794	\$0	26.60								
242231410		CTOF in Storage Rack cabling	18-Mar-15	01-May-15	6.60	3.00	\$7,663	\$0	\$7,663	\$0	9.00								
242231415		Assemble the DAQ system	30-Mar-15	01-May-15	5.00	2.40	\$6,995	\$0	\$6,995	\$0	9.00								
242231420		Standalone CTOF testing/optimizing	04-May-15	15-Jun-15	5.80	1.90	\$5,213	\$0	\$5,213	\$0	9.00								
242231425		Prepare CTOF-in-Storage-Rack for transportation	16-Jun-15	04-Aug-15	7.00	9.00	\$16,640	\$0	\$16,640	\$0	9.00								
242231430		Purchase incidentals/tools/material	25-Feb-14	29-May-14	13.40	0.00	\$0	\$0	\$18,503	\$18,503	67.40								
242231435		Purchase/Fabricate/Ship Middle Mag. Disks-2 Procurement	25-Feb-14	29-May-14	13.40	0.00	\$0	\$10,320	\$10,320	\$0	42.40								
242231440		Purchase/Fabricate/Ship Extern. Mag. Disks-1 Procurement	25-Feb-14	29-May-14	13.40	0.00	\$0	\$10,320	\$10,320	\$0	42.40								
242231445		Purchase/Fabricate/Ship Extern. Mag. Disks-2 Procurement	25-Feb-14	29-May-14	13.40	0.00	\$0	\$10,320	\$10,320	\$0	42.40								
242231450		Purchase/Fabricate/Ship Inner Mag. Cylinder #1	10-Apr-14	29-May-14	7.00	0.00	\$0	\$11,040	\$11,040	\$0	42.40								
242231455		Purchase/Fabricate/Ship Inner Non-mag. Cylinder #2	10-Apr-14	29-May-14	7.00	0.00	\$0	\$11,040	\$11,040	\$0	42.40								
242231460		Purchase stabilized dividers for H2431 PMTs	04-Nov-13	05-Mar-14	15.40	0.00	\$0	\$4,190	\$4,190	\$0	48.50								



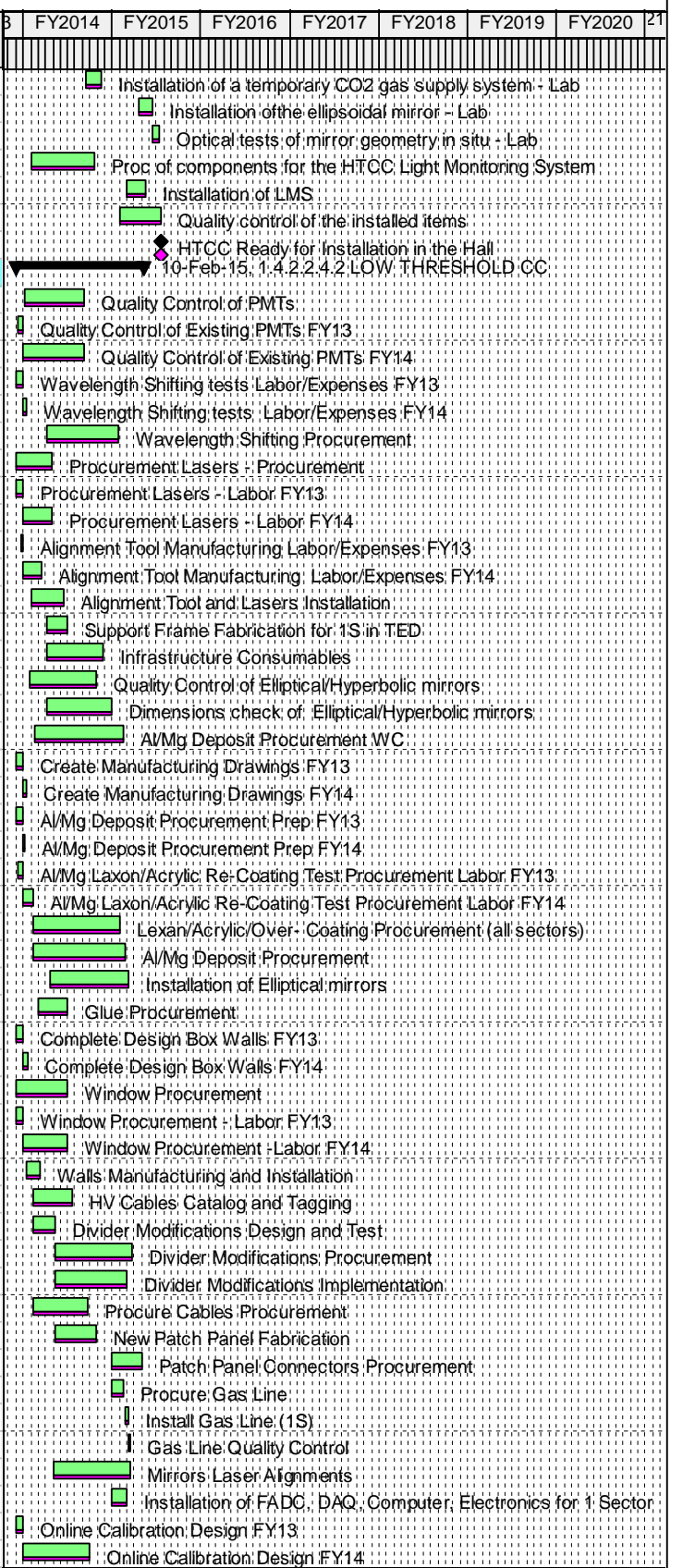
— Primary Baseline   
 — Remaining Work   
 — Critical Remaining Work   
 ◆ Baseline Milestone   
 ◆ Milestone

Activity ID	CR 14-001	Activity Name	Start	Finish	Original Duration	Budgeted Labor Units	Budgeted Labor Cost	Budgeted Material Cost	Budgeted Total Cost	Budgeted Nonlabor Cost	Total Float	FY2014	FY2015	FY2016	FY2017	FY2018	FY2019	FY2020	21
242231465		Soldering the stabilized dividers for H2431 PMTs	21-Feb-14	16-Jun-14	16.10	5.00	\$6,549	\$0	\$6,549	\$0	48.50								
242231470M		CTOF Ready for Installation		04-Aug-15	0.00	0.00	\$0	\$0	\$0	\$0	9.00								
<b>1.4.2.2.3.2 FORWARD TOF</b>			<b>03-Sep-13</b>	<b>31-Mar-14</b>	<b>28.00</b>	<b>68.00</b>	<b>\$7,338</b>	<b>\$148,833</b>	<b>\$164,304</b>	<b>\$8,134</b>	<b>90.80</b>								
242232180		FTOF Travel FY13	03-Sep-13	30-Sep-13	4.00	0.00	\$0	\$0	\$612	\$612	98.80								
242232185		FTOF Travel FY14	01-Oct-13	20-Dec-13	11.40	0.00	\$0	\$0	\$2,198	\$2,198	98.80								
242232232		Forward carriage patch panels procurement	30-Oct-13	28-Feb-14	15.40	0.00	\$0	\$5,306	\$5,306	\$0	90.60								
242232265a		High Voltage Cable Procurement (Patch Panel Plates/Brackets)	30-Oct-13	28-Feb-14	15.40	0.00	\$0	\$7,831	\$7,831	\$0	90.60								
242232320Q		Peg Point #11 - Counter baseline measurements complete	03-Sep-13	20-Dec-13	15.40	0.00	\$0	\$53,643	\$53,643	\$0	91.20								
242232320R		Peg Point #12 - Panel-1b assembly and testing complete	03-Sep-13	20-Dec-13	15.40	0.00	\$0	\$121,531	\$121,531	\$0	91.20								
242232320S		De-Obligation of USC Contract	20-Dec-13	20-Dec-13	0.20	0.00	\$0	(\$46,531)	(\$46,531)	\$0	91.20								
242232396		Calibration test equipment Procurement	30-Oct-13	28-Feb-14	15.40	0.00	\$0	\$2,582	\$2,582	\$0	90.60								
242232546		Panel 1-b QA and baseline measurements FY13	03-Sep-13	30-Sep-13	4.00	11.53	\$1,244	\$0	\$1,244	\$0	90.60								
242232546a		Panel 1-b QA and baseline measurements FY14	01-Oct-13	28-Feb-14	19.60	56.47	\$6,094	\$0	\$6,094	\$0	90.60								
242232560		Misc. Repair Parts	23-Oct-13	21-Feb-14	15.40	0.00	\$0	\$0	\$5,324	\$5,324	91.60								
242232655		Panel 2 Support Frame Procurement	03-Sep-13	31-Mar-14	27.80	0.00	\$0	\$4,472	\$4,472	\$0	90.60								
242232685M		FTOF Complete		03-Mar-14	0.00	0.00	\$0	\$0	\$0	\$0	90.60								
<b>1.4.2.2.4 CERENKOV</b>			<b>03-Sep-13</b>	<b>17-Apr-15</b>	<b>80.20</b>	<b>447.60</b>	<b>\$760,665</b>	<b>\$274,527</b>	<b>\$1,132,409</b>	<b>\$97,216</b>	<b>47.20</b>								
<b>1.4.2.2.4.1 HIGH THRESHOLD CC</b>			<b>03-Sep-13</b>	<b>17-Apr-15</b>	<b>80.20</b>	<b>304.53</b>	<b>\$516,767</b>	<b>\$58,071</b>	<b>\$624,838</b>	<b>\$50,000</b>	<b>34.40</b>								
242241300		Tooling manufacturing for Quality Control of combined mirror assembly	01-Nov-13	14-Mar-14	17.00	0.00	\$0	\$0	\$25,000	\$25,000	53.00								
242241370		Assembly, tests and QA of additional substrates (up to 10 substrates total) FY13	03-Sep-13	30-Sep-13	4.00	0.29	\$376	\$0	\$376	\$0	105.30								
242241370a		Assembly, tests and QA of additional substrates (up to 10 substrates total) FY14	01-Oct-13	14-Oct-13	1.90	0.31	\$414	\$0	\$414	\$0	105.30								
242241372		Precision trimming of additional substrates (up to 10 substrates total) - Labor/Expenses F	03-Sep-13	30-Sep-13	4.00	0.16	\$129	\$0	\$935	\$806	98.80								
242241372a		Precision trimming of additional substrates (up to 10 substrates total) - Labor/Expenses F	01-Oct-13	27-Nov-13	8.40	0.34	\$270	\$0	\$1,964	\$1,694	98.80								
242241390		Coating of 60 substrates with Al + MgF2 - Proc	03-Sep-13	13-Dec-13	14.40	0.00	\$0	\$13,250	\$13,250	\$0	31.80								
242241395		Quality control of 60 coated substrates - Proc	03-Oct-13	15-Apr-14	25.60	0.00	\$0	\$8,758	\$8,758	\$0	48.60								
242241395a		Quality control of 60 coated substrates - Lab	03-Oct-13	13-Aug-14	42.40	6.07	\$9,240	\$0	\$9,240	\$0	31.80								
242241400		UCONN Quality control of 60 coated substrates - Lab	03-Sep-13	13-Aug-14	46.80	0.00	\$0	\$2,136	\$2,136	\$0	31.80								
242241405		Dry Fit of Preformed Mirror facets into rings - Lab	01-Nov-13	25-Jun-14	31.40	31.00	\$46,831	\$0	\$46,831	\$0	31.80								
242241405b		Assembly of the mirror with rings - Lab	05-Feb-14	05-Sep-14	30.00	61.50	\$114,637	\$0	\$114,637	\$0	31.80								
242241410		Quality control of assembled mirror half-sectors - Lab	05-Feb-14	05-Sep-14	30.00	52.00	\$71,150	\$0	\$71,150	\$0	31.80								
242241415		Checks of geometry of mirror half-sectors - Expenses FY13	03-Sep-13	30-Sep-13	4.00	0.00	\$0	\$0	\$49	\$49	33.60								
242241415a		Checks of geometry of mirror half-sectors - Expenses FY14	01-Oct-13	30-Jun-14	36.60	0.00	\$0	\$0	\$451	\$451	33.60								
242241417		Manufacturing of modified HV-dividers for the 5" PMTs (50 units)-Lab	05-May-14	31-Jul-14	12.40	1.00	\$1,822	\$0	\$1,822	\$0	33.60								
242241425		Quality control of the final mirror assembly - Lab	14-Aug-14	15-Oct-14	8.80	26.40	\$62,198	\$0	\$62,198	\$0	31.80								
242241430		Procurement of HEPA filters for the HTCC Clean Room	05-Feb-14	06-Apr-15	58.00	0.00	\$0	\$5,400	\$5,400	\$0	33.20								
242241435		Change Out of HEPA filters for the HTCC Clean Room	05-Feb-14	07-Apr-15	58.20	1.20	\$2,201	\$0	\$2,201	\$0	33.00								
242241450aa		Manufacturing of top level assembly parts of the CV construction FY13	03-Sep-13	30-Sep-13	4.00	0.00	\$0	\$0	\$5,556	\$5,556	54.60								
242241450a		Manufacturing of top level assembly parts of the CV construction FY14	01-Oct-13	15-Nov-13	6.80	0.00	\$0	\$0	\$9,444	\$9,444	54.60								
242241450b		Assembly of the CV FY13	03-Sep-13	30-Sep-13	4.00	2.96	\$5,433	\$0	\$5,433	\$0	51.40								
242241450ba		Assembly of the CV FY14	01-Oct-13	18-Mar-14	22.00	16.29	\$29,880	\$0	\$29,880	\$0	51.40								
242241452		Vend Fab HTCC Support Cart	03-Sep-13	30-Sep-13	4.00	0.00	\$0	\$16,273	\$16,273	\$0	110.20								
242241455		Quality control fo the CV construction - Lab FY13	17-Sep-13	30-Sep-13	2.00	0.43	\$947	\$0	\$947	\$0	51.40								
242241455a		Quality control fo the CV construction - Lab FY14	01-Oct-13	14-Apr-14	25.80	5.57	\$12,219	\$0	\$12,219	\$0	51.40								
242241457		HTCC Winston Cone Fabricate finals	03-Sep-13	30-Sep-13	4.00	0.00	\$0	\$3,300	\$3,300	\$0	110.20								
242241462		HTCC Consumables	03-Sep-13	30-Sep-13	4.00	0.00	\$0	\$305	\$305	\$0	110.20								
242241528		Assembly of the HTCC Gas System	04-Mar-14	03-Jun-14	13.00	7.50	\$11,163	\$0	\$11,163	\$0	74.40								
242241580		Procurement of miscellaneous parts - Proc	03-Sep-13	13-Feb-14	21.40	0.00	\$0	\$5,775	\$5,775	\$0	31.40								
242241580a		Procurement of miscellaneous parts - Expenses FY13	03-Sep-13	30-Sep-13	4.00	0.00	\$0	\$0	\$1,308	\$1,308	31.40								
242241580b		Procurement of miscellaneous parts - Expenses FY14	01-Oct-13	13-Feb-14	17.40	0.00	\$0	\$0	\$5,692	\$5,692	31.40								
242241585		Assembly of the photo tube housing unit (PMT, HV divider, Winston Cone, Magnetic Shield)	14-Feb-14	03-Oct-14	32.60	8.75	\$10,096	\$0	\$10,096	\$0	31.40								
242241590		Installation of 48 housing units - Lab	06-Oct-14	05-Dec-14	8.60	10.50	\$13,583	\$0	\$13,583	\$0	31.40								
242241595		Quality control of the housing unit assembly and installation - Lab	06-Oct-14	05-Dec-14	8.60	3.00	\$6,627	\$0	\$6,627	\$0	31.40								
242241600		Assembly of the composite carbon cone - Lab	17-Feb-14	14-Mar-14	4.00	2.00	\$3,669	\$0	\$3,669	\$0	60.20								
242241605		Installation of the assembled carbon cone - Lab	14-Apr-14	12-Sep-14	21.40	3.00	\$6,573	\$0	\$6,573	\$0	60.20								
242241610		Installation of the composite exit window - Lab	14-Apr-14	12-Sep-14	21.40	2.00	\$3,669	\$0	\$3,669	\$0	60.20								

— Primary Baseline   
 — Remaining Work   
 — Critical Remaining Work   
 ◆ Baseline Milestone   
 ◆ Milestone   
 — Actual Work



Activity ID	CR 14-001	Activity Name	Start	Finish	Original Duration	Budgeted Labor Units	Budgeted Labor Cost	Budgeted Material Cost	Budgeted Total Cost	Budgeted Nonlabor Cost	Total Float	FY2014	FY2015	FY2016	FY2017	FY2018	FY2019	FY2020	21
242241630		Installation of a temporary CO2 gas supply system - Lab	17-Jun-14	18-Aug-14	8.80	3.50	\$6,420	\$0	\$6,420	\$0	63.80								
242241640		Installation of the ellipsoidal mirror - Lab	20-Jan-15	16-Mar-15	8.00	26.00	\$47,382	\$0	\$47,382	\$0	31.80								
242241645		Optical tests of mirror geometry in situ - Lab	18-Mar-15	15-Apr-15	4.20	6.00	\$10,184	\$0	\$10,184	\$0	31.80								
242241647a		Proc of components for the HTCC Light Monitoring System	01-Nov-13	17-Jul-14	34.40	0.00	\$0	\$2,875	\$2,875	\$0	54.80								
242241647d		Installation of LMS	04-Dec-14	16-Feb-15	8.80	4.76	\$5,559	\$0	\$5,559	\$0	31.40								
242241647d5		Quality control of the installed items	06-Nov-14	17-Apr-15	21.20	22.00	\$34,094	\$0	\$34,094	\$0	31.40								
242241650M		HTCC Ready for Installation in the Hall	17-Apr-15	17-Apr-15	0.00	0.00	\$0	\$0	\$0	\$0	31.40								
<b>1.4.2.2.4.2 LOW THRESHOLD CC</b>			<b>03-Sep-13</b>	<b>10-Feb-15</b>	<b>70.80</b>	<b>143.07</b>	<b>\$243,899</b>	<b>\$216,456</b>	<b>\$507,570</b>	<b>\$47,216</b>	<b>56.60</b>								
242242030		Quality Control of PMTs	10-Oct-13	10-Jun-14	32.40	3.00	\$0	\$0	\$0	\$0	69.40								
242242031		Quality Control of Existing PMTs FY13	10-Sep-13	30-Sep-13	3.00	0.84	\$332	\$0	\$332	\$0	49.60								
242242031a		Quality Control of Existing PMTs FY14	01-Oct-13	10-Jun-14	33.80	9.46	\$3,735	\$0	\$3,735	\$0	49.60								
242242036		Wavelength Shifting tests Labor/Expenses FY13	03-Sep-13	30-Sep-13	4.00	0.45	\$1,316	\$0	\$2,606	\$1,290	50.40								
242242036a		Wavelength Shifting tests Labor/Expenses FY14	01-Oct-13	15-Oct-13	2.20	0.25	\$724	\$0	\$1,434	\$710	50.40								
242242040		Wavelength Shifting Procurement	08-Jan-14	23-Oct-14	40.60	0.00	\$0	\$60,000	\$60,000	\$0	50.40								
242242045		Procurement Lasers - Procurement	03-Sep-13	28-Jan-14	19.00	0.00	\$0	\$1,651	\$1,651	\$0	43.20								
242242045a		Procurement Lasers - Labor FY13	03-Sep-13	30-Sep-13	4.00	0.01	\$37	\$0	\$37	\$0	43.20								
242242045b		Procurement Lasers - Labor FY14	01-Oct-13	28-Jan-14	15.00	0.05	\$138	\$0	\$138	\$0	43.20								
242242050		Alignment Tool Manufacturing Labor/Expenses FY13	20-Sep-13	30-Sep-13	1.40	0.12	\$218	\$0	\$752	\$534	43.40								
242242050a		Alignment Tool Manufacturing Labor/Expenses FY14	01-Oct-13	13-Dec-13	10.40	0.88	\$1,617	\$0	\$5,583	\$3,966	43.40								
242242055		Alignment Tool and Lasers Installation	01-Nov-13	18-Mar-14	17.40	1.20	\$2,417	\$0	\$2,417	\$0	43.20								
242242076		Support Frame Fabrication for 1S in TED	07-Jan-14	02-Apr-14	12.20	1.00	\$1,834	\$0	\$2,834	\$1,000	79.00								
242242077		Infrastructure Consumables	07-Jan-14	25-Aug-14	32.40	0.00	\$0	\$0	\$16,200	\$16,200	58.80								
242242085		Quality Control of Elliptical/Hyperbolic mirrors	31-Oct-13	24-Jul-14	35.60	9.20	\$9,881	\$0	\$9,881	\$0	69.60								
242242090		Dimensions check of Elliptical/Hyperbolic mirrors	07-Jan-14	01-Oct-14	37.60	7.28	\$9,365	\$0	\$9,365	\$0	53.60								
242242092		Al/Mg Deposit Procurement WC	19-Nov-13	14-Nov-14	49.00	2.20	\$6,412	\$51,595	\$58,007	\$0	47.20								
242242095		Create Manufacturing Drawings FY13	03-Sep-13	30-Sep-13	4.00	0.04	\$125	\$0	\$125	\$0	49.80								
242242095a		Create Manufacturing Drawings FY14	01-Oct-13	10-Oct-13	1.60	0.02	\$50	\$0	\$50	\$0	49.80								
242242105		Al/Mg Deposit Procurement Prep FY13	03-Sep-13	30-Sep-13	4.00	0.15	\$448	\$0	\$448	\$0	44.00								
242242105a		Al/Mg Deposit Procurement Prep FY14	01-Oct-13	08-Oct-13	1.20	0.05	\$135	\$0	\$135	\$0	44.00								
242242107		Al/Mg Laxon/Acrylic Re-Coating Test Procurement Labor FY13	10-Sep-13	30-Sep-13	3.00	0.20	\$583	\$0	\$583	\$0	47.20								
242242107a		Al/Mg Laxon/Acrylic Re-Coating Test Procurement Labor FY14	01-Oct-13	11-Nov-13	6.00	0.40	\$1,166	\$0	\$1,166	\$0	47.20								
242242108		Lexan/Acrylic/Over-Coating Procurement (all sectors)	11-Nov-13	31-Oct-14	48.20	1.10	\$3,206	\$0	\$5,206	\$2,000	49.20								
242242110		Al/Mg Deposit Procurement	11-Nov-13	26-Nov-14	51.80	0.00	\$0	\$51,595	\$51,595	\$0	44.00								
242242115		Installation of Elliptical mirrors	21-Jan-14	10-Dec-14	45.40	0.50	\$1,025	\$0	\$1,025	\$0	44.00								
242242137		Glue Procurement	05-Dec-13	31-Mar-14	14.80	0.10	\$291	\$0	\$2,307	\$2,016	79.40								
242242145a		Complete Design Box Walls FY13	03-Sep-13	30-Sep-13	4.00	0.06	\$162	\$0	\$162	\$0	93.40								
242242145aa		Complete Design Box Walls FY14	01-Oct-13	22-Oct-13	3.20	0.04	\$130	\$0	\$130	\$0	93.40								
242242152		Window Procurement	03-Sep-13	31-Mar-14	27.80	0.00	\$0	\$2,800	\$2,800	\$0	37.00								
242242152a		Window Procurement - Labor FY13	03-Sep-13	30-Sep-13	4.00	0.11	\$335	\$0	\$335	\$0	37.00								
242242152b		Window Procurement -Labor FY14	01-Oct-13	31-Mar-14	23.80	0.69	\$1,996	\$0	\$1,996	\$0	37.00								
242242155		Walls Manufacturing and Installation	15-Oct-13	10-Dec-13	7.80	1.20	\$2,417	\$0	\$2,417	\$0	93.40								
242242161		HV Cables Catalog and Tagging	12-Nov-13	18-Apr-14	20.60	0.40	\$734	\$0	\$734	\$0	62.30								
242242162		Divider Modifications Design and Test	12-Nov-13	11-Feb-14	11.00	0.20	\$583	\$0	\$1,583	\$1,000	45.20								
242242163		Divider Modifications Procurement	12-Feb-14	23-Dec-14	44.00	0.80	\$2,332	\$3,500	\$5,832	\$0	45.20								
242242164		Divider Modifications Implementation	12-Feb-14	02-Dec-14	41.00	5.10	\$10,492	\$0	\$10,492	\$0	45.20								
242242165b		Procure Cables Procurement	12-Nov-13	24-Jun-14	29.80	0.80	\$2,332	\$21,160	\$23,492	\$0	67.40								
242242169		New Patch Panel Fabrication	11-Feb-14	31-Jul-14	24.00	1.60	\$2,935	\$0	\$2,935	\$0	62.30								
242242170		Patch Panel Connectors Procurement	01-Oct-14	30-Jan-15	15.40	0.70	\$2,040	\$12,155	\$14,195	\$0	38.40								
242242185		Procure Gas Line	01-Oct-14	14-Nov-14	6.60	0.20	\$583	\$12,000	\$12,583	\$0	43.00								
242242190		Install Gas Line (1S)	25-Nov-14	10-Dec-14	2.00	0.50	\$917	\$0	\$917	\$0	43.00								
242242195		Gas Line Quality Control	11-Dec-14	17-Dec-14	1.00	0.20	\$367	\$0	\$367	\$0	43.00								
242242205		Mirrors Laser Alignments	03-Feb-14	16-Dec-14	44.40	13.60	\$18,034	\$0	\$18,034	\$0	43.20								
242242215		Installation of FADC, DAQ, Computer, Electronics for 1 Sector	01-Oct-14	01-Dec-14	8.40	0.20	\$583	\$0	\$583	\$0	45.40								
242242220a		Online Calibration Design FY13	03-Sep-13	30-Sep-13	4.00	0.10	\$289	\$0	\$289	\$0	47.80								
242242220aa		Online Calibration Design FY14	01-Oct-13	27-Jun-14	36.40	0.90	\$2,626	\$0	\$2,626	\$0	47.80								



— Primary Baseline   
  Remaining Work   
 ◆ Baseline Milestone  
 Actual Work   
  Critical Remaining Work   
 ◆ Milestone

Activity ID	CR 14-001	Activity Name	Start	Finish	Original Duration	Budgeted Labor Units	Budgeted Labor Cost	Budgeted Material Cost	Budgeted Total Cost	Budgeted Nonlabor Cost	Total Float	FY2014	FY2015	FY2016	FY2017	FY2018	FY2019	FY2020	21
242242222		Online HV Matching Design FY13	03-Sep-13	30-Sep-13	4.00	0.11	\$318	\$0	\$318	\$0	47.80								
242242222a		Online HV Matching Design FY14	01-Oct-13	27-Jun-14	36.40	0.99	\$2,888	\$0	\$2,888	\$0	47.80								
242242223		Online HV Matching Test	09-Jun-14	11-Nov-14	22.00	1.20	\$3,497	\$0	\$3,497	\$0	47.80								
242242225		Online Calibration Test	09-Oct-14	11-Nov-14	4.80	0.40	\$1,166	\$0	\$1,166	\$0	47.80								
242242230		PMT Installation	21-Jan-14	26-Nov-14	43.80	0.50	\$1,025	\$0	\$1,025	\$0	49.60								
242242235		Windows Installation 6 sectors	04-Mar-14	10-Dec-14	39.40	5.00	\$9,172	\$0	\$9,172	\$0	37.00								
242242240		Gas Leak Check 6 sectors	23-May-14	10-Feb-15	34.80	5.75	\$13,518	\$0	\$13,518	\$0	37.00								
242242245		Simulation of Sagging Test	01-Oct-13	04-Mar-14	20.00	0.60	\$1,749	\$0	\$1,749	\$0	76.60								
242242255		Procurement Sagging Test Tools	03-Jan-14	18-Mar-14	10.40	0.20	\$583	\$0	\$583	\$0	76.60								
242242260		Manufacture Sagging Test Tools	03-Jan-14	18-Mar-14	10.40	1.00	\$1,834	\$0	\$1,834	\$0	76.60								
242242270		Sagging Test	19-Mar-14	18-Apr-14	4.60	1.70	\$3,442	\$0	\$3,442	\$0	76.60								
242242280		Frame Support FY13	18-Sep-13	30-Sep-13	1.80	0.07	\$120	\$0	\$120	\$0	94.00								
242242280a		Frame Support FY14	01-Oct-13	05-Dec-13	9.20	0.33	\$614	\$0	\$614	\$0	94.00								
242242290		Cut Line Mark	03-Sep-13	30-Sep-13	4.00	0.32	\$587	\$0	\$587	\$0	76.40								
242242295		Wall Cut-Off FY13	30-Sep-13	30-Sep-13	0.20	0.00	\$6	\$0	\$6	\$0	76.40								
242242295a		Wall Cut-Off FY14	01-Oct-13	21-Apr-14	26.80	0.40	\$728	\$0	\$728	\$0	76.40								
242242300		Rear Brace Manufacture	04-Nov-13	28-Feb-14	14.80	0.40	\$734	\$0	\$1,234	\$500	49.80								
242242305		Rear Brace Installation	17-Jan-14	31-Jul-14	27.40	0.80	\$1,468	\$0	\$1,468	\$0	49.80								
242242310		PMTS, Mirrors Holes Drill	08-Oct-13	19-Aug-14	42.60	0.40	\$734	\$0	\$734	\$0	49.80								
242242315		Patch Panel Installation	11-Feb-14	30-Oct-14	37.00	0.30	\$658	\$0	\$658	\$0	51.00								
242242320		Nose Extension Installation	21-Jan-14	30-Oct-14	40.00	0.20	\$367	\$0	\$367	\$0	51.00								
242242325		Spine Refurbish FY13	03-Sep-13	30-Sep-13	4.00	0.04	\$65	\$0	\$65	\$0	51.00								
242242325a		Spine Refurbish FY14	01-Oct-13	20-Oct-14	52.20	0.46	\$852	\$0	\$852	\$0	51.00								
242242330		Gas Line Refurbish	27-Feb-14	20-Oct-14	33.00	0.60	\$1,209	\$0	\$1,209	\$0	51.00								
242242335		Box Refurbish Consumables	01-Nov-13	22-Dec-14	56.20	0.00	\$0	\$0	\$18,000	\$18,000	42.40								
242242340		Sector 2 Box Refurbish	30-Oct-13	10-Dec-13	5.60	8.00	\$14,675	\$0	\$14,675	\$0	37.00								
242242350		Sector 2 Mirrors Alignment	15-Apr-14	24-Jun-14	10.00	2.00	\$3,669	\$0	\$3,669	\$0	37.00								
242242355		Sector 2 Windows Installation	30-Jun-14	15-Jul-14	2.20	1.00	\$1,834	\$0	\$1,834	\$0	37.00								
242242360		Sector 2 Gas Leaks Checks	04-Aug-14	09-Sep-14	5.20	1.20	\$2,201	\$0	\$2,201	\$0	58.60								
242242365		Sector 3 Box Refurbish	21-Jan-14	18-Feb-14	4.20	7.20	\$13,208	\$0	\$13,208	\$0	58.60								
242242375		Sector 3 Mirrors Alignment	22-Jul-14	26-Aug-14	5.20	2.00	\$3,669	\$0	\$3,669	\$0	37.00								
242242380		Sector 3 Windows Installation	27-Aug-14	16-Sep-14	2.80	1.00	\$1,834	\$0	\$1,834	\$0	37.00								
242242385		Sector 3 Gas Leaks Checks	30-Sep-14	29-Oct-14	4.40	1.00	\$1,834	\$0	\$1,834	\$0	60.20								
242242390		Sector 4 Box Refurbish	03-Mar-14	08-Apr-14	5.40	7.20	\$13,208	\$0	\$13,208	\$0	60.20								
242242400		Sector 4 Mirrors Alignment	23-Sep-14	28-Oct-14	5.20	2.00	\$3,669	\$0	\$3,669	\$0	37.00								
242242405		Sector 4 Windows Installation	29-Oct-14	18-Nov-14	3.00	1.00	\$1,834	\$0	\$1,834	\$0	60.40								
242242410		Sector 4 Gas Leaks Checks	26-Nov-14	16-Dec-14	2.60	1.00	\$1,834	\$0	\$1,834	\$0	60.40								
242242415		Sector 5 Box Refurbish	14-Apr-14	13-May-14	4.40	6.40	\$11,740	\$0	\$11,740	\$0	60.40								
242242425		Sector 5 Mirrors Alignment	29-Oct-14	11-Nov-14	2.00	2.00	\$3,669	\$0	\$3,669	\$0	37.00								
242242430		Sector 5 Windows Installation	26-Nov-14	16-Dec-14	2.60	1.00	\$1,834	\$0	\$1,834	\$0	60.00								
242242435		Sector 5 Gas Leaks Checks	17-Dec-14	20-Jan-15	3.20	1.00	\$1,834	\$0	\$1,834	\$0	60.00								
242242440		Sector 6 Box Refurbish	27-May-14	17-Jun-14	3.20	6.40	\$11,740	\$0	\$11,740	\$0	60.00								
242242450		Sector 6 Mirrors Alignment	26-Nov-14	16-Dec-14	2.60	2.00	\$3,669	\$0	\$3,669	\$0	37.00								
242242455		Sector 6 Windows Installation	17-Dec-14	20-Jan-15	3.20	1.00	\$1,834	\$0	\$1,834	\$0	37.00								
242242460		Sector 6 Gas Leaks Checks	20-Jan-15	10-Feb-15	3.20	1.00	\$1,834	\$0	\$1,834	\$0	37.00								
242242500M		LTCC Complete		10-Feb-15	0.00	0.00	\$0	\$0	\$0	\$0	37.00								
<b>1.4.2.3 COMPUTING</b>			03-Sep-13	12-Aug-15	96.20	157.00	\$271,314	\$720,118	\$991,432	\$0	18.40								
<b>1.4.2.3.1 TRIGGER SYSTEM (Scintillators)</b>			03-Sep-13	28-Apr-15	81.60	2.00	\$5,825	\$169,018	\$174,843	\$0	33.00								
24231000		AVAGO QSFP OPTIC TRANS	03-Sep-13	31-Oct-13	8.60	0.00	\$0	\$1,018	\$1,018	\$0	105.60								
24231005		CTP procurement Prep	01-Oct-14	28-Oct-14	4.00	2.00	\$5,825	\$0	\$5,825	\$0	8.20								
24231007		CTP procurement (22 boards)	29-Oct-14	28-Apr-15	23.80	0.00	\$0	\$154,000	\$154,000	\$0	8.20								
24231045		GTP procurement (2 boards)	01-Oct-13	31-Jan-14	15.60	0.00	\$0	\$14,000	\$14,000	\$0	70.20								
<b>1.4.2.3.2 DAQ</b>			01-Oct-14	12-Aug-15	42.60	8.00	\$23,315	\$212,000	\$235,315	\$0	18.40								
24232022		Procure GE VME controllers (53)	01-Oct-14	09-Apr-15	25.20	0.00	\$0	\$212,000	\$212,000	\$0	18.40								
24232025		Install GE VME controllers (22)	10-Apr-15	12-Aug-15	17.20	8.00	\$23,315	\$0	\$23,315	\$0	18.40								

— Primary Baseline   
 — Remaining Work   
 — Critical Remaining Work   
 ◆ Baseline Milestone   
 ◆ Milestone



Activity ID	CR	Activity Name	Start	Finish	Original Duration	Budgeted Labor Units	Budgeted Labor Cost	Budgeted Material Cost	Budgeted Total Cost	Budgeted Nonlabor Cost	Total Float	FY2014	FY2015	FY2016	FY2017	FY2018	FY2019	FY2020	21
<b>1.4.2.3.3 ONLINE COMPUTING</b>			07-Jan-15	23-Jul-15	27.40	15.00	\$43,716	\$330,000	\$373,716	\$0	21.20								
24233010		Ethernet wiring inside Hall B (10Gbit)	07-Jan-15	27-Apr-15	15.60	0.00	\$0	\$42,000	\$42,000	\$0	33.20								
24233015		Trigger system fibers wiring	07-Jan-15	27-Apr-15	15.60	0.00	\$0	\$53,000	\$53,000	\$0	33.20								
24233020		Procure CISCO 2960S switches (24 Cu ports) (15)	07-Jan-15	27-Apr-15	15.60	0.00	\$0	\$66,000	\$66,000	\$0	25.00								
24233025		Install CISCO 2960S switches (24 Cu ports) (15)	28-Apr-15	25-Jun-15	8.20	4.00	\$11,658	\$0	\$11,658	\$0	25.00								
24233030		Procure 4-port 10Gbit Blades for BigIron	07-Jan-15	27-Apr-15	15.60	0.00	\$0	\$50,000	\$50,000	\$0	29.20								
24233035		Install 4-port 10Gbit Blades for BigIron	28-Apr-15	26-May-15	4.00	1.00	\$2,914	\$0	\$2,914	\$0	29.20								
24233040		Procure Ethernet fibers/Cu wires	07-Jan-15	27-Apr-15	15.60	0.00	\$0	\$21,000	\$21,000	\$0	25.00								
24233045		Install Ethernet fibers/Cu wires	28-Apr-15	25-Jun-15	8.20	2.00	\$5,829	\$0	\$5,829	\$0	25.00								
24233050		Procure Terminal servers (Etherlite32) (10)	07-Jan-15	27-Apr-15	15.60	0.00	\$0	\$15,000	\$15,000	\$0	25.00								
24233055		Install Terminal servers (Etherlite32) (10)	28-Apr-15	25-Jun-15	8.20	1.00	\$2,914	\$0	\$2,914	\$0	25.00								
24233060		Procure daq/online computers	07-Jan-15	26-May-15	19.60	0.00	\$0	\$83,000	\$83,000	\$0	21.20								
24233065		Install daq/online computers	27-May-15	23-Jul-15	8.00	7.00	\$20,401	\$0	\$20,401	\$0	21.20								
24233070M		Online computing infrastructure complete		23-Jul-15	0.00	0.00	\$0	\$0	\$0	\$0	21.20								
<b>1.4.2.3.5 SLOW CONTROLS</b>			01-Oct-13	19-Mar-15	72.00	132.00	\$198,458	\$9,100	\$207,558	\$0	38.60								
24235005		SLOW CNTL (EPICS software development)	01-Oct-13	28-Oct-13	4.00	0.00	\$0	\$9,100	\$9,100	\$0	46.40								
24235010a		SLOW CNTL (EPICS device drivers development)	06-Jan-14	01-Oct-14	37.80	22.00	\$64,117	\$0	\$64,117	\$0	38.60								
24235015		SLOW CNTL (EPICS software development)	02-Oct-14	19-Mar-15	22.00	110.00	\$134,341	\$0	\$134,341	\$0	38.60								
<b>1.4.2.4 ELECTRONICS</b>			03-Sep-13	01-Oct-15	103.20	0.00	\$0	\$154,623	\$271,803	\$117,180	11.40								
<b>1.4.2.4.2 TDC AND DISCRIMINATORS</b>			01-Apr-14	01-Oct-15	75.20	0.00	\$0	\$26,240	\$105,620	\$79,380	11.40								
24242005		CAEN v1190 (30) and v1290 (24) TDC's installation (FC)	01-Oct-14	31-Mar-15	23.80	0.00	\$0	\$0	\$25,200	\$25,200	11.40								
24242005a		CAEN v1190 (1) and v1290N (7) TDC's installation (SF)	01-Apr-15	01-Oct-15	25.60	0.00	\$0	\$0	\$5,400	\$5,400	11.40								
24242010		CAEN v1290 TDC's (1) procurement	01-Oct-14	29-May-15	32.20	0.00	\$0	\$10,000	\$10,000	\$0	28.60								
24242030		JLab TDC Fanout (18) test/install (FC)	01-Oct-14	31-Mar-15	23.80	0.00	\$0	\$0	\$1,800	\$1,800	11.40								
24242030a		JLab TDC Fanout (2) test/install (SF)	01-Apr-15	01-Oct-15	25.60	0.00	\$0	\$0	\$1,800	\$1,800	11.40								
24242040		JLab Discriminator (240) and Flash FADC (240) test/install (FC)	01-Oct-14	30-Jan-15	15.40	0.00	\$0	\$0	\$30,780	\$30,780	45.40								
24242040a		JLab Discriminator (12) and Flash FADC (12) test/install (SF)	01-Apr-14	30-Sep-14	25.60	0.00	\$0	\$0	\$3,600	\$3,600	60.80								
24242055		ORTEC 935F Discriminators (24) Test/Install (SF)	01-Apr-14	30-Sep-14	25.60	0.00	\$0	\$0	\$10,800	\$10,800	60.80								
24242057		Radial Connectors and Sockets for HV Distribution Boxes	01-Oct-14	30-Jan-15	15.40	0.00	\$0	\$16,240	\$16,240	\$0	33.40								
24242060M		TDC and Discriminators Complete		01-Oct-15	0.00	0.00	\$0	\$0	\$0	\$0	11.40								
<b>1.4.2.4.3 SCALERS</b>			07-Jan-15	09-Jul-15	25.40	0.00	\$0	\$66,000	\$66,000	\$0	23.20								
24243010		SCALERS - Procurement/Install (SF)	07-Jan-15	09-Jul-15	25.60	0.00	\$0	\$66,000	\$66,000	\$0	23.20								
<b>1.4.2.4.4 HIGH VOLTAGE</b>			01-Oct-13	30-Sep-14	49.60	0.00	\$0	\$50,000	\$82,600	\$12,600	61.00								
24244030		CAEN 1527 HV mainframes install (12) (FC), (2) (SF) installation	01-Apr-14	30-Sep-14	25.60	0.00	\$0	\$0	\$12,600	\$12,600	60.80								
24244035		HV mainframes SY4525 (5) Procurements	01-Oct-13	01-Jul-14	36.80	0.00	\$0	\$50,000	\$50,000	\$0	73.40								
<b>1.4.2.4.7 CRATES, RACKS</b>			03-Sep-13	17-Dec-14	64.40	0.00	\$0	\$12,383	\$37,583	\$25,200	50.20								
24247005		Wiener VME64x crates install (20) (FC)	07-Jan-14	24-Jun-14	23.80	0.00	\$0	\$0	\$10,800	\$10,800	50.00								
24247005a		Wiener VME64x crates install (2) (SF)	25-Jun-14	17-Dec-14	24.40	0.00	\$0	\$0	\$1,800	\$1,800	50.00								
24247025		NIM crates (10) install (FC)	07-Jan-14	08-Jul-14	25.50	0.00	\$0	\$0	\$7,200	\$7,200	72.70								
24247030		NIM crates (2) install (SF)	01-Apr-14	30-Sep-14	25.50	0.00	\$0	\$0	\$1,800	\$1,800	60.90								
24247040		Uninterruptible PowerSupply (16kVA)	03-Sep-13	20-Dec-13	15.40	0.00	\$0	\$12,383	\$12,383	\$0	94.80								
24247045		Re-locate existing UPS to Hall B	02-Jan-14	30-Jan-14	4.00	0.00	\$0	\$0	\$3,600	\$3,600	94.80								
24247060M		Crates and Racks Complete		17-Dec-14	0.00	0.00	\$0	\$0	\$0	\$0	50.00								
<b>1.4.2.5 BEAMLINE</b>			01-Oct-14	01-Oct-15	49.60	64.00	\$130,446	\$324,000	\$456,446	\$2,000	30.20								
<b>1.4.2.5.4 BEAMLINE COMPONENTS</b>			01-Oct-14	01-Oct-15	49.60	64.00	\$130,446	\$324,000	\$456,446	\$2,000	30.20								
24254000		Faraday Cup Materials	01-Oct-14	22-Dec-14	11.40	0.00	\$0	\$0	\$2,000	\$2,000	41.40								
24254005		Faraday Cup Labor	23-Dec-14	27-Feb-15	8.00	3.00	\$6,556	\$0	\$6,556	\$0	41.40								
24254010		Downstream Viewer Manufacturing Design	26-Nov-14	05-Mar-15	12.20	1.00	\$1,988	\$0	\$1,988	\$0	20.60								
24254015		Downstream Viewer Procurement	06-Mar-15	29-May-15	12.00	0.00	\$0	\$10,000	\$10,000	\$0	20.60								
24254020		Downstream Viewer Assembly	06-May-15	28-Jul-15	11.40	1.00	\$1,834	\$0	\$1,834	\$0	20.60								
24254025		Moller polarimeter upgrade Manufacturing Design	26-Nov-14	05-Mar-15	12.20	5.00	\$10,848	\$0	\$10,848	\$0	20.60								
24254030		Moller polarimeter upgrade Procurement	06-Mar-15	29-May-15	12.00	0.00	\$0	\$60,000	\$60,000	\$0	20.60								
24254035		Moller polarimeter upgrade Installation	06-May-15	28-Jul-15	11.40	8.00	\$15,633	\$0	\$15,633	\$0	20.60								
24254040		Moller Shielding Manufacturing Design	01-Oct-14	12-Jan-15	12.80	5.00	\$10,848	\$0	\$10,848	\$0	19.60								
24254045		Moller Shielding Procurement	13-Jan-15	03-Apr-15	11.60	0.00	\$0	\$50,000	\$50,000	\$0	19.60								

— Primary Baseline   
 ■ Remaining Work   
 ◆ Baseline Milestone  
■ Actual Work   
 ■ Critical Remaining Work   
 ◆ Milestone

Activity ID	CR 14-001	Activity Name	Start	Finish	Original Duration	Budgeted Labor Units	Budgeted Labor Cost	Budgeted Material Cost	Budgeted Total Cost	Budgeted Nonlabor Cost	Total Float	FY2014	FY2015	FY2016	FY2017	FY2018	FY2019	FY2020	21
24254050		Moller Shielding Installation	06-Apr-15	04-Aug-15	16.80	8.00	\$14,675	\$0	\$14,675	\$0	19.60								
24254055		Downstream Vacuum System Procurement	01-Oct-14	22-Dec-14	11.40	0.00	\$0	\$30,000	\$30,000	\$0	41.20								
24254060		Downstream Vacuum System Installation	23-Dec-14	02-Mar-15	8.20	4.00	\$7,338	\$0	\$7,338	\$0	41.20								
24254065		Upstream Vacuum System Procurement	01-Oct-14	22-Dec-14	11.40	0.00	\$0	\$30,000	\$30,000	\$0	45.40								
24254070		Upstream Vacuum System Installation	23-Dec-14	30-Jan-15	4.00	2.00	\$3,823	\$0	\$3,823	\$0	45.40								
24254075		Beam Offset Monitor Procurement	01-Oct-14	22-Dec-14	11.40	0.00	\$0	\$8,000	\$8,000	\$0	41.40								
24254080		Beam Offset Monitor Installation	23-Dec-14	27-Feb-15	8.00	4.00	\$9,648	\$0	\$9,648	\$0	41.40								
24254085		2C24 girder move Procurement	01-Oct-14	22-Dec-14	11.40	0.00	\$0	\$10,000	\$10,000	\$0	47.60								
24254090		2C24 girder move Labor	10-Oct-14	14-Jan-15	11.80	9.00	\$16,510	\$0	\$16,510	\$0	47.60								
24254095		Upstream beam blocker and vacuum box Manufacturing Design	01-Oct-14	26-Nov-14	8.20	5.00	\$10,848	\$0	\$10,848	\$0	15.80								
24254100		Upstream beam blocker and vacuum box Procurement	01-Dec-14	08-Apr-15	16.80	0.00	\$0	\$50,000	\$50,000	\$0	15.80								
24254105		Upstream beam blocker and vacuum box Installation	12-Mar-15	31-Aug-15	24.00	5.00	\$10,250	\$0	\$10,250	\$0	15.80								
24254110		Upstream Shielding Wall Procurement	01-Oct-14	07-May-15	29.20	0.00	\$0	\$56,000	\$56,000	\$0	31.60								
24254115		Upstream Shielding Wall Installation	10-Apr-15	07-May-15	4.00	4.00	\$9,648	\$0	\$9,648	\$0	31.60								
24254120		Procurement of Beamline Devices	01-Oct-14	01-Oct-15	49.40	0.00	\$0	\$20,000	\$20,000	\$0	30.40								
<b>1.4.2.6 INFRASTRUCTURE</b>			<b>03-Sep-13</b>	<b>28-Jan-16</b>	<b>118.20</b>	<b>887.96</b>	<b>\$2,087,483</b>	<b>\$453,092</b>	<b>\$2,675,807</b>	<b>\$135,232</b>	<b>83.80</b>								
<b>1.4.2.6.4 INSTALLATION</b>			<b>03-Sep-13</b>	<b>28-Jan-16</b>	<b>118.20</b>	<b>887.96</b>	<b>\$2,087,483</b>	<b>\$453,092</b>	<b>\$2,675,807</b>	<b>\$135,232</b>	<b>83.80</b>								
24264002LOE		Installation Procurement Support FY13	03-Sep-13	30-Sep-13	4.00	3.44	\$9,955	\$0	\$9,955	\$0	148.40								
24264003LOE		Installation Engineering Support FY14	01-Oct-13	30-Sep-14	49.40	42.65	\$123,446	\$0	\$123,446	\$0	148.40								
24264005LOE		Installation Engineering Oversight FY15	30-Sep-14	29-Sep-15	49.20	110.28	\$439,173	\$0	\$439,173	\$0	84.00								
24264006LOE		Installation Engineering Oversight FY16	30-Sep-15	28-Jan-16	15.40	36.50	\$146,789	\$0	\$146,789	\$0	84.00								
24264010M		SVT Ready For Installation	15-Dec-14		0.00	0.00	\$0	\$0	\$0	\$0	45.80								
24264015M		CTOF Ready for Installation	05-Aug-15		0.00	0.00	\$0	\$0	\$0	\$0	9.00								
24264020M		R3 Drift Chambers Ready for Installation	02-Apr-15		0.00	0.00	\$0	\$0	\$0	\$0	33.00								
24264025M		R2 Drift Chambers Ready for Installation	03-Sep-13		0.00	0.00	\$0	\$0	\$0	\$0	106.00								
24264030M		R1 Drift Chambers Ready for Installation	01-May-14		0.00	0.00	\$0	\$0	\$0	\$0	76.80								
24264035M		ToF Panel 1a - First 3 units Ready for Installation	03-Sep-13		0.00	0.00	\$0	\$0	\$0	\$0	112.20								
24264045M		ToF Panel 2 Ready for Installation	03-Sep-13		0.00	0.00	\$0	\$0	\$0	\$0	111.20								
24264050M		ToF Panel 1b - First 3 units Ready for Installation	02-Jan-14		0.00	0.00	\$0	\$0	\$0	\$0	91.20								
24264055M		ToF Panel 1b - Last 3 units Ready for Installation	02-Jan-14		0.00	0.00	\$0	\$0	\$0	\$0	94.00								
24264065M		LTCC - Last 3 units Ready for Installation	11-Feb-15		0.00	0.00	\$0	\$0	\$0	\$0	37.00								
24264080M		HTCC Ready for Installation	20-Apr-15		0.00	0.00	\$0	\$0	\$0	\$0	31.40								
24264085M		First Torus Cryostat Ready	30-Jun-14		0.00	0.00	\$0	\$0	\$0	\$0	10.00								
24264090M		Last Torus Cryostat Ready	01-Oct-14		0.00	0.00	\$0	\$0	\$0	\$0	14.40								
24264095M		Torus Control System Ready for Installation	07-Jan-15		0.00	0.00	\$0	\$0	\$0	\$0	27.40								
24264105		SVT - Design mounts for SVT to solenoid cart	02-Apr-14	27-May-14	7.80	4.00	\$7,954	\$0	\$7,954	\$0	50.40								
24264110		SVT - Design Insertion/service cart and installation arm	28-May-14	22-Jul-14	7.80	5.00	\$9,942	\$0	\$9,942	\$0	50.40								
24264115		SVT - Design transportation cart/skid	23-Jul-14	03-Oct-14	10.40	12.00	\$23,861	\$0	\$23,861	\$0	50.40								
24264120		SVT - Cart/Skid Engineering analysis	27-Aug-14	12-Sep-14	2.40	6.00	\$17,366	\$0	\$17,366	\$0	53.40								
24264125		SVT - Procure SVT mounts and cart	06-Oct-14	15-Dec-14	9.80	0.00	\$0	\$32,113	\$32,113	\$0	50.40								
24264140		PCAL - Procure PCAL installation stand	03-Sep-13	28-Oct-13	8.00	0.00	\$0	\$21,969	\$21,969	\$0	89.20								
24264145		HTCC - design transport cart	01-Oct-14	19-Dec-14	11.20	1.00	\$2,894	\$0	\$17,454	\$14,560	38.80								
24264160		HTCC - procure transport cart	22-Dec-14	27-Feb-15	8.20	0.00	\$0	\$35,497	\$35,497	\$0	38.80								
24264230		Subway Level 1 addition wiring Power Dist.	04-Sep-14	10-Sep-14	1.00	0.00	\$0	\$10,648	\$10,648	\$0	38.00								
24264270		Add AC power to Level 0 FC	03-Sep-13	02-Oct-13	4.40	0.00	\$0	\$0	\$0	\$0	95.20								
24264278		Install Fwd Carriage Mods	03-Sep-13	30-Sep-13	4.00	0.00	\$0	\$71,953	\$71,953	\$0	60.80								
24264280		Modify LTCC gas piping	13-Nov-13	27-Jan-14	8.60	18.00	\$33,943	\$0	\$33,943	\$0	95.20								
24264281		Install new gas lines from gas sched to the hall	14-Jan-14	28-Jan-14	2.00	7.00	\$12,841	\$0	\$12,841	\$0	95.20								
24264282		Design modifications to Lead Nose	05-Jun-14	25-Jun-14	3.00	0.00	\$0	\$0	\$6,240	\$6,240	66.00								
24264285		Modify Lead nose	26-Jun-14	15-Jul-14	2.60	1.60	\$2,935	\$0	\$2,935	\$0	66.00								
24264297M		Start Forward Carriage Precabbling	24-Sep-13		0.00	0.00	\$0	\$0	\$0	\$0	77.00								
24264300		Precable forward carriage FY13	24-Sep-13	30-Sep-13	1.00	2.24	\$4,077	\$0	\$4,077	\$0	77.00								
24264300a		Precable forward carriage FY14	01-Oct-13	05-Feb-14	16.20	36.26	\$66,054	\$0	\$66,054	\$0	77.00								
24264340M		Start Beamline Modifications	13-Apr-15		0.00	0.00	\$0	\$0	\$0	\$0	30.40								
24264345		Install New Tagger Window	01-Oct-14	03-Oct-14	0.60	1.80	\$3,302	\$0	\$3,302	\$0	60.20								

— Primary Baseline   
 ■ Remaining Work   
 ◆ Baseline Milestone  
■ Actual Work   
 ■ Critical Remaining Work   
 ◆ Milestone



Activity ID	CR 14-001	Activity Name	Start	Finish	Original Duration	Budgeted Labor Units	Budgeted Labor Cost	Budgeted Material Cost	Budgeted Total Cost	Budgeted Nonlabor Cost	Total Float	B	FY2014	FY2015	FY2016	FY2017	FY2018	FY2019	FY2020	21
24264350		Move Moeller Quads and Table	13-Apr-15	01-May-15	3.00	6.00	\$11,006	\$0	\$11,006	\$0	30.40									
24264355		Move GONI	04-May-15	12-May-15	1.40	2.00	\$3,669	\$0	\$3,669	\$0	30.40									
24264360		Align Goni and Moeller Quads	13-May-15	15-May-15	0.60	0.60	\$1,101	\$0	\$1,101	\$0	30.40									
24264362		Vend Fab Fwd. Detector Installation Tooling	03-Sep-13	28-Oct-13	8.00	0.00	\$0	\$21,069	\$21,069	\$0	89.20									
24264364M		Start Installation of FWD Detectors	29-Oct-13		0.00	0.00	\$0	\$0	\$0	\$0	89.20									
24264365		Transport and install PCAL	06-Feb-14	26-Feb-14	3.00	12.00	\$22,013	\$0	\$22,013	\$0	77.00									
24264370		Check PCAL positions	27-Feb-14	28-Feb-14	0.40	1.20	\$2,201	\$0	\$2,201	\$0	88.40									
24264390		Cable/test/repair Preshower calorimeters	10-Feb-14	07-Mar-14	4.00	3.60	\$8,548	\$0	\$8,548	\$0	89.60									
24264395		Cable/test/repair EC	29-Oct-13	11-Mar-14	17.00	7.20	\$15,800	\$0	\$15,800	\$0	89.20									
24264400		Transport and Install ToF 1a	04-Mar-14	18-Mar-14	2.20	9.60	\$17,610	\$0	\$17,610	\$0	88.40									
24264405		Survey (as found location) TOF 1a positions	20-Mar-14	21-Mar-14	0.40	1.80	\$3,302	\$0	\$3,302	\$0	88.40									
24264410		Cable/test/repair 1a's TOF's	05-Mar-14	17-Mar-14	1.80	5.40	\$11,850	\$0	\$11,850	\$0	88.40									
24264430		Transport and install ToF 1b	14-Apr-14	29-Apr-14	2.40	9.60	\$17,610	\$0	\$17,610	\$0	77.00									
24264435		Survey (as found location) TOF 1b's	30-Apr-14	01-May-14	0.40	1.80	\$3,302	\$0	\$3,302	\$0	77.00									
24264440		Cable/test/repair 1b's TOF's	30-Apr-14	13-May-14	2.00	5.40	\$11,850	\$0	\$11,850	\$0	80.20									
24264460		Transport and Install LTCC	20-Feb-15	05-Mar-15	2.00	8.00	\$14,675	\$0	\$14,675	\$0	37.00									
24264465		Survey (as found location) LTCC positions	06-Mar-15	10-Mar-15	0.60	1.80	\$3,302	\$0	\$3,302	\$0	37.00									
24264470		Cable/test/repair LTCC's	10-Mar-15	17-Mar-15	1.20	3.60	\$7,900	\$0	\$7,900	\$0	39.00									
24264490		Transport and Install TOF Panel 2 and align relative to panel 1a	11-Mar-15	18-Mar-15	1.20	4.80	\$8,805	\$0	\$8,805	\$0	37.00									
24264495		Final Survey TOF panel 2's Positions	19-Mar-15	23-Mar-15	0.60	1.80	\$3,302	\$0	\$3,302	\$0	37.00									
24264500		Cable/test/repair Panel 2 TOFs	24-Mar-15	31-Mar-15	1.20	3.60	\$7,900	\$0	\$7,900	\$0	37.00									
24264515		Mods to CRYO transfer lines	01-Oct-13	25-Nov-13	8.00	8.00	\$14,675	\$0	\$14,675	\$0	67.80									
24264517		Modify Space Frame For Cryo Can	09-Sep-13	05-Nov-13	8.40	0.00	\$0	\$20,000	\$20,000	\$0	66.80									
24264520		Modify Space Frame Level 3 deck For Torus Cryo	06-Nov-13	05-Dec-13	4.00	2.00	\$3,669	\$0	\$3,669	\$0	66.80									
24264525		Distribution Can - Transport and position distribution box	02-Sep-14	03-Sep-14	0.40	1.60	\$2,935	\$0	\$2,935	\$0	30.60									
24264527		Distribution Can - Connect cold piping with fittings and welding	04-Sep-14	10-Sep-14	1.00	4.00	\$7,338	\$0	\$7,338	\$0	30.60									
24264529		Distribution Can - Connect Instrumentation and valves	11-Sep-14	17-Sep-14	1.00	4.00	\$7,338	\$0	\$7,338	\$0	30.60									
24264531		Distribution Can - leak test system	18-Sep-14	23-Sep-14	0.80	3.20	\$5,870	\$0	\$5,870	\$0	30.60									
24264533		Distribution Can - pressure test system	24-Sep-14	25-Sep-14	0.40	1.60	\$2,935	\$0	\$2,935	\$0	30.60									
24264535		Distribution Can - final leak test system	26-Sep-14	30-Sep-14	0.60	2.40	\$4,403	\$0	\$4,403	\$0	30.60									
24264540		Distribution Can - purify system	01-Oct-14	03-Oct-14	0.60	2.00	\$3,669	\$0	\$3,669	\$0	30.60									
24264545		Install and wire up Torus PS (G0)	07-May-14	13-May-14	1.00	4.00	\$7,286	\$0	\$7,286	\$0	16.40									
24264548M		Start Torus Installation	30-Jun-14		0.00	0.00	\$0	\$0	\$0	\$0	10.00									
24264550		Install 3 Torus Base support and adjustment Stands	02-Sep-14	08-Sep-14	1.00	5.00	\$9,779	\$0	\$9,779	\$0	5.00									
24264555		Install Torus Control System	07-Jan-15	04-Feb-15	4.00	8.00	\$18,936	\$0	\$18,936	\$0	27.40									
24264565		Attach cold hub to Coil D	09-Jul-14	17-Jul-14	1.40	5.60	\$10,273	\$0	\$10,273	\$0	8.80									
24264570		Attach Center Base Legs to Coil D	18-Jul-14	28-Jul-14	1.40	5.60	\$10,273	\$0	\$10,273	\$0	8.80									
24264575		Install Temporary Braces to Hall Floor for Coil D and Beam left and right Cold Rings	29-Jul-14	11-Aug-14	2.00	14.00	\$26,896	\$0	\$26,896	\$0	8.80									
24264580		Install Coil D Assembly	09-Sep-14	17-Sep-14	1.40	9.80	\$19,461	\$0	\$19,461	\$0	5.00									
24264585		Install Beam left and right cold ring beams	18-Sep-14	01-Oct-14	2.00	8.00	\$14,675	\$0	\$14,675	\$0	5.00									
24264590		Align Lower Cold ring beams and lock down	02-Oct-14	10-Oct-14	1.40	8.40	\$15,409	\$0	\$15,409	\$0	5.00									
24264595		Install Coil E and C Assemblies (mechanical)	13-Oct-14	27-Oct-14	2.20	15.40	\$30,582	\$0	\$30,582	\$0	5.00									
24264600		Install Vertical Cold ring beams and braces	28-Oct-14	10-Nov-14	2.00	8.00	\$14,675	\$0	\$14,675	\$0	5.00									
24264605		Install Coil F and B assemblies	18-Nov-14	04-Dec-14	2.20	15.40	\$30,582	\$0	\$30,582	\$0	4.00									
24264610		Install Top four Cold Ring beams and temporary braces	05-Dec-14	15-Dec-14	1.40	5.60	\$10,273	\$0	\$10,273	\$0	4.00									
24264615		Install Coil A	19-Dec-14	07-Jan-15	1.20	8.40	\$16,137	\$0	\$16,137	\$0	3.40									
24264620		Survey all CCM and Cold Hub relative locations adjust as necessary	08-Jan-15	12-Jan-15	0.60	3.30	\$6,690	\$0	\$6,690	\$0	3.40									
24264625		Mount the Torus Service Module on Level 3	13-Jan-15	13-Jan-15	0.20	0.90	\$1,666	\$0	\$1,666	\$0	3.40									
24264630		Splice all Coil Leads and Leads to Service Module	14-Jan-15	20-Jan-15	0.80	3.20	\$6,718	\$0	\$6,718	\$0	3.40									
24264635		Weld/Braze all cooling lines (He)	21-Jan-15	22-Jan-15	0.40	1.20	\$2,201	\$0	\$2,201	\$0	3.40									
24264640		Pressure and Leak test all 4K cooling lines	23-Jan-15	26-Jan-15	0.40	1.20	\$2,625	\$0	\$2,625	\$0	3.40									
24264645		Secure and Heat Station the Splices and coil leads	27-Jan-15	29-Jan-15	0.60	1.80	\$3,302	\$0	\$3,302	\$0	3.40									
24264650		Connect all instrumentation including voltage taps	30-Jan-15	06-Feb-15	1.20	4.80	\$8,774	\$0	\$8,774	\$0	3.40									
24264655		Insulate all 4K Surfaces	09-Feb-15	20-Feb-15	2.00	10.00	\$19,558	\$0	\$19,558	\$0	3.40									
24264660		Complete Central hub heat shield	23-Feb-15	26-Feb-15	0.80	2.40	\$4,403	\$0	\$4,403	\$0	3.40									

— Primary Baseline   
 ■ Remaining Work   
 ◆ Baseline Milestone  
■ Actual Work   
 ■ Critical Remaining Work   
 ◆ Milestone

Activity ID	CR 14-001	Activity Name	Start	Finish	Original Duration	Budgeted Labor Units	Budgeted Labor Cost	Budgeted Material Cost	Budgeted Total Cost	Budgeted Nonlabor Cost	Total Float	B	FY2014	FY2015	FY2016	FY2017	FY2018	FY2019	FY2020	Z1	
24264665		Install Cold to warm supports on vertical Cold ring beams	27-Feb-15	27-Feb-15	0.20	1.00	\$1,956	\$0	\$1,956	\$0	3.40										
24264670		Install Heat shield on Cold Ring vertical Beams	02-Mar-15	05-Mar-15	0.80	3.20	\$5,870	\$0	\$5,870	\$0	3.40										
24264675		Insulate 80K surfaces on Cold Ring vertical beams	06-Mar-15	11-Mar-15	0.80	4.00	\$7,823	\$0	\$7,823	\$0	3.40										
24264680		Install Outer Legs N & S on Adjusters (includes 1/2 of CS VJ)	12-Mar-15	13-Mar-15	0.40	3.20	\$6,294	\$0	\$6,294	\$0	3.40										
24264685		Attach cold to warm support to VJ (2 places)	16-Mar-15	16-Mar-15	0.20	1.00	\$2,046	\$0	\$2,046	\$0	3.40										
24264690		Complete Vertical Cold Ring VJ	17-Mar-15	20-Mar-15	0.80	6.40	\$12,588	\$0	\$12,588	\$0	3.40										
24264695		Transfer load from Temporary legs to Outer Legs and Remove Temp legs	23-Mar-15	24-Mar-15	0.40	2.00	\$3,912	\$0	\$3,912	\$0	3.40										
24264700		Install Heat Shield on other 8 Hex Ring beams	25-Mar-15	03-Apr-15	1.60	12.80	\$25,176	\$0	\$25,176	\$0	3.40										
24264705		Connect all Heat Shield cooling tubes	06-Apr-15	08-Apr-15	0.60	2.40	\$4,403	\$0	\$4,403	\$0	3.40										
24264710		Pressure and Leak test all 80K cooling lines	09-Apr-15	10-Apr-15	0.40	1.20	\$2,625	\$0	\$2,625	\$0	3.40										
24264715		Insulate All 80K Surfaces	13-Apr-15	20-Apr-15	1.20	6.00	\$11,735	\$0	\$11,735	\$0	3.40										
24264720		Install VJ on other 8 Hex Ring Beams	21-Apr-15	30-Apr-15	1.60	12.80	\$25,176	\$0	\$25,176	\$0	3.40										
24264723		Install insulation and shield and VJ at central Hub	01-May-15	06-May-15	0.80	2.40	\$4,888	\$0	\$4,888	\$0	3.40										
24264725		Install VJ between Coils at Hub	07-May-15	14-May-15	1.20	9.60	\$18,882	\$0	\$18,882	\$0	3.40										
24264730		Transfer All Cold Mass Loads to VJ	15-May-15	18-May-15	0.40	2.00	\$4,093	\$0	\$4,093	\$0	3.40										
24264735		Align VJ to Beam Line	19-May-15	20-May-15	0.40	2.20	\$4,460	\$0	\$4,460	\$0	3.40										
24264740		Align Cold Mass to VJ and Beam Line	21-May-15	22-May-15	0.40	2.20	\$4,460	\$0	\$4,460	\$0	3.40										
24264755		Close up all cold mass view ports and temporary CCM support ports	26-May-15	29-May-15	0.80	2.40	\$4,403	\$0	\$4,403	\$0	3.40										
24264757		TORUS CRYOTOWER-Transport and position cryotower	31-Mar-15	01-Apr-15	0.40	1.20	\$2,201	\$0	\$2,201	\$0	7.60										
24264757A		TORUS CRYOTOWER-Connect cold piping with fittings and welding	02-Apr-15	15-Apr-15	2.00	6.00	\$11,006	\$0	\$11,006	\$0	7.60										
24264757B		TORUS CRYOTOWER-Connect Instrumentation, valves and current leads	02-Apr-15	13-Apr-15	1.60	4.80	\$8,805	\$0	\$8,805	\$0	7.60										
24264757C		TORUS CRYOTOWER-Leak Test new System	14-Apr-15	17-Apr-15	0.80	2.40	\$4,403	\$0	\$4,403	\$0	7.60										
24264757D		TORUS CRYOTOWER-Pressure Test Piping	20-Apr-15	21-Apr-15	0.40	1.20	\$2,201	\$0	\$2,201	\$0	7.60										
24264757F		TORUS CRYOTOWER-Final Leak Test system	22-Apr-15	24-Apr-15	0.60	1.80	\$3,302	\$0	\$3,302	\$0	7.60										
24264757G		Purify System	27-Apr-15	29-Apr-15	0.60	1.50	\$2,752	\$0	\$2,752	\$0	7.60										
24264760		TORUS CRYO WARM PIPING-Install Vacuum pumping system	02-Jun-15	03-Jun-15	0.40	2.60	\$5,188	\$0	\$5,188	\$0	3.40										
24264762		TORUS CRYO WARM PIPING-Design Gas Panel and Piping	24-Feb-15	16-Mar-15	3.00	3.00	\$8,683	\$0	\$8,683	\$0	5.80										
24264762A		TORUS CRYO WARM PIPING-Cut Back Piping	17-Mar-15	17-Mar-15	0.20	0.40	\$734	\$0	\$734	\$0	5.80										
24264762B		TORUS CRYO WARM PIPING-Procure valves and fitting	18-Mar-15	14-Apr-15	4.00	4.00	\$11,578	\$0	\$21,578	\$10,000	5.80										
24264762C		TORUS CRYO WARM PIPING-Install New Piping	15-Apr-15	28-Apr-15	2.00	4.00	\$7,338	\$0	\$7,338	\$0	5.80										
24264762D		TORUS CRYO WARM PIPING-Leak Test new Piping	29-Apr-15	04-May-15	0.80	1.60	\$2,935	\$0	\$2,935	\$0	5.80										
24264762F		TORUS CRYO WARM PIPING-Pressure Test Piping	05-May-15	05-May-15	0.20	0.40	\$734	\$0	\$734	\$0	5.80										
24264762G		TORUS CRYO WARM PIPING-Final Leak Test system	06-May-15	11-May-15	0.80	1.60	\$2,935	\$0	\$2,935	\$0	5.80										
24264762H		TORUS CRYO WARM PIPING-Purify System	12-May-15	14-May-15	0.60	1.00	\$1,834	\$0	\$1,834	\$0	5.80										
24264765		Pump VJ, leak and pressure test	04-Jun-15	17-Jun-15	2.00	2.00	\$3,669	\$0	\$3,669	\$0	3.40										
24264770		Install mounting adapters for drift chambers	18-Jun-15	01-Jul-15	2.00	11.19	\$23,707	\$0	\$23,707	\$0	3.40										
24264775		Connect instrumentation and Leads	02-Jul-15	09-Jul-15	1.00	9.90	\$20,229	\$0	\$20,229	\$0	3.40										
24264780		Connect Torus cryo lines	10-Jul-15	13-Jul-15	0.40	4.30	\$8,948	\$0	\$8,948	\$0	3.40										
24264788M		Torus Assembled and Tested	01-Oct-15		0.00	0.00	\$0	\$0	\$0	\$0	3.40										
24264790		Solenoid - design adjustment system for solenoid and HTCC rails	05-Mar-14	08-Apr-14	5.00	5.00	\$9,942	\$0	\$9,942	\$0	35.40										
24264791		Solenoid - procure rails and adjustment components for solenoid and HTCC rails	06-May-14	04-Aug-14	12.60	0.00	\$0	\$22,079	\$22,079	\$0	35.40										
24264792		Solenoid - Install and Align rails and adjustment components for solenoid and HTCC rails	05-Aug-14	25-Aug-14	3.00	0.00	\$0	\$0	\$0	\$0	35.40										
24264793		Solenoid - design motion system	09-Apr-14	12-May-14	4.80	5.00	\$9,942	\$0	\$9,942	\$0	42.60										
24264794		Solenoid - procure motion system	06-May-14	03-Jul-14	8.40	0.00	\$0	\$3,469	\$3,469	\$0	42.60										
24264794a		Solenoid - Install motion system	26-Aug-14	02-Sep-14	1.00	2.00	\$3,669	\$0	\$3,669	\$0	35.40										
24264795		Solenoid - design cart	09-Apr-14	12-May-14	4.80	0.00	\$0	\$0	\$12,480	\$12,480	35.40										
24264796		Solenoid - cart Engineering Analysis	29-Apr-14	29-May-14	4.40	4.00	\$11,578	\$0	\$11,578	\$0	35.40										
24264797		Solenoid - procure cart	03-Jun-14	02-Sep-14	12.80	0.00	\$0	\$53,069	\$53,069	\$0	35.00										
24264798M		Start Installation of Solenoid	13-Jan-15		0.00	0.00	\$0	\$0	\$0	\$0	18.20										
24264800		Receive and inspect solenoid magnet from Vendor	13-Jan-15	15-Jan-15	0.60	8.00	\$16,770	\$0	\$16,770	\$0	18.20										
24264805		Install Solenoid cart	13-Jan-15	13-Jan-15	0.20	0.80	\$1,468	\$0	\$1,468	\$0	18.60										
24264810		Assemble Solenoid and Piping	16-Jan-15	27-Feb-15	6.00	6.00	\$11,006	\$0	\$19,525	\$8,519	18.20										
24264815		Solenoid instrumentation and current leads	06-Jul-15	17-Jul-15	2.00	4.00	\$7,286	\$0	\$7,286	\$0	0.60										
24264820		Align Solenoid	17-Jul-15	20-Jul-15	0.40	0.40	\$734	\$0	\$734	\$0	0.60										
24264825		Connect Solenoid Cryo lines	21-Jul-15	17-Aug-15	4.00	0.00	\$0	\$0	\$0	\$0	0.60										

— Primary Baseline   
 ■ Remaining Work   
 ◆ Baseline Milestone  
■ Actual Work   
 ■ Critical Remaining Work   
 ◆ Milestone



Activity ID	CR 14-001	Activity Name	Start	Finish	Original Duration	Budgeted Labor Units	Budgeted Labor Cost	Budgeted Material Cost	Budgeted Total Cost	Budgeted Nonlabor Cost	Total Float	FY2014	FY2015	FY2016	FY2017	FY2018	FY2019	FY2020	21
24264845		Mount, assemble and cable CTOF system	05-Oct-15	06-Nov-15	5.00	10.00	\$20,504	\$0	\$20,504	\$0	0.60								
24264850		Align CTOF	09-Nov-15	13-Nov-15	1.00	1.20	\$2,201	\$0	\$2,201	\$0	0.60								
24264855		Mount, cable and check SVT system	13-Nov-15	07-Dec-15	3.00	10.00	\$20,504	\$0	\$20,504	\$0	0.60								
24264860		Align SVT	07-Dec-15	18-Dec-15	2.00	1.20	\$2,201	\$0	\$2,201	\$0	0.60								
24264860M		Central Detector Ready		18-Dec-15	0.00	0.00	\$0	\$0	\$0	\$0	0.60								
24264868		Design and install HTCC gas system	08-Apr-15	14-Aug-15	18.00	9.00	\$16,972	\$0	\$16,972	\$0	15.40								
24264870		Rig and Transport HTCC to Hall	03-Nov-15	04-Nov-15	0.40	1.00	\$1,834	\$0	\$1,834	\$0	4.00								
24264872		Install HTCC cart	05-Nov-15	10-Nov-15	0.80	0.50	\$917	\$0	\$917	\$0	4.00								
24264874		Install HTCC	11-Nov-15	12-Nov-15	0.40	3.00	\$5,503	\$0	\$5,503	\$0	4.00								
24264876		HTCC verify mirror alignment and align detector to beam	13-Nov-15	17-Nov-15	0.60	2.40	\$5,699	\$0	\$5,699	\$0	4.00								
24264878		Cable HTCC	18-Nov-15	23-Nov-15	0.80	0.80	\$1,468	\$0	\$1,468	\$0	4.00								
24264880		Vend Fab Drift Chambers Installation tooling	14-Jan-15	05-Jun-15	20.00	0.00	\$0	\$20,409	\$20,409	\$0	19.60								
24264882		Install DC signal cable trays and gas lines	03-Sep-15	22-Oct-15	7.00	16.00	\$29,350	\$4,535	\$52,839	\$18,954	9.80								
24264884		Route DC Signal Cables	03-Sep-15	22-Oct-15	7.00	12.00	\$22,013	\$0	\$22,013	\$0	9.80								
24264886		Install DC HV/LV Racks and cable trays	16-Jul-15	14-Aug-15	4.40	4.80	\$8,805	\$0	\$8,805	\$0	9.80								
24264888		Reroute DC gas lines to the distribution pannel	06-Jan-14	15-Jul-14	26.80	6.00	\$11,006	\$0	\$11,006	\$0	71.60								
24264890		DC - design mounts and adjusters for DC to Torus	05-Dec-13	10-Apr-14	16.40	0.00	\$0	\$0	\$24,960	\$24,960	45.20								
24264895		DC - mounts and adjusters Engineering Analysis	16-Jan-14	10-Mar-14	7.40	6.00	\$17,366	\$0	\$17,366	\$0	49.80								
24264900		DC - procure mounts and adjusters for DC to Torus	03-Jun-14	30-Sep-14	16.80	0.00	\$0	\$75,589	\$75,589	\$0	38.00								
24264905		DC - design cable trays and gas system mounts	11-Apr-14	09-Oct-14	25.40	0.00	\$0	\$0	\$29,120	\$29,120	9.80								
24264910		DC - cable trays and gas system mounts Engineering Analysis	01-Aug-14	03-Sep-14	4.60	5.00	\$14,472	\$0	\$14,472	\$0	14.80								
24264915		DC - procure cable trays and gas system mounts	09-Oct-14	23-Dec-14	10.40	0.00	\$0	\$33,469	\$33,469	\$0	9.80								
24264920		DC - design maintenance platforms	10-Oct-14	15-Jan-15	12.00	0.00	\$0	\$0	\$10,400	\$10,400	33.20								
24264925		DC - maintenance platforms Engineering Analysis	01-Dec-14	19-Dec-14	3.00	3.00	\$8,683	\$0	\$8,683	\$0	33.20								
24264930		DC - procure maintenance platforms	22-Dec-14	27-Feb-15	8.20	0.00	\$0	\$19,223	\$19,223	\$0	33.20								
24264935		Widen the corners of the Hall access walls to allow R3 to pass through horizontal	01-Oct-13	07-Feb-14	16.60	0.00	\$0	\$8,000	\$8,000	\$0	85.40								
24264960M		Start Installation of Drift Chambers	01-Oct-15		0.00	0.00	\$0	\$0	\$0	\$0	3.40								
24264965		Install Region 2 Drift Chamber	09-Oct-15	22-Oct-15	2.00	13.60	\$24,948	\$0	\$24,948	\$0	3.40								
24264970		Survey/align R2 Drift chambers	16-Oct-15	22-Oct-15	1.00	6.00	\$11,006	\$0	\$11,006	\$0	3.40								
24264975		Install Region 1 Drift Chamber	22-Oct-15	04-Nov-15	2.00	13.60	\$24,948	\$0	\$24,948	\$0	3.40								
24264980		Survey/align R1 Drift chambers	27-Oct-15	02-Nov-15	1.00	6.00	\$11,006	\$0	\$11,006	\$0	3.40								
24264985		Install Region 3 Drift Chamber	02-Nov-15	13-Nov-15	2.00	13.60	\$24,948	\$0	\$24,948	\$0	3.40								
24264990		Survey/align R3 Drift chambers	06-Nov-15	12-Nov-15	1.00	6.00	\$11,006	\$0	\$11,006	\$0	3.40								
24264995		Connect / Cable Drift Chambers	13-Nov-15	30-Nov-15	2.00	4.00	\$9,472	\$0	\$9,472	\$0	3.40								
<b>1.4.2.7 HALL B MAGNETS</b>			03-Sep-13	30-Sep-15	103.00	1428.86	\$3,892,926	\$9,030,490	\$13,167,286	\$243,869	99.00								
<b>1.4.2.7.1 TOROIDAL MAGNET NEW VENDOR</b>			03-Sep-13	30-Sep-14	53.60	35.09	\$163,657	\$907,618	\$1,071,276	\$0	61.00								
24271665		FNAL: Tooling Fabrication and Installation at FNAL Part B	03-Sep-13	16-Sep-13	2.00	0.00	\$0	\$2,467	\$2,467	\$0	4.00								
24271680		FNAL: Prototype CCM winding and tests	03-Sep-13	21-Oct-13	7.00	0.00	\$0	\$35,234	\$35,234	\$0	4.00								
24271685		FNAL: Update design with lessons learned from prototype	03-Sep-13	27-Nov-13	12.40	0.00	\$0	\$46,567	\$46,567	\$0	4.00								
24271690		FNAL: Production CCM readiness review	03-Sep-13	27-Nov-13	12.40	0.00	\$0	\$24,836	\$24,836	\$0	4.00								
24271695		FNAL: Production final CCM#1 and test	03-Sep-13	30-Apr-14	32.20	0.00	\$0	\$133,483	\$133,483	\$0	4.00								
24271700		FNAL: Production final CCM#2 and test	01-Oct-13	30-May-14	32.40	0.00	\$0	\$123,135	\$123,135	\$0	0.00								
24271705		FNAL: Production final CCM#3 and test	01-Oct-13	30-Jun-14	36.60	0.00	\$0	\$123,135	\$123,135	\$0	0.00								
24271710		FNAL: Production final CCM#4 and test	01-Oct-13	31-Jul-14	41.00	0.00	\$0	\$123,135	\$123,135	\$0	0.00								
24271715		FNAL: Production final CCM#5 and test	01-Oct-13	29-Aug-14	45.20	0.00	\$0	\$123,135	\$123,135	\$0	0.00								
24271720		FNAL: Production final CCM#6 and test	01-Oct-13	30-Sep-14	49.40	0.00	\$0	\$123,135	\$123,135	\$0	0.00								
24271725 LOE		Consultant Fees WS LQ	03-Sep-13	30-Sep-14	53.40	0.00	\$0	\$22,950	\$22,950	\$0	60.80								
24271730		Existing Coil Case Storage	03-Sep-13	30-Sep-14	53.40	0.00	\$0	\$2,106	\$2,106	\$0	60.80								
24271730 LOE		JLab support of FNAL Torus CCM effort FY13	03-Sep-13	30-Sep-13	4.00	3.44	\$16,042	\$0	\$16,042	\$0	14.40								
24271735		Contractor Training TW	03-Sep-13	30-Sep-14	53.40	0.00	\$0	\$266	\$266	\$0	60.80								
24271735 LOE		JLab support of FNAL Torus CCM effort FY14	01-Oct-13	01-Jul-14	36.80	31.65	\$147,616	\$0	\$147,616	\$0	14.40								
24271740		Additional Torus Copper Stabilizer and SSC Cable tests for Coil #7	03-Sep-13	25-Nov-13	12.00	0.00	\$0	\$24,035	\$24,035	\$0	11.60								
24271740M		FNAL Torus work complete		30-Sep-14	0.00	0.00	\$0	\$0	\$0	\$0	0.00								
<b>1.4.2.7.2 SOLENOID MAGNET NEW VENDOR</b>			03-Sep-13	30-Sep-15	103.00	0.00	\$0	\$3,003,427	\$3,003,427	\$0	99.00								
24272075		Vend Fab Solenoid - Peg Point #2 - Intermediate Design Review	03-Sep-13	31-Oct-13	8.60	0.00	\$0	\$49,772	\$49,772	\$0	3.40								

— Primary Baseline   
 ■ Remaining Work   
 ◆ Baseline Milestone  
■ Actual Work   
 ■ Critical Remaining Work   
 ◆ Milestone

Activity ID	CR 14-001	Activity Name	Start	Finish	Original Duration	Budgeted Labor Units	Budgeted Labor Cost	Budgeted Material Cost	Budgeted Total Cost	Budgeted Nonlabor Cost	Total Float	B	FY2014	FY2015	FY2016	FY2017	FY2018	FY2019	FY2020	Z1
24272075a		Vend Fab Solenoid - Peg Point #3 - Final Design Review	03-Sep-13	20-Dec-13	15.40	0.00	\$0	\$99,543	\$99,543	\$0	3.40									
24272075b		Vend Fab Solenoid - Final Design Review Incentive Fee	03-Sep-13	20-Dec-13	15.40	0.00	\$0	\$200,000	\$200,000	\$0	3.40									
24272075ba		De-Obligation of Vend Fab Solenoid - Final Design Review Incentive Fee	20-Dec-13	20-Dec-13	0.20	0.00	\$0	(\$135,000)	(\$135,000)	\$0	3.40									
24272075c		Vend Fab Solenoid - Peg Point #4 - Winding and Potting Tooling	03-Sep-13	28-Feb-14	23.60	0.00	\$0	\$79,634	\$79,634	\$0	3.40									
24272075d		Vend Fab Solenoid - Peg Point #5 - PSMM Fabrication and Testing	03-Sep-13	30-Jun-14	40.60	0.00	\$0	\$119,452	\$119,452	\$0	3.40									
24272075f		Vend Fab Solenoid - MRR Incentive Fee	03-Sep-13	31-Jul-14	45.00	0.00	\$0	\$200,000	\$200,000	\$0	3.40									
24272075g		Vend Fab Solenoid - Peg Point #6 - Coils Wound	03-Sep-13	29-Aug-14	49.20	0.00	\$0	\$199,085	\$199,085	\$0	3.40									
24272075h		Vend Fab Solenoid - Peg Point #7 - Cryostat Materials and Components	03-Sep-13	30-Sep-14	53.40	0.00	\$0	\$298,628	\$298,628	\$0	3.40									
24272075j		Vend Fab Solenoid - Peg Point #8 - Cold Mass Materials and Components	03-Sep-13	31-Oct-14	58.00	0.00	\$0	\$298,628	\$298,628	\$0	3.40									
24272075k		Vend Fab Solenoid - Peg Point #9 - Assembly and Test	03-Sep-13	26-Nov-14	61.60	0.00	\$0	\$199,085	\$199,085	\$0	3.40									
24272075n		Vend Fab Solenoid - Delivery Incentive Fee	03-Sep-13	26-Nov-14	61.60	0.00	\$0	\$600,000	\$600,000	\$0	3.40									
24272075p		Vend Fab Solenoid - Peg Point #10 - Commissioning and Acceptance Test	03-Sep-13	30-Jun-15	89.80	0.00	\$0	\$199,085	\$199,085	\$0	11.60									
24272075q		Vend Fab Solenoid - Peg Point #11 - Final Report and Closeout	03-Sep-13	30-Sep-15	102.60	0.00	\$0	\$199,085	\$199,085	\$0	11.60									
24272075r		Vend Fab Solenoid - Peg Point #12 - Shipping Costs	03-Sep-13	30-Sep-15	102.60	0.00	\$0	\$6,000	\$6,000	\$0	11.60									
24272080		Solenoid Outside Consulting FY13	03-Sep-13	31-Jan-14	19.60	0.00	\$0	\$178,380	\$178,380	\$0	121.20									
24272085		Solenoid Outside Consulting FY14	03-Feb-14	23-Apr-15	61.00	0.00	\$0	\$180,000	\$180,000	\$0	121.20									
24272405		Solenoid - Cable Testing	03-Sep-13	28-Feb-14	23.60	0.00	\$0	\$24,000	\$24,000	\$0	90.60									
24272410		Consultant Fees WS	03-Sep-13	30-Sep-14	53.40	0.00	\$0	\$8,050	\$8,050	\$0	60.80									
<b>1.4.2.7.3 MAGNET INFRASTRUCTURE</b>			<b>03-Sep-13</b>	<b>31-Mar-14</b>	<b>28.00</b>	<b>8.90</b>	<b>\$19,529</b>	<b>\$731,107</b>	<b>\$764,921</b>	<b>\$14,285</b>	<b>174.00</b>									
24273007		Shipping of Conductor to AES	03-Sep-13	31-Oct-13	8.60	0.00	\$0	\$8,874	\$8,874	\$0	105.60									
24273010B		Vend Fab Wave Solder of Torus and Solenoid Magnets Peg Point #2-Procurement of Mate	03-Sep-13	31-Oct-13	8.60	0.00	\$0	\$62,126	\$62,126	\$0	3.40									
24273010H		Vend Fab Wave Solder of Torus and Solenoid Magnets Peg Point #6-Delivery of 2nd set of	03-Sep-13	31-Jan-14	19.60	0.00	\$0	\$60,934	\$60,934	\$0	3.40									
24273010J		Vend Fab Wave Solder of Torus and Solenoid Magnets Peg Point #7-Delivery of 3rd set of	03-Sep-13	28-Feb-14	23.60	0.00	\$0	\$60,934	\$60,934	\$0	3.40									
24273010K		Vend Fab Wave Solder of Torus and Solenoid Magnets Peg Point #8-Delivery of 4th set of	03-Sep-13	31-Mar-14	27.80	0.00	\$0	\$60,934	\$60,934	\$0	3.40									
24273010N		Vend Fab Wave Solder of Torus and Solenoid Magnets Peg Point #9-Additional length and	03-Sep-13	17-Mar-14	25.80	0.00	\$0	\$107,400	\$107,400	\$0	3.40									
24273010P		Vend Fab Wave Solder of Torus and Solenoid Magnets Peg Point #10-Additional Reels for	03-Sep-13	27-Nov-13	12.40	0.00	\$0	\$79,600	\$79,600	\$0	3.40									
24273010Q		Vend Fab Wave Solder of Torus and Solenoid Magnets Peg Point #10-Conductor Cleaning	13-Feb-14	17-Mar-14	4.60	0.00	\$0	\$51,000	\$51,000	\$0	27.60									
24273010R		Vend Fab Wave Solder of Torus and Solenoid Magnets New Scope	03-Sep-13	31-Mar-14	27.80	0.00	\$0	\$211,309	\$211,309	\$0	3.40									
24273012		Wave Solder of Torus and Solenoid Magnets Travel FY13	03-Sep-13	30-Sep-13	4.00	1.50	\$3,282	\$0	\$5,683	\$2,401	90.40									
24273012a		Wave Solder of Torus and Solenoid Magnets Travel FY14	01-Oct-13	03-Mar-14	19.80	7.40	\$16,247	\$0	\$28,131	\$11,884	90.40									
24273017		Twente Cable Testing	03-Sep-13	20-Dec-13	15.40	0.00	\$0	\$12,272	\$12,272	\$0	98.80									
24273022		Additional Cu for solenoid conductor - Procurement	03-Sep-13	14-Mar-14	25.60	0.00	\$0	\$15,500	\$15,500	\$0	88.60									
24273027		Consultant Fees WS	03-Sep-13	20-Dec-13	15.40	0.00	\$0	\$225	\$225	\$0	186.40									
<b>1.4.2.7.4 TORUS CRYOSTAT FACTORY</b>			<b>03-Sep-13</b>	<b>14-Jul-15</b>	<b>92.00</b>	<b>643.38</b>	<b>\$1,528,727</b>	<b>\$43,691</b>	<b>\$1,648,318</b>	<b>\$75,900</b>	<b>22.60</b>									
<b>1.4.2.7.4.1 DESIGN AND PROCEDURES</b>			<b>03-Sep-13</b>	<b>15-Nov-13</b>	<b>10.80</b>	<b>4.26</b>	<b>\$12,472</b>	<b>\$43,691</b>	<b>\$56,163</b>	<b>\$0</b>	<b>29.80</b>									
242741010		Cryostat Factory - Design lifting Fixtures and Procurement Prep (Historical)	03-Sep-13	05-Sep-13	0.60	1.83	\$4,677	\$0	\$4,677	\$0	39.80									
242741020		Cryostat Factory - Perform tests for Torus Design - labor	03-Sep-13	16-Sep-13	2.00	0.20	\$462	\$0	\$462	\$0	38.40									
242741030		Cryostat Factory - Write, review and sign welding Procedures	03-Sep-13	16-Sep-13	2.00	0.16	\$531	\$0	\$531	\$0	38.40									
242741035		Cryostat Factory - Write, review and sign Incoming material QA Procedures FY13	03-Sep-13	30-Sep-13	4.00	0.62	\$2,021	\$0	\$2,021	\$0	34.00									
242741035a		Cryostat Factory - Write, review and sign Incoming material QA Procedures FY14	01-Oct-13	16-Oct-13	2.40	0.37	\$1,212	\$0	\$1,212	\$0	34.00									
242741040		Cryostat Factory - Write, review and sign material handling Procedures FY13	03-Sep-13	30-Sep-13	4.00	0.07	\$260	\$0	\$260	\$0	34.00									
242741040a		Cryostat Factory - Write, review and sign material handling Procedures FY14	01-Oct-13	16-Oct-13	2.40	0.04	\$156	\$0	\$156	\$0	34.00									
242741045		Cryostat Factory - Write, review and sign MLI application Procedures	03-Sep-13	16-Sep-13	2.00	0.12	\$415	\$0	\$415	\$0	38.40									
242741050		Cryostat Factory - Write, review and sign OSP FY13	03-Sep-13	30-Sep-13	4.00	0.18	\$591	\$0	\$591	\$0	29.60									
242741050a		Cryostat Factory - Write, review and sign OSP FY14	01-Oct-13	15-Nov-13	6.80	0.30	\$1,004	\$0	\$1,004	\$0	29.60									
242741055		Cryostat Factory - Write, review and sign assembly procedures FY13	03-Sep-13	30-Sep-13	4.00	0.22	\$714	\$0	\$714	\$0	34.00									
242741055a		Cryostat Factory - Write, review and sign assembly procedures FY14	01-Oct-13	16-Oct-13	2.40	0.13	\$428	\$0	\$428	\$0	34.00									
242741065		Cryostat Factory - Order fixtures, tables, tools, etc. for assembly Procurement	03-Sep-13	16-Oct-13	6.40	0.00	\$0	\$37,877	\$37,877	\$0	33.20									
242741070		Cryostat Stand and Axle	03-Sep-13	30-Oct-13	8.40	0.00	\$0	\$5,814	\$5,814	\$0	31.20									
242741070M		Cryostat factory fixtures and tooling in-house		30-Oct-13	0.00	0.00	\$0	\$0	\$0	\$0	31.20									
242741075M		Torus Cryostat Factory Procedures In-place		15-Nov-13	0.00	0.00	\$0	\$0	\$0	\$0	29.60									
<b>1.4.2.7.4.2 PROTOTYPE</b>			<b>03-Sep-13</b>	<b>08-Jul-14</b>	<b>41.80</b>	<b>257.13</b>	<b>\$670,656</b>	<b>\$0</b>	<b>\$686,556</b>	<b>\$15,900</b>	<b>72.80</b>									
242742000		Cryostat Factory - Test Lifting Fixtures and Procedures with Wang Coil Case FY13	03-Sep-13	30-Sep-13	4.00	6.02	\$16,253	\$0	\$18,440	\$2,188	26.40									
242742005		Cryostat Factory - Layout Assembly area for equipment and fixtures	03-Oct-13	09-Oct-13	1.00	4.00	\$12,711	\$0	\$12,711	\$0	31.20									
242742010		Cryostat Factory - Install equipment and fixtures in factory area	03-Oct-13	05-Nov-13	4.80	22.40	\$56,929	\$0	\$59,329	\$2,400	31.20									

— Primary Baseline   
 — Remaining Work   
 ◆ Baseline Milestone  
— Actual Work   
 — Critical Remaining Work   
 ◆ Milestone



Activity ID	CR 14-001	Activity Name	Start	Finish	Original Duration	Budgeted Labor Units	Budgeted Labor Cost	Budgeted Material Cost	Budgeted Total Cost	Budgeted Nonlabor Cost	Total Float	B	FY2014	FY2015	FY2016	FY2017	FY2018	FY2019	FY2020	21	
242742015		Cryostat Factory - Test Lifting Fixtures and Procedures with Wang Coil Case FY14	01-Oct-13	16-Oct-13	2.40	3.61	\$9,752	\$0	\$11,064	\$1,313	26.40										
242742015M		Cryostat Factory - Receive parts for proto cryostat		19-Mar-14	0.00	0.00	\$0	\$0	\$0	\$0	21.20										
242742020		Cryostat Factory - Engineering oversight (Legg) FY13	03-Sep-13	30-Sep-13	4.00	4.20	\$19,597	\$0	\$19,597	\$0	90.40										
242742020a		Cryostat Factory - Engineering oversight (Legg) FY14	01-Oct-13	03-Mar-14	19.80	20.80	\$97,003	\$0	\$97,003	\$0	90.40										
242742025		Cryostat Factory - Mock-up of one quarter CCM	04-Oct-13	17-Jan-14	13.20	18.00	\$38,319	\$0	\$38,319	\$0	96.40										
242742030		Cryostat Factory - Pre-assembly of CCM using Wang Coil case FY13	03-Sep-13	30-Sep-13	4.00	6.40	\$13,436	\$0	\$13,436	\$0	105.70										
242742030a		Cryostat Factory - Pre-assembly of CCM using Wang Coil case FY14	01-Oct-13	31-Oct-13	4.50	7.20	\$15,116	\$0	\$15,116	\$0	105.70										
242742035		Cryostat Factory - Initial receipt inspection of Coil Case MLI	17-Feb-14	28-Feb-14	2.00	1.00	\$2,364	\$0	\$2,364	\$0	20.20										
242742040		Cryostat Factory - Initial receipt inspection (QA) of Coil case shields	18-Nov-13	19-Mar-14	15.40	3.00	\$7,093	\$0	\$7,093	\$0	22.80										
242742045		Cryostat Factory - Pre-Assemble Seven Coil case shields	18-Nov-13	01-Apr-14	17.20	35.00	\$82,754	\$0	\$82,754	\$0	22.80										
242742050		Cryostat Factory - Initial receipt inspection (QA) of Vacuum Vessel Parts	18-Dec-13	21-Apr-14	16.00	3.00	\$5,503	\$0	\$5,503	\$0	8.80										
242742055		Cryostat Factory - Pre-Assemble Seven Vacuum Jackets	18-Dec-13	13-Jun-14	23.60	32.50	\$65,448	\$0	\$65,448	\$0	8.80										
242742060M		Cryostat Factory - Receive 1st Article (CCM #1) coil cold case	25-Apr-14		0.00	0.00	\$0	\$0	\$0	\$0	9.00										
242742065		Cryostat Factory - Assemble 1st Article (CCM #1) Coil Cryostat with cold mass (Receive, t	25-Apr-14	19-May-14	3.40	22.00	\$52,024	\$0	\$55,358	\$3,334	9.00										
242742070		Cryostat Factory - Assemble 1st Article (CCM #1) Coil Cryostat with cold mass (MLI and L	20-May-14	12-Jun-14	3.40	28.00	\$66,212	\$0	\$69,545	\$3,333	9.00										
242742075		Cryostat Factory - Assemble 1st Article (CCM #1) Coil Cryostat with cold mass (Vac jacke	16-Jun-14	08-Jul-14	3.20	24.00	\$56,753	\$0	\$60,086	\$3,333	8.80										
242742080		Cryostat Factory - Rewrite procedures and lessons learned from Proto	17-Oct-13	04-Mar-14	17.60	16.00	\$53,389	\$0	\$53,389	\$0	26.40										
<b>1.4.2.7.4.3 PRODUCTION</b>			<b>14-Feb-14</b>	<b>14-Jul-15</b>	<b>70.20</b>	<b>382.00</b>	<b>\$845,599</b>	<b>\$0</b>	<b>\$905,599</b>	<b>\$60,000</b>	<b>14.40</b>										
242743000M		Cryostat Factory - Receive production coil case #2	30-May-14		0.00	0.00	\$0	\$0	\$0	\$0	7.40										
242743005		Cryostat Factory - Assemble Coil Cryostat #2 with cold mass (Receive, QA and Pre-asser	29-May-14	27-Jun-14	4.40	22.00	\$54,876	\$0	\$64,876	\$10,000	7.40										
242743010		Cryostat Factory - Assemble Coil Cryostat #2 with cold mass (MLI and LN2 shield ass emb	30-Jun-14	23-Jul-14	3.40	20.00	\$46,587	\$0	\$46,587	\$0	7.40										
242743015		Cryostat Factory - Assemble Coil Cryostat #2 with cold mass (Vac jacket weld up)	24-Jul-14	18-Aug-14	3.60	10.00	\$22,469	\$0	\$22,469	\$0	7.40										
242743020M		Cryostat Factory - Receive production coil case #3	03-Jul-14		0.00	0.00	\$0	\$0	\$0	\$0	7.00										
242743025		Cryostat Factory - Assemble Coil Cryostat #3 with cold mass (Receive, QA and Pre-asser	03-Jul-14	28-Jul-14	3.40	22.00	\$47,616	\$0	\$57,616	\$10,000	7.00										
242743030		Cryostat Factory - Assemble Coil Cryostat #3 with cold mass (MLI and LN2 shield ass emb	29-Jul-14	20-Aug-14	3.40	20.00	\$41,638	\$0	\$41,638	\$0	7.00										
242743035		Cryostat Factory - Assemble Coil Cryostat #3 with cold mass (Vac jacket weld up)	21-Aug-14	15-Sep-14	3.40	10.00	\$22,469	\$0	\$22,469	\$0	7.00										
242743040M		Cryostat Factory - Receive production coil case #4	11-Aug-14		0.00	0.00	\$0	\$0	\$0	\$0	6.00										
242743045		Cryostat Factory - Assemble Coil Cryostat #4 with cold mass (Receive, QA and Pre-asser	11-Aug-14	29-Aug-14	3.00	22.00	\$47,616	\$0	\$57,616	\$10,000	6.00										
242743050		Cryostat Factory - Assemble Coil Cryostat #4 with cold mass (MLI and LN2 shield ass emb	02-Sep-14	22-Sep-14	3.00	20.00	\$41,638	\$0	\$41,638	\$0	6.00										
242743055		Cryostat Factory - Assemble Coil Cryostat #4 with cold mass (Vac jacket weld up)	23-Sep-14	13-Oct-14	3.00	10.00	\$22,469	\$0	\$22,469	\$0	6.00										
242743060M		Cryostat Factory - Receive production coil case #5	16-Sep-14		0.00	0.00	\$0	\$0	\$0	\$0	4.00										
242743065		Cryostat Factory - Assemble Coil Cryostat #5 with cold mass (Receive, QA and Pre-asser	16-Sep-14	06-Oct-14	3.00	22.00	\$47,616	\$0	\$57,616	\$10,000	4.00										
242743070		Cryostat Factory - Assemble Coil Cryostat #5 with cold mass (MLI and LN2 shield ass emb	07-Oct-14	27-Oct-14	3.00	20.00	\$41,638	\$0	\$41,638	\$0	4.00										
242743075		Cryostat Factory - Assemble Coil Cryostat #5 with cold mass (Vac jacket weld up)	28-Oct-14	17-Nov-14	3.00	10.00	\$22,469	\$0	\$22,469	\$0	4.00										
242743080M		Cryostat Factory - Receive production coil case #6	15-Oct-14		0.00	0.00	\$0	\$0	\$0	\$0	3.40										
242743085		Cryostat Factory - Assemble Coil Cryostat #6 with cold mass (Receive, QA and Pre-asser	15-Oct-14	04-Nov-14	3.00	22.00	\$47,616	\$0	\$57,616	\$10,000	3.40										
242743090		Cryostat Factory - Assemble Coil Cryostat #6 with cold mass (MLI and LN2 shield ass emb	05-Nov-14	25-Nov-14	3.00	20.00	\$41,638	\$0	\$41,638	\$0	3.40										
242743095		Cryostat Factory - Assemble Coil Cryostat #6 with cold mass (Vac jacket weld up)	26-Nov-14	18-Dec-14	3.00	10.00	\$22,469	\$0	\$22,469	\$0	3.40										
242743100M		Cryostat Factory - Receive production coil case #7	10-Apr-15		0.00	0.00	\$0	\$0	\$0	\$0	14.40										
242743105		Cryostat Factory - Assemble Coil Cryostat #7 with cold mass (Receive, QA and Pre-asser	10-Apr-15	30-Apr-15	3.00	22.00	\$47,616	\$0	\$57,616	\$10,000	14.40										
242743110		Cryostat Factory - Assemble Coil Cryostat #7 with cold mass (MLI and LN2 shield ass emb	01-May-15	21-May-15	3.00	20.00	\$41,638	\$0	\$41,638	\$0	14.40										
242743115		Cryostat Factory - Assemble Coil Cryostat #7 with cold mass (Vac jacket weld up)	22-May-15	15-Jun-15	3.00	10.00	\$22,469	\$0	\$22,469	\$0	14.40										
242743120		Cryostat Factory - Clean up And ship to site	15-May-15	14-Jul-15	8.00	18.00	\$47,868	\$0	\$47,868	\$0	14.40										
242743125		Cryostat Factory - Rework	14-Feb-14	07-May-15	61.20	52.00	\$115,187	\$0	\$115,187	\$0	23.40										
<b>1.4.2.7.5 TORUS MAGNET DESIGN/PARTS</b>			<b>03-Sep-13</b>	<b>21-Oct-14</b>	<b>56.60</b>	<b>145.13</b>	<b>\$520,835</b>	<b>\$1,383,723</b>	<b>\$1,904,558</b>	<b>\$0</b>	<b>84.00</b>										
<b>1.4.2.7.5.1 TORUS MAGNET DESIGN/PARTS</b>			<b>03-Sep-13</b>	<b>21-Oct-14</b>	<b>56.60</b>	<b>145.13</b>	<b>\$520,835</b>	<b>\$1,383,723</b>	<b>\$1,904,558</b>	<b>\$0</b>	<b>84.00</b>										
242751000L		Torus - Engineering Oversight FY13	03-Sep-13	30-Sep-13	4.00	4.70	\$21,911	\$0	\$21,911	\$0	84.00										
242751005L		Torus - Engineering Oversight FY14	01-Oct-13	30-Sep-14	49.40	59.00	\$275,176	\$0	\$275,176	\$0	84.00										
242751010		Vend Fab Additional Coil Case for Coil # 7	03-Sep-13	31-Mar-14	27.80	0.00	\$0	\$25,220	\$25,220	\$0	65.20										
242751010L		Torus - Engineering Oversight FY15	01-Oct-14	21-Oct-14	3.00	4.75	\$22,154	\$0	\$22,154	\$0	84.00										
242751020		Torus - 1st Article Coil Case Procurement	03-Sep-13	16-Sep-13	2.00	0.00	\$0	\$20,370	\$20,370	\$0	18.00										
242751045		Torus - 6 Production Coil Cases Procurement	03-Sep-13	31-Mar-14	27.80	0.00	\$0	\$146,130	\$146,130	\$0	4.00										
242751050		Torus - 4K MLI Modeling and Drafting	03-Sep-13	16-Sep-13	2.00	0.50	\$994	\$0	\$994	\$0	20.20										
242751080		Torus - Vacuum Vessel Instrumentation Drafting	03-Sep-13	30-Sep-13	4.00	0.54	\$1,074	\$0	\$1,074	\$0	8.80										
242751090		Torus - Vacuum Vessel Assembly Parts Procurement	02-Oct-13	29-Apr-14	27.80	0.00	\$0	\$250,000	\$250,000	\$0	8.80										

Primary Baseline  
 Remaining Work  
◆ Baseline Milestone  
 Actual Work  
 Critical Remaining Work  
◆ Milestone

Activity ID	CR 14-001	Activity Name	Start	Finish	Original Duration	Budgeted Labor Units	Budgeted Labor Cost	Budgeted Material Cost	Budgeted Total Cost	Budgeted Nonlabor Cost	Total Float	B	FY2014	FY2015	FY2016	FY2017	FY2018	FY2019	FY2020	Z1
242751110		Torus - Coil Case Shields Procurement Prep FY13	03-Sep-13	30-Sep-13	4.00	0.27	\$789	\$0	\$789	\$0	22.80									
242751110a		Torus - Coil Case Shields Procurement Prep FY14	01-Oct-13	01-Nov-13	4.80	0.33	\$947	\$0	\$947	\$0	22.80									
242751115		Torus - Coil Case Shields Procurement	04-Nov-13	31-Mar-14	19.00	0.00	\$0	\$144,610	\$144,610	\$0	22.80									
242751120		Torus - Coil Case MLI Procurement Prep FY13	17-Sep-13	30-Sep-13	2.00	0.23	\$658	\$0	\$658	\$0	20.20									
242751120a		Torus - Coil Case MLI Procurement Prep FY14	01-Oct-13	15-Nov-13	6.80	0.77	\$2,237	\$0	\$2,237	\$0	20.20									
242751125		Torus - Coil Case MLI Procurement	18-Nov-13	28-Feb-14	12.80	0.00	\$0	\$21,000	\$21,000	\$0	20.20									
242751145		Torus - Out Of Plane Supports - OOPS Procurement	16-Oct-13	28-Feb-14	17.40	0.00	\$0	\$140,000	\$140,000	\$0	23.60									
242751150		Torus - Cold Hub - Magnet construction analysis	15-Oct-13	16-Dec-13	8.60	0.84	\$2,431	\$0	\$2,431	\$0	16.20									
242751155		Torus - Cold Hub - Hub analysis with off design loads	03-Sep-13	16-Sep-13	2.00	1.20	\$3,473	\$0	\$3,473	\$0	11.80									
242751160		Torus - Cold Hub - Hub Shield Modeling FY13	03-Sep-13	30-Sep-13	4.00	0.18	\$514	\$0	\$514	\$0	14.00									
242751160a		Torus - Cold Hub - Hub Shield Modeling FY14	01-Oct-13	15-Nov-13	6.80	0.30	\$875	\$0	\$875	\$0	14.00									
242751165		Torus - Cold Hub - Hub Shield straping for cooling design FY13	03-Sep-13	30-Sep-13	4.00	0.06	\$187	\$0	\$187	\$0	14.00									
242751165a		Torus - Cold Hub - Hub Shield straping for cooling design FY14	01-Oct-13	27-Nov-13	8.40	0.14	\$392	\$0	\$392	\$0	14.00									
242751170		Torus - Cold Hub - Hub shield final drafting	02-Dec-13	10-Jan-14	4.40	1.00	\$2,894	\$0	\$2,894	\$0	14.00									
242751175		Torus - Cold Hub Procurement Prep	13-Jan-14	28-Feb-14	6.80	1.00	\$2,894	\$0	\$2,894	\$0	14.00									
242751180		Torus - Cold Hub Procurement	03-Mar-14	30-May-14	12.80	0.00	\$0	\$19,180	\$19,180	\$0	14.00									
242751185		Torus - Upstream Hex - 4K Beam Stress Analysis	03-Sep-13	13-Sep-13	1.80	1.00	\$2,894	\$0	\$2,894	\$0	18.20									
242751190		Torus - Upstream Hex - Piping mounting design FY13	17-Sep-13	30-Sep-13	2.00	0.40	\$795	\$0	\$795	\$0	11.80									
242751190a		Torus - Upstream Hex - Piping mounting design FY14	01-Oct-13	21-Oct-13	3.00	0.60	\$1,193	\$0	\$1,193	\$0	11.80									
242751195		Torus - Upstream Hex - Coil to Coil lead force analysis and flexibility analysis	03-Sep-13	27-Sep-13	3.80	0.50	\$1,447	\$0	\$1,447	\$0	18.20									
242751200		Torus - Upstream Hex - Recooler final design FY13	03-Sep-13	30-Sep-13	4.00	0.64	\$1,265	\$0	\$1,265	\$0	18.20									
242751200a		Torus - Upstream Hex - Recooler final design FY14	01-Oct-13	01-Nov-13	4.80	0.76	\$1,518	\$0	\$1,518	\$0	18.20									
242751205		Torus - Upstream Hex - Recooler Mounting FY13	03-Sep-13	30-Sep-13	4.00	0.16	\$326	\$0	\$326	\$0	18.20									
242751205a		Torus - Upstream Hex - Recooler Mounting FY14	01-Oct-13	01-Nov-13	4.80	0.20	\$390	\$0	\$390	\$0	18.20									
242751210		Torus - Upstream Hex - Recooler Drafting	04-Nov-13	27-Nov-13	3.60	0.90	\$1,790	\$0	\$1,790	\$0	21.00									
242751215		Torus - Upstream Hex - Splice design and tooling design FY13	03-Sep-13	30-Sep-13	4.00	0.53	\$1,060	\$0	\$1,060	\$0	18.20									
242751215a		Torus - Upstream Hex - Splice design and tooling design FY14	01-Oct-13	15-Nov-13	6.80	0.91	\$1,803	\$0	\$1,803	\$0	18.20									
242751220		Torus - Upstream Hex - Piping flexibility analysis	03-Sep-13	27-Sep-13	3.80	0.70	\$2,026	\$0	\$2,026	\$0	11.80									
242751225		Torus - Upstream Hex - Shield final design and Drafting	04-Nov-13	27-Nov-13	3.60	2.72	\$5,408	\$0	\$5,408	\$0	11.80									
242751230		Torus - Upstream Hex - VJ final design and Drafting	04-Nov-13	15-Jan-14	8.60	2.00	\$4,883	\$0	\$4,883	\$0	11.80									
242751235		Torus - Upstream Hex Assembly Parts Procurement Prep	02-Dec-13	22-Jan-14	5.80	1.00	\$2,894	\$0	\$2,894	\$0	11.80									
242751240		Torus - Upstream Hex Assembly Parts Procurement	23-Jan-14	16-Jun-14	20.40	0.00	\$0	\$98,477	\$98,477	\$0	11.80									
242751245		Torus - Recooler Procurement Prep	02-Dec-13	13-Jan-14	4.60	1.00	\$2,894	\$0	\$2,894	\$0	21.00									
242751250		Torus - Recooler Procurement	14-Jan-14	10-Apr-14	12.40	0.00	\$0	\$64,348	\$64,348	\$0	21.00									
242751255		Torus - Upstream Hex MLI Procurement Prep	10-Feb-14	07-Mar-14	4.00	1.00	\$2,894	\$0	\$2,894	\$0	36.80									
242751260		Torus - Upstream Hex MLI Procurement	10-Mar-14	30-May-14	11.80	0.00	\$0	\$6,000	\$6,000	\$0	36.80									
242751265		Torus - Downstream Hex - 4K beam Stress Analysis	14-Oct-13	25-Oct-13	2.00	2.00	\$5,789	\$0	\$5,789	\$0	18.20									
242751270		Torus - Downstream Hex - 4K piping analysis	11-Nov-13	15-Nov-13	1.00	1.00	\$2,894	\$0	\$2,894	\$0	18.20									
242751275		Torus - Downstream Hex - Shield final design and Drafting	08-Nov-13	16-Dec-13	5.00	3.40	\$6,761	\$0	\$6,761	\$0	18.20									
242751280		Torus - Downstream Hex - VJ final design and Drafting	25-Nov-13	13-Dec-13	2.60	2.00	\$4,883	\$0	\$4,883	\$0	18.20									
242751285		Torus - Downstream Hex Assembly Parts Procurement Prep	16-Dec-13	22-Jan-14	3.80	1.00	\$2,894	\$0	\$2,894	\$0	18.20									
242751290		Torus - Downstream Hex Assembly Parts Procurement	25-Nov-13	30-Apr-14	20.40	0.00	\$0	\$72,129	\$72,129	\$0	18.20									
242751295		Torus - Downstream Hex MLI Procurement Prep	10-Feb-14	07-Mar-14	4.00	1.00	\$2,894	\$0	\$2,894	\$0	36.80									
242751300		Torus - Downstream Hex MLI Procurement	07-Mar-14	30-May-14	12.00	0.00	\$0	\$6,000	\$6,000	\$0	36.80									
242751305		Torus - Misc Hex MLI Procurement Prep	10-Feb-14	07-Mar-14	4.00	1.00	\$2,894	\$0	\$2,894	\$0	36.80									
242751310		Torus - Misc Hex MLI Procurement	10-Mar-14	30-May-14	11.80	0.00	\$0	\$6,000	\$6,000	\$0	36.80									
242751315		Torus - Supply-Return Header to DS ring - Modeling	17-Jan-14	21-Feb-14	5.00	1.00	\$2,894	\$0	\$2,894	\$0	29.00									
242751320		Torus - Supply-Return Header to DS ring - Piping flexibility analysis	17-Jan-14	21-Feb-14	5.00	1.00	\$2,894	\$0	\$2,894	\$0	29.00									
242751325		Torus - Supply-Return Header to DS ring - Modeling/Drafting	24-Feb-14	14-Mar-14	3.00	2.00	\$3,977	\$0	\$3,977	\$0	29.00									
242751330		Torus - Supply-Return Header Procurement Prep	17-Mar-14	02-May-14	7.00	1.00	\$2,894	\$0	\$2,894	\$0	29.00									
242751335		Torus - Supply-Return Header Procurement	05-May-14	30-Jun-14	8.00	0.00	\$0	\$8,000	\$8,000	\$0	29.00									
242751345		Torus - Main Cold mass support system - Supports Analyses	03-Sep-13	30-Sep-13	4.00	0.40	\$1,158	\$0	\$1,158	\$0	5.00									
242751350		Torus - Main Cold mass support system - Supports Modeling FY13	03-Sep-13	30-Sep-13	4.00	0.20	\$398	\$0	\$398	\$0	5.00									
242751350a		Torus - Main Cold mass support system - Supports Modeling FY14	01-Oct-13	28-Oct-13	4.00	0.20	\$398	\$0	\$398	\$0	5.00									
242751355		Torus - Main Cold mass support system - Supports Drafting FY13	03-Sep-13	30-Sep-13	4.00	0.40	\$795	\$0	\$795	\$0	5.00									

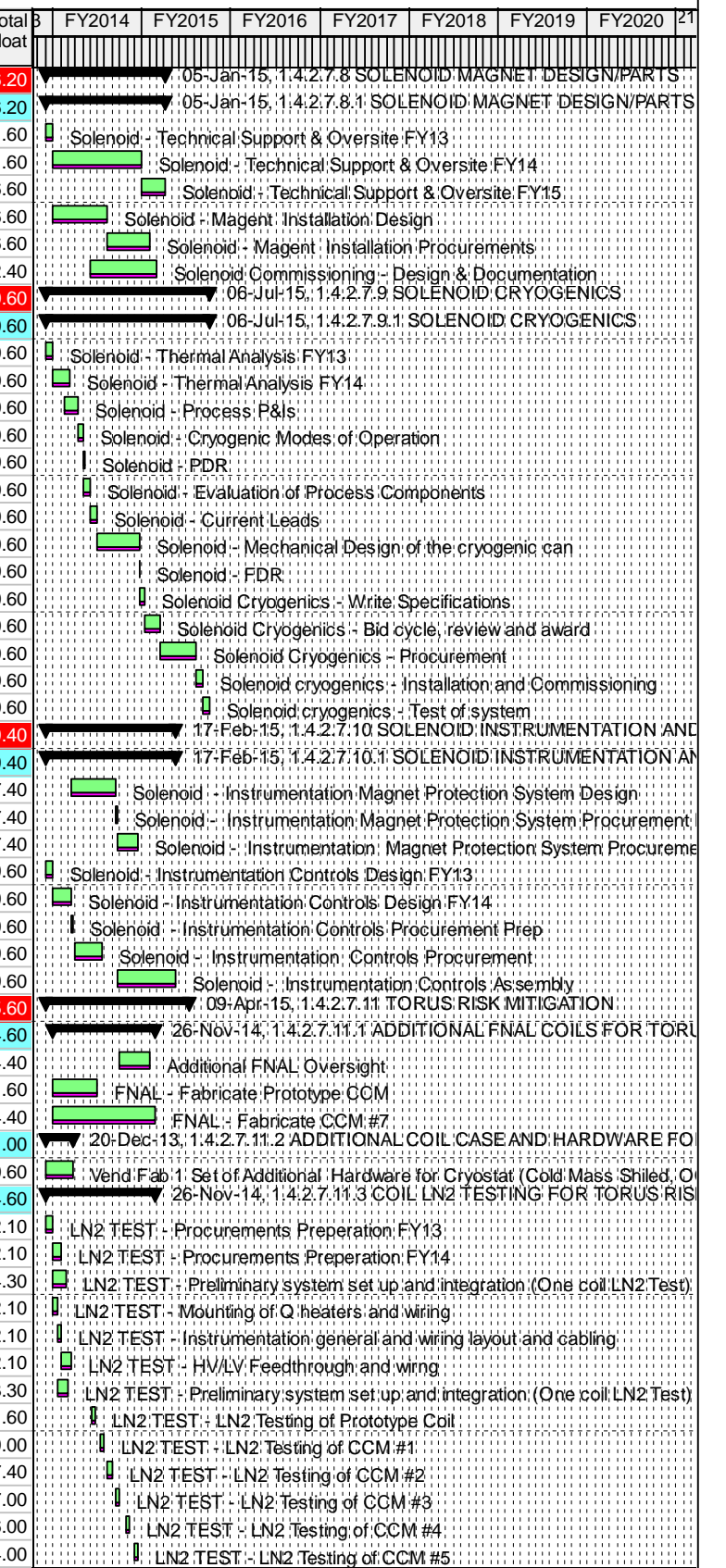
— Primary Baseline   
 — Remaining Work   
 ◆ Baseline Milestone  
— Actual Work   
 — Critical Remaining Work   
 ◆ Milestone



Activity ID	CR 14-001	Activity Name	Start	Finish	Original Duration	Budgeted Labor Units	Budgeted Labor Cost	Budgeted Material Cost	Budgeted Total Cost	Budgeted Nonlabor Cost	Total Float	FY2014	FY2015	FY2016	FY2017	FY2018	FY2019	FY2020	FY2021
242751355a		Torus - Main Cold mass support system - Supports Drafting FY14	01-Oct-13	28-Oct-13	4.00	0.40	\$795	\$0	\$795	\$0	5.00								
242751360		Torus - Main Cold mass support system - Attachment to Floor Engineering	12-Dec-13	13-Jan-14	3.00	3.00	\$8,683	\$0	\$8,683	\$0	5.00								
242751365		Torus - Main Cold mass support system - Attachment to Floor Modeling and Drafting	14-Jan-14	03-Feb-14	2.80	3.00	\$8,683	\$0	\$8,683	\$0	5.00								
242751370		Torus - CM Support Assembly Parts Procurement Prep	04-Feb-14	14-Mar-14	5.80	1.00	\$2,894	\$0	\$2,894	\$0	17.60								
242751375		Torus - CM Support Assembly Parts Procurement	17-Mar-14	30-Jun-14	15.00	0.00	\$0	\$66,000	\$66,000	\$0	17.60								
242751380		Torus - Torus Support to Hall floor Assembly Procurement Prep	06-Feb-14	10-Mar-14	4.60	1.00	\$2,894	\$0	\$2,894	\$0	17.80								
242751385		Torus - Torus Support to Hall floor Assembly Procurement	11-Mar-14	30-May-14	11.60	0.00	\$0	\$75,000	\$75,000	\$0	17.80								
242751390		Torus - Installation Design - Develop Installation Tooling Design	02-Jan-14	28-Feb-14	8.20	4.00	\$11,578	\$0	\$11,578	\$0	5.00								
242751395		Torus - Installation Design - Model Installation Tooling	03-Feb-14	28-Feb-14	4.00	4.00	\$11,578	\$0	\$11,578	\$0	5.00								
242751400		Torus - Installation Design - Analyze Installation Tooling	03-Feb-14	14-Mar-14	6.00	2.00	\$5,789	\$0	\$5,789	\$0	5.00								
242751405		Torus - Installation Design - Installation Tooling Drafting	17-Mar-14	04-Apr-14	3.00	3.00	\$5,965	\$0	\$5,965	\$0	5.00								
242751410		Torus - Installation Design - Develop Scaffolding Design	07-Apr-14	18-Apr-14	2.00	2.00	\$3,977	\$0	\$3,977	\$0	9.00								
242751415		Torus - Installation Design - Develop procedures and safety documentation	03-Mar-14	07-Apr-14	5.20	9.30	\$26,918	\$0	\$26,918	\$0	21.60								
242751420		Torus - Installation Parts Procurement Prep	07-Apr-14	12-May-14	5.20	1.00	\$2,894	\$0	\$2,894	\$0	5.00								
242751425		Torus - LOV analyses - 4K piping analysis FY13	03-Sep-13	30-Sep-13	4.00	0.41	\$1,182	\$0	\$1,182	\$0	104.20								
242751425a		Torus - LOV analyses - 4K piping analysis FY14	01-Oct-13	08-Nov-13	5.80	0.59	\$1,713	\$0	\$1,713	\$0	104.20								
242751430		Torus - LOV analyses - LN2 Piping FY13	10-Sep-13	30-Sep-13	3.00	0.33	\$965	\$0	\$965	\$0	104.20								
242751430a		Torus - LOV analyses - LN2 Piping FY14	01-Oct-13	11-Nov-13	6.00	0.67	\$1,930	\$0	\$1,930	\$0	104.20								
242751435		Torus - LOV analyses - Service module FY13	17-Sep-13	30-Sep-13	2.00	0.25	\$724	\$0	\$724	\$0	104.20								
242751435a		Torus - LOV analyses - Service module FY14	01-Oct-13	11-Nov-13	6.00	0.75	\$2,171	\$0	\$2,171	\$0	104.20								
242751440		Torus - Installation Parts Procurement (90K Accounted for Cryo Jumpers)	13-May-14	29-Aug-14	15.40	0.00	\$0	\$180,000	\$180,000	\$0	5.00								
242751445		Torus - Engineering Procured Labor Phase 1	03-Sep-13	30-Sep-13	4.00	0.00	\$0	\$35,259	\$35,259	\$0	82.00								
242751450		Torus - Engineering Procured Labor Phase 2	01-Oct-13	30-Apr-14	28.20	0.00	\$0	\$0	\$0	\$0	82.00								
<b>1.4.2.7.6 TORUS CRYOGENICS</b>			<b>03-Sep-13</b>	<b>30-Mar-15</b>	<b>77.40</b>	<b>60.90</b>	<b>\$155,630</b>	<b>\$722,892</b>	<b>\$878,522</b>	<b>\$0</b>	<b>7.60</b>								
<b>1.4.2.7.6.1 CRYO DISTRIBUTION CAN</b>			<b>03-Sep-13</b>	<b>29-Aug-14</b>	<b>49.40</b>	<b>13.90</b>	<b>\$36,789</b>	<b>\$361,446</b>	<b>\$398,235</b>	<b>\$0</b>	<b>30.80</b>								
242761000		Torus - Distribution Can - Drafting Mechanical	03-Sep-13	17-Sep-13	2.20	2.20	\$4,374	\$0	\$4,374	\$0	30.60								
242761005		Torus - Distribution Can - Drafting Structural	18-Sep-13	27-Sep-13	1.60	1.60	\$3,181	\$0	\$3,181	\$0	30.60								
242761010		Torus - Distribution Can - ProjectMgt FY13	30-Sep-13	30-Sep-13	0.20	0.19	\$556	\$0	\$556	\$0	30.60								
242761010a		Torus - Distribution Can - ProjectMgt FY14	01-Oct-13	16-Oct-13	2.40	2.31	\$6,680	\$0	\$6,680	\$0	30.60								
242761015		Torus - Distribution Can - QA	17-Oct-13	04-Nov-13	2.60	2.60	\$7,525	\$0	\$7,525	\$0	30.60								
242761020		Torus - Distribution Can - Write Specs	05-Nov-13	25-Nov-13	3.00	3.00	\$8,683	\$0	\$8,683	\$0	30.60								
242761025		Torus - Distribution Can - Bid and select vendor	26-Nov-13	04-Feb-14	8.00	2.00	\$5,789	\$0	\$5,789	\$0	30.60								
242761030		Torus - Cryogenic Distribution Can Procurement	03-Mar-14	29-Aug-14	25.60	0.00	\$0	\$361,446	\$361,446	\$0	30.60								
<b>1.4.2.7.6.2 CRYO CONTROL CAN</b>			<b>03-Sep-13</b>	<b>30-Mar-15</b>	<b>77.40</b>	<b>47.00</b>	<b>\$118,841</b>	<b>\$361,446</b>	<b>\$480,287</b>	<b>\$0</b>	<b>7.60</b>								
242762000		Torus - Cryogenic Tower - Mechanical Engineering FY13	03-Sep-13	30-Sep-13	4.00	4.00	\$11,578	\$0	\$11,578	\$0	7.60								
242762000a		Torus - Cryogenic Tower - Mechanical Engineering FY14	01-Oct-13	18-Dec-13	11.00	11.00	\$31,838	\$0	\$31,838	\$0	7.60								
242762005		Torus - Cryogenic Tower - Structural Engineering	19-Dec-13	13-Jan-14	2.00	2.00	\$5,789	\$0	\$5,789	\$0	7.60								
242762010		Torus - Cryogenic Tower - Electrical/Instrumentation Engineering	14-Jan-14	21-Jan-14	1.00	1.00	\$2,912	\$0	\$2,912	\$0	7.60								
242762015		Torus - Cryogenic Tower - Drafting Mechanical	22-Jan-14	13-May-14	16.00	16.00	\$31,814	\$0	\$31,814	\$0	7.60								
242762020		Torus - Cryogenic Tower - Drafting Structural	14-May-14	04-Jun-14	3.00	3.00	\$5,965	\$0	\$5,965	\$0	7.60								
242762025		Torus - Cryogenic Tower - ProjectMgt	05-Jun-14	18-Jun-14	2.00	2.00	\$5,789	\$0	\$5,789	\$0	7.60								
242762030		Torus - Cryogenic Tower - QA	19-Jun-14	10-Jul-14	3.00	3.00	\$8,683	\$0	\$8,683	\$0	7.60								
242762035		Torus - Cryogenic Tower - Write Specs	11-Jul-14	31-Jul-14	3.00	3.00	\$8,683	\$0	\$8,683	\$0	7.60								
242762040		Torus - Cryogenic Tower - Bid and select vendor	01-Aug-14	26-Sep-14	8.00	2.00	\$5,789	\$0	\$5,789	\$0	7.60								
242762045		Torus - Cryogenic Tower Procurement	29-Sep-14	30-Mar-15	24.00	0.00	\$0	\$361,446	\$361,446	\$0	7.60								
<b>1.4.2.7.7 TORUS INSTRUMENTATION AND CONTROL</b>			<b>03-Sep-13</b>	<b>06-May-15</b>	<b>82.80</b>	<b>120.48</b>	<b>\$247,150</b>	<b>\$450,666</b>	<b>\$697,816</b>	<b>\$0</b>	<b>17.00</b>								
<b>1.4.2.7.7.1 TORUS INSTRUMENTATION AND CONTROL</b>			<b>03-Sep-13</b>	<b>06-May-15</b>	<b>82.80</b>	<b>120.48</b>	<b>\$247,150</b>	<b>\$450,666</b>	<b>\$697,816</b>	<b>\$0</b>	<b>17.00</b>								
242771000		Torus - Instrumentation Controls Design	02-Oct-13	19-Dec-13	11.00	10.08	\$21,780	\$0	\$21,780	\$0	47.20								
242771005		Torus - Instrumentation Magnet Protection System Design	20-Dec-13	19-Jun-14	24.00	41.00	\$90,442	\$0	\$90,442	\$0	47.20								
242771010		Torus - Instrumentation Sensors Procurement	03-Sep-13	25-Nov-13	12.00	0.00	\$0	\$145,500	\$145,500	\$0	28.40								
242771015		Torus - Instrumentation Controls Procurement Prep	01-Oct-14	07-Oct-14	1.00	1.00	\$2,912	\$0	\$2,912	\$0	11.00								
242771020		Torus - Instrumentation Controls Procurement	08-Oct-14	11-Feb-15	16.00	0.00	\$0	\$35,000	\$35,000	\$0	11.00								
242771025		Torus - Instrumentation Magnet Protection System Procurement Prep	01-Oct-14	07-Oct-14	1.00	1.00	\$2,912	\$0	\$2,912	\$0	33.00								
242771030		Torus - Instrumentation Magnet Protection System Procurement	08-Oct-14	13-Jan-15	12.00	0.00	\$0	\$270,166	\$270,166	\$0	33.00								
242771035		Torus - Instrumentation Controls Assembly	05-Nov-14	06-May-15	24.00	67.40	\$129,102	\$0	\$129,102	\$0	11.00								

█ Primary Baseline   
█ Remaining Work   
█ Critical Remaining Work   
◆ Baseline Milestone   
◆ Milestone

Activity ID	CR	Activity Name	Start	Finish	Original Duration	Budgeted Labor Units	Budgeted Labor Cost	Budgeted Material Cost	Budgeted Total Cost	Budgeted Nonlabor Cost	Total Float	FY2014	FY2015	FY2016	FY2017	FY2018	FY2019	FY2020	21
<b>1.4.2.7.8 SOLENOID MAGNET DESIGN/PARTS</b>			<b>03-Sep-13</b>	<b>05-Jan-15</b>	<b>65.80</b>	<b>136.17</b>	<b>\$542,860</b>	<b>\$40,000</b>	<b>\$630,545</b>	<b>\$47,685</b>	<b>136.20</b>								
<b>1.4.2.7.8.1 SOLENOID MAGNET DESIGN/PARTS</b>			<b>03-Sep-13</b>	<b>05-Jan-15</b>	<b>65.80</b>	<b>136.17</b>	<b>\$542,860</b>	<b>\$40,000</b>	<b>\$630,545</b>	<b>\$47,685</b>	<b>136.20</b>								
242781000L		Solenoid - Technical Support & Oversight FY13	03-Sep-13	30-Sep-13	4.00	5.50	\$25,668	\$0	\$28,353	\$2,685	11.60								
242781005L		Solenoid - Technical Support & Oversight FY14	01-Oct-13	30-Sep-14	49.40	67.50	\$314,820	\$0	\$349,820	\$35,000	11.60								
242781010L		Solenoid - Technical Support & Oversight FY15	01-Oct-14	05-Jan-15	11.80	12.17	\$56,761	\$0	\$66,761	\$10,000	136.60								
242781015		Solenoid - Magent Installation Design	01-Oct-13	12-May-14	29.80	45.00	\$121,166	\$0	\$121,166	\$0	26.60								
242781020		Solenoid - Magent Installation Procurements	13-May-14	30-Oct-14	24.00	0.00	\$0	\$40,000	\$40,000	\$0	26.60								
242781025		Solenoid Commissioning - Design & Documentation	05-Mar-14	01-Dec-14	37.80	6.00	\$24,445	\$0	\$24,445	\$0	52.40								
<b>1.4.2.7.9 SOLENOID CRYOGENICS</b>			<b>03-Sep-13</b>	<b>06-Jul-15</b>	<b>90.80</b>	<b>68.40</b>	<b>\$174,271</b>	<b>\$287,000</b>	<b>\$511,271</b>	<b>\$50,000</b>	<b>0.60</b>								
<b>1.4.2.7.9.1 SOLENOID CRYOGENICS</b>			<b>03-Sep-13</b>	<b>06-Jul-15</b>	<b>90.80</b>	<b>68.40</b>	<b>\$174,271</b>	<b>\$287,000</b>	<b>\$511,271</b>	<b>\$50,000</b>	<b>0.60</b>								
242791000		Solenoid - Thermal Analysis FY13	03-Sep-13	30-Sep-13	4.00	4.00	\$11,578	\$0	\$11,578	\$0	0.60								
242791000a		Solenoid - Thermal Analysis FY14	01-Oct-13	11-Dec-13	10.00	10.00	\$28,944	\$0	\$28,944	\$0	0.60								
242791005		Solenoid - Process P&Is	19-Nov-13	13-Jan-14	6.00	6.00	\$14,648	\$0	\$14,648	\$0	0.60								
242791010		Solenoid - Cryogenic Modes of Operation	14-Jan-14	04-Feb-14	3.00	3.00	\$8,683	\$0	\$8,683	\$0	0.60								
242791015		Solenoid - PDR	05-Feb-14	07-Feb-14	0.60	0.60	\$1,737	\$0	\$1,737	\$0	0.60								
242791020		Solenoid - Evaluation of Process Components	03-Feb-14	28-Feb-14	4.00	4.00	\$9,458	\$0	\$9,458	\$0	0.60								
242791025		Solenoid - Current Leads	03-Mar-14	02-Apr-14	4.60	4.60	\$10,876	\$0	\$10,876	\$0	0.60								
242791030		Solenoid - Mechanical Design of the cryogenic can	03-Apr-14	22-Sep-14	24.00	24.00	\$56,746	\$0	\$56,746	\$0	0.60								
242791035		Solenoid - FDR	23-Sep-14	23-Sep-14	0.20	0.20	\$579	\$0	\$579	\$0	0.60								
242791040		Solenoid Cryogenics - Write Specifications	24-Sep-14	14-Oct-14	3.00	3.00	\$8,683	\$0	\$8,683	\$0	0.60								
242791045		Solenoid Cryogenics - Bid cycle, review and award	15-Oct-14	11-Dec-14	8.00	2.00	\$5,789	\$0	\$5,789	\$0	0.60								
242791050		Solenoid Cryogenics - Procurement	12-Dec-14	13-May-15	20.00	0.00	\$0	\$287,000	\$337,000	\$50,000	0.60								
242791055		Solenoid cryogenics - Installation and Commissioning	14-May-15	05-Jun-15	3.00	3.00	\$7,093	\$0	\$7,093	\$0	0.60								
242791060		Solenoid cryogenics - Test of system	08-Jun-15	06-Jul-15	4.00	4.00	\$9,458	\$0	\$9,458	\$0	0.60								
<b>1.4.2.7.10 SOLENOID INSTRUMENTATION AND CONTROLS</b>			<b>03-Sep-13</b>	<b>17-Feb-15</b>	<b>71.80</b>	<b>121.40</b>	<b>\$249,130</b>	<b>\$338,250</b>	<b>\$587,380</b>	<b>\$0</b>	<b>19.40</b>								
<b>1.4.2.7.10.1 SOLENOID INSTRUMENTATION AND CONTROLS</b>			<b>03-Sep-13</b>	<b>17-Feb-15</b>	<b>71.80</b>	<b>121.40</b>	<b>\$249,130</b>	<b>\$338,250</b>	<b>\$587,380</b>	<b>\$0</b>	<b>19.40</b>								
242710.1000		Solenoid - Instrumentation Magnet Protection System Design	16-Dec-13	13-Jun-14	24.00	41.00	\$90,442	\$0	\$90,442	\$0	37.40								
242710.1005		Solenoid - Instrumentation Magnet Protection System Procurement Prep	16-Jun-14	20-Jun-14	1.00	1.00	\$2,912	\$0	\$2,912	\$0	37.40								
242710.1010		Solenoid - Instrumentation Magnet Protection System Procurement	23-Jun-14	16-Sep-14	12.00	0.00	\$0	\$303,250	\$303,250	\$0	37.40								
242710.1015		Solenoid - Instrumentation Controls Design FY13	03-Sep-13	30-Sep-13	4.00	3.06	\$6,600	\$0	\$6,600	\$0	19.60								
242710.1015a		Solenoid - Instrumentation Controls Design FY14	01-Oct-13	13-Dec-13	10.40	7.94	\$17,160	\$0	\$17,160	\$0	19.60								
242710.1020		Solenoid - Instrumentation Controls Procurement Prep	16-Dec-13	20-Dec-13	1.00	1.00	\$2,912	\$0	\$2,912	\$0	19.60								
242710.1025		Solenoid - Instrumentation Controls Procurement	02-Jan-14	23-Apr-14	15.80	0.00	\$0	\$35,000	\$35,000	\$0	19.60								
242710.1030		Solenoid - Instrumentation Controls Assembly	20-Jun-14	17-Feb-15	32.00	67.40	\$129,102	\$0	\$129,102	\$0	19.60								
<b>1.4.2.7.11 TORUS RISK MITIGATION</b>			<b>03-Sep-13</b>	<b>09-Apr-15</b>	<b>79.00</b>	<b>89.00</b>	<b>\$291,136</b>	<b>\$1,122,116</b>	<b>\$1,469,252</b>	<b>\$56,000</b>	<b>35.60</b>								
<b>1.4.2.7.11.1 ADDITIONAL FNAL COILS FOR TORUS RISK MITIGATION</b>			<b>01-Oct-13</b>	<b>26-Nov-14</b>	<b>57.80</b>	<b>12.00</b>	<b>\$55,968</b>	<b>\$256,270</b>	<b>\$312,238</b>	<b>\$0</b>	<b>14.60</b>								
242711.1000		Additional FNAL Oversight	02-Jul-14	31-Oct-14	17.20	12.00	\$55,968	\$0	\$55,968	\$0	14.40								
242711.1005		FNAL - Fabricate Prototype CCM	01-Oct-13	31-Mar-14	23.80	0.00	\$0	\$128,135	\$128,135	\$0	11.60								
242711.1010		FNAL - Fabricate CCM #7	01-Oct-13	26-Nov-14	57.60	0.00	\$0	\$128,135	\$128,135	\$0	14.40								
<b>1.4.2.7.11.2 ADDITIONAL COIL CASE AND HARDWARE FOR TORUS RISK MITIGATION</b>			<b>03-Sep-13</b>	<b>20-Dec-13</b>	<b>15.40</b>	<b>0.00</b>	<b>\$0</b>	<b>\$45,350</b>	<b>\$45,350</b>	<b>\$0</b>	<b>91.00</b>								
242711.2005		Vend Fab 1 Set of Additional Hardware for Cryostat (Cold Mass Shiled, OOPS, Axial Suppr	03-Sep-13	20-Dec-13	15.40	0.00	\$0	\$45,350	\$45,350	\$0	90.60								
<b>1.4.2.7.11.3 COIL LN2 TESTING FOR TORUS RISK MITIGATION</b>			<b>03-Sep-13</b>	<b>26-Nov-14</b>	<b>61.80</b>	<b>61.00</b>	<b>\$170,808</b>	<b>\$29,500</b>	<b>\$216,308</b>	<b>\$16,000</b>	<b>14.60</b>								
242711.3000		LN2 TEST - Procurements Preperation FY13	03-Sep-13	30-Sep-13	4.00	0.93	\$3,017	\$0	\$3,017	\$0	22.10								
242711.3000a		LN2 TEST - Procurements Preperation FY14	01-Oct-13	01-Nov-13	4.70	1.07	\$3,469	\$0	\$3,469	\$0	22.10								
242711.3005		LN2 TEST - Preliminary system set up and integration (One coil LN2 Test) Procurements	01-Oct-13	26-Nov-13	8.00	0.00	\$0	\$29,500	\$29,500	\$0	24.30								
242711.3010		LN2 TEST - Mounting of Q heaters and wiring	01-Oct-13	23-Oct-13	3.20	5.00	\$14,793	\$0	\$14,793	\$0	22.10								
242711.3015		LN2 TEST - Instrumentation general and wiring layout and cabling	23-Oct-13	07-Nov-13	2.20	3.50	\$10,639	\$0	\$10,639	\$0	22.10								
242711.3020		LN2 TEST - HV/LV Feedthrough and wiring	07-Nov-13	13-Dec-13	4.80	7.00	\$18,436	\$0	\$18,436	\$0	22.10								
242711.3025		LN2 TEST - Preliminary system set up and integration (One coil LN2 Test) Labor	23-Oct-13	05-Dec-13	5.80	7.50	\$20,768	\$0	\$20,768	\$0	23.30								
242711.3030		LN2 TEST - LN2 Testing of Prototype Coil	11-Mar-14	24-Mar-14	2.00	4.50	\$12,461	\$0	\$14,461	\$2,000	11.60								
242711.3035		LN2 TEST - LN2 Testing of CCM #1	11-Apr-14	24-Apr-14	2.00	4.50	\$12,461	\$0	\$14,461	\$2,000	9.00								
242711.3040		LN2 TEST - LN2 Testing of CCM #2	15-May-14	29-May-14	2.00	4.50	\$12,461	\$0	\$14,461	\$2,000	7.40								
242711.3045		LN2 TEST - LN2 Testing of CCM #3	19-Jun-14	02-Jul-14	2.00	4.50	\$12,461	\$0	\$14,461	\$2,000	7.00								
242711.3050		LN2 TEST - LN2 Testing of CCM #4	28-Jul-14	08-Aug-14	2.00	4.50	\$12,461	\$0	\$14,461	\$2,000	6.00								
242711.3055		LN2 TEST - LN2 Testing of CCM #5	02-Sep-14	15-Sep-14	2.00	4.50	\$12,461	\$0	\$14,461	\$2,000	4.00								



■ Primary Baseline   
 ■ Remaining Work   
 ◆ Baseline Milestone  
■ Actual Work   
 ■ Critical Remaining Work   
 ◆ Milestone



Activity ID	CR 14-001	Activity Name	Start	Finish	Original Duration	Budgeted Labor Units	Budgeted Labor Cost	Budgeted Material Cost	Budgeted Total Cost	Budgeted Nonlabor Cost	Total Float	FY2014	FY2015	FY2016	FY2017	FY2018	FY2019	FY2020	21
242711.3060		LN2 TEST - LN2 Testing of CCM #6	01-Oct-14	14-Oct-14	2.00	4.50	\$12,461	\$0	\$14,461	\$2,000	3.40								
242711.3065		LN2 TEST - LN2 Testing of CCM #7	13-Nov-14	26-Nov-14	2.00	4.50	\$12,461	\$0	\$14,461	\$2,000	14.40								
<b>1.4.2.7.11.4 ADDITIONAL COPPER SSC AND SOLDERING FOR TORUS RISK MITIGATION</b>			03-Sep-13	06-Feb-14	20.80	4.00	\$8,392	\$102,996	\$111,388	\$0	15.20								
242711.4005		Solder condutor for Prototype Coil - Procurement	03-Sep-13	04-Nov-13	9.00	0.00	\$0	\$51,498	\$51,498	\$0	11.60								
242711.4005a		Solder condutor for Prototype Coil Labor FY13	03-Sep-13	30-Sep-13	4.00	0.89	\$1,625	\$0	\$1,625	\$0	11.60								
242711.4005b		Solder condutor for Prototype Coil Labor FY14	01-Oct-13	04-Nov-13	5.00	1.11	\$2,031	\$0	\$2,031	\$0	11.60								
242711.4010		Solder condutor for Coil #7	05-Nov-13	06-Feb-14	11.40	2.00	\$4,736	\$51,498	\$56,234	\$0	15.40								
<b>1.4.2.7.11.5 SECLAY COIL COLD TESTING FOR TORUS RISK MITIGATION</b>			03-Sep-13	09-Apr-15	79.00	12.00	\$55,968	\$688,000	\$783,968	\$40,000	35.60								
242711.5000		Saclay Cold Tests - Contract Preperation	03-Sep-13	13-Sep-13	1.80	2.00	\$9,328	\$0	\$9,328	\$0	45.80								
242711.5005		Saclay Cold Tests - Kickoff Meeting	01-Nov-13	27-Nov-13	3.80	2.00	\$9,328	\$0	\$19,328	\$10,000	69.20								
242711.5010		Saclay Cold Tests - Oversight Expenses and Labor FY13	03-Sep-13	30-Sep-13	4.00	0.47	\$2,182	\$0	\$3,936	\$1,754	45.80								
242711.5010a		Saclay Cold Tests - Oversight Expenses and Labor FY14	01-Oct-13	30-Sep-14	49.40	5.78	\$26,947	\$0	\$48,614	\$21,667	45.80								
242711.5010b		Saclay Cold Tests - Oversight Expenses and Labor FY15	01-Oct-14	28-Jan-15	15.00	1.75	\$8,183	\$0	\$14,762	\$6,579	45.80								
242711.5015		Saclay Cold Tests - Facility Set-up Phase #1	01-Nov-13	30-Apr-14	23.60	0.00	\$0	\$100,000	\$100,000	\$0	69.20								
242711.5020		Saclay Cold Tests - Facility Set-up Phase #2	01-Nov-13	30-Apr-14	23.60	0.00	\$0	\$328,000	\$328,000	\$0	69.20								
242711.5025		Saclay Cold Tests - Cryogenic Tests of Prototype Coil	02-Apr-14	31-Jul-14	17.00	0.00	\$0	\$130,000	\$130,000	\$0	69.20								
242711.5030		Saclay Cold Tests - Cryogenic Tests of Coil #7	01-Dec-14	09-Apr-15	17.00	0.00	\$0	\$130,000	\$130,000	\$0	14.40								
<b>1.4.3 CONSTRUCTION HALL C</b>			03-Sep-13	03-Feb-16	119.00	1310.29	\$2,885,460	\$8,809,456	\$12,291,426	\$596,510	83.00								
<b>1.4.3.1 MAGNET</b>			03-Sep-13	03-Feb-16	119.00	258.98	\$681,717	\$6,451,198	\$7,325,510	\$192,594	83.00								
<b>1.4.3.1.1 HB MAGNET</b>			03-Sep-13	05-Jan-15	65.80	26.97	\$64,195	\$518,091	\$600,393	\$18,107	136.20								
24311071		HB Drawing Validation	01-Aug-14	23-Dec-14	20.00	12.00	\$23,861	\$0	\$23,861	\$0	49.20								
24311072		HB Site Inspections FY13	03-Sep-13	30-Sep-13	4.00	0.00	\$0	\$0	\$1,186	\$1,186	73.60								
24311072a		HB Site Inspections FY14	01-Oct-13	30-Jun-14	36.60	0.00	\$0	\$0	\$2,382	\$2,382	73.60								
24311077		Finducialize Magnet CL of SHMS HB Magnet	01-Oct-14	01-Oct-14	0.20	1.00	\$1,865	\$0	\$1,865	\$0	64.60								
24311110		Vend Fab HB Magnet Peg Point #10 Weld back He Vessel Plate; Shield Preassembly; Fab	03-Sep-13	31-Oct-13	8.60	0.00	\$0	\$73,821	\$73,821	\$0	9.80								
24311115		Vend Fab HB Magnet Peg Point #11 Close He Vessel; Preassemble Cryostat Vac Wall	03-Sep-13	27-Nov-13	12.40	0.00	\$0	\$37,168	\$37,168	\$0	9.80								
24311120		Vend Fab HB Magnet Peg Point #12 NDT & Warm Testing; Assemble Shield to He Vessel	03-Sep-13	20-Dec-13	15.40	0.00	\$0	\$83,471	\$83,471	\$0	9.80								
24311125		Vend Fab HB Magnet Peg Point #13 Shield Support Assy, Instrumentation & Insulation	03-Sep-13	20-Dec-13	15.40	0.00	\$0	\$19,769	\$19,769	\$0	9.80								
24311130		Vend Fab HB Magnet Peg Point #14 Suspend He Vessel/Shield; Complete Vac. Walls 2,3	03-Sep-13	31-Jan-14	19.60	0.00	\$0	\$25,966	\$25,966	\$0	9.80								
24311135		Vend Fab HB Magnet Peg Point #15 Finish Vac Wall & Support Links	03-Sep-13	28-Feb-14	23.60	0.00	\$0	\$22,977	\$22,977	\$0	9.80								
24311140		Vend Fab HB Magnet Peg Point #16 Finish & Leak Check Cryo Header	03-Sep-13	31-Mar-14	27.80	0.00	\$0	\$15,692	\$15,692	\$0	9.80								
24311145		Vend Fab HB Magnet Peg Point #17 Assemble CCR to Magnet	03-Sep-13	30-Apr-14	32.20	0.00	\$0	\$26,315	\$26,315	\$0	9.80								
24311150		Vend Fab HB Magnet Peg Point #18 Connect Leads, Instr. He Vessel, Leak Check Cryo, F	01-Nov-13	30-May-14	27.80	0.00	\$0	\$50,515	\$50,515	\$0	9.80								
24311155		Vend Fab HB Magnet Peg Point #19 Finish Insul & Vac; Leak Check; Fab shipping structur	01-Nov-13	30-Jun-14	32.00	0.00	\$0	\$33,594	\$33,594	\$0	9.80								
24311160		Vend Fab HB Magnet Peg Point #20 Crate & Deliver HB Magnet to JLab	01-Nov-13	31-Jul-14	36.40	0.00	\$0	\$13,458	\$13,458	\$0	9.80								
24311165		Vend Fab HB Magnet Peg Point #21 Acceptance, Setup, Testing, and Mapping at JLab	01-Nov-13	30-Sep-14	44.80	0.00	\$0	\$35,345	\$35,345	\$0	60.80								
24311168		Vend Fab HB Magnet Contract Closeout	01-Apr-14	30-Sep-14	25.60	0.00	\$0	\$80,000	\$80,000	\$0	60.80								
24311170		HB- Factory Mag Test of HB Mag	02-May-14	30-Jun-14	8.20	2.00	\$4,883	\$0	\$7,297	\$2,415	73.60								
243118P4LOE		HB Contract Mngmnt for HB Mag	03-Sep-13	30-Sep-13	4.00	0.97	\$2,654	\$0	\$3,278	\$624	136.60								
243118P5LOE		HB Contract Mngmnt for HB Mag	01-Oct-13	30-Sep-14	49.40	8.00	\$22,249	\$0	\$31,249	\$9,000	136.60								
243118P6LOE		HB Contract Mngmnt for HB Mag	01-Oct-14	05-Jan-15	11.80	3.00	\$8,683	\$0	\$11,183	\$2,500	136.60								
<b>1.4.3.1.2 Q-1 QUADRUPOLE</b>			03-Sep-13	22-Dec-15	114.40	75.41	\$208,226	\$491,354	\$721,276	\$21,696	87.60								
24312040d		Vend Fab Q1 Completion of Cold Mass Testing	03-Sep-13	31-Jan-14	19.60	0.00	\$0	\$54,294	\$54,294	\$0	94.40								
24312041a		Vend Fab Q1 Warm Testing Complete	03-Sep-13	31-Jan-14	19.60	0.00	\$0	\$54,294	\$54,294	\$0	94.40								
24312046		Vend Fab Q1 Completion of Cryostat Assembly	03-Sep-13	30-Apr-14	32.20	0.00	\$0	\$54,294	\$54,294	\$0	17.40								
24312047		Vend Fab Q1 Completion of Magnet Assembly	03-Sep-13	30-May-14	36.40	0.00	\$0	\$54,294	\$54,294	\$0	17.40								
24312048		Vend Fab Q1 Completion of Factory Tests by Vendor	03-Sep-13	30-Jun-14	40.60	0.00	\$0	\$54,294	\$54,294	\$0	17.40								
24312050		Vend Fab Q1 Magnet System Delivery	03-Sep-13	30-Jun-14	40.60	0.00	\$0	\$54,294	\$54,294	\$0	17.40								
24312050c		Vend Fab Q1 Magnet Acceptance	03-Sep-13	29-Aug-14	49.20	0.00	\$0	\$108,588	\$108,588	\$0	54.20								
24312050d		Q1 Drawing Validation	01-Jul-14	19-Nov-14	20.00	12.00	\$23,861	\$0	\$23,861	\$0	53.60								
24312051M		Q1 Acceptance Test Complete		25-Aug-14	0.00	0.00	\$0	\$0	\$0	\$0	58.80								
24312052M		Factory Low Current Mag Test of Q1 Complete		30-Jun-14	0.00	0.00	\$0	\$0	\$0	\$0	73.40								
24312053M		Q1 Delivered to JLab		30-Jun-14	0.00	0.00	\$0	\$0	\$0	\$0	17.40								
24312055		Pay Profit on Q1	26-Aug-14	26-Aug-14	0.20	0.00	\$0	\$0	\$0	\$0	65.60								
24312060		Q1 Schedule Acceleration Incentives	03-Sep-13	30-Jun-14	40.60	0.00	\$0	\$45,000	\$45,000	\$0	73.40								


— Primary Baseline   
 — Remaining Work   
 — Critical Remaining Work   
 ◆ Baseline Milestone   
 ◆ Milestone

Activity ID	CR 14-001	Activity Name	Start	Finish	Original Duration	Budgeted Labor Units	Budgeted Labor Cost	Budgeted Material Cost	Budgeted Total Cost	Budgeted Nonlabor Cost	Total Float	FY2014	FY2015	FY2016	FY2017	FY2018	FY2019	FY2020	21
243128P5LOE		Q1- P-5 Contract Mngmnt for Q1	03-Sep-13	30-Sep-13	4.00	0.89	\$2,421	\$0	\$3,419	\$998	49.80								
243128P5TLC		Q1- P-5 Extra Travel for Q1 Contract Mgmt	03-Sep-13	30-Sep-13	4.00	0.00	\$0	\$0	\$698	\$698	49.80								
243128P6LOE		Q1- P-6 Contract Mngmnt for Q1	01-Oct-13	30-Sep-14	49.40	11.00	\$31,838	\$0	\$51,838	\$20,000	49.80								
243128P6LOI		Q1- P-7 Contract Mngmnt for Q1	01-Oct-14	18-Dec-14	11.00	2.75	\$7,960	\$0	\$7,960	\$0	49.80								
243128PC13L		Q1- Contract Oversight Consultant	03-Sep-13	31-Jan-14	19.60	0.00	\$0	\$4,000	\$4,000	\$0	156.80								
243128PC13I		Q1- Contract Oversight Consultant	03-Feb-14	31-Jul-14	25.40	0.00	\$0	\$8,000	\$8,000	\$0	156.80								
24312913LOE		Q1- FY13 Proj Mngmnt H-C upgrade	03-Sep-13	30-Sep-13	4.00	1.77	\$5,169	\$0	\$5,169	\$0	87.80								
24312914LOE		Q1- FY14 Proj Mngmnt H-C upgrade	01-Oct-13	30-Sep-14	49.40	22.00	\$64,117	\$0	\$64,117	\$0	87.80								
24312915LOE		Q1- FY15 Proj Mngmnt H-C upgrade	01-Oct-14	30-Sep-15	49.20	22.00	\$64,117	\$0	\$64,117	\$0	87.80								
24312915LOI		Q1- FY16 Proj Mngmnt H-C upgrade	01-Oct-15	22-Dec-15	11.40	3.00	\$8,743	\$0	\$8,743	\$0	87.80								
<b>1.4.3.1.3 Q2-3 QUADRUPOLE</b>			<b>03-Sep-13</b>	<b>03-Feb-16</b>	<b>119.00</b>	<b>41.30</b>	<b>\$108,062</b>	<b>\$2,921,300</b>	<b>\$3,080,250</b>	<b>\$50,888</b>	<b>83.00</b>								
24313015		Vend Fab Q2&3 Peg Point #2 Final Design Review	03-Sep-13	31-Oct-13	8.60	0.00	\$0	\$489,700	\$489,700	\$0	0.20								
24313017		Vend Fab Q2&3 Peg Point #3 Cryostat Component Complete	03-Sep-13	30-Apr-15	81.60	0.00	\$0	\$432,250	\$432,250	\$0	0.20								
24313019		Vend Fab Q2&3 Peg Point #4 Cold Mass Fiducialization	03-Sep-13	30-Jun-15	89.80	0.00	\$0	\$432,250	\$432,250	\$0	1.20								
24313019a		Vend Fab Q2&3 Peg Point #5 Shipment	03-Sep-13	30-Sep-15	102.60	0.00	\$0	\$1,321,000	\$1,321,000	\$0	1.20								
24313019b		Vend Fab Q2&3 Peg Point #6 Final Acceptance	03-Sep-13	23-Dec-15	114.20	0.00	\$0	\$146,100	\$146,100	\$0	12.80								
24313030		FDR Site Inspection FY13	06-Sep-13	30-Sep-13	3.40	0.85	\$2,460	\$0	\$10,416	\$7,956	32.80								
24313030a		FDR Site Inspection FY14	01-Oct-13	03-Oct-13	0.60	0.15	\$434	\$0	\$1,838	\$1,404	32.80								
24313220		Q2 and Q3 Coil Inspection	27-Oct-14	15-Jan-15	9.80	1.00	\$2,894	\$0	\$7,574	\$4,680	57.40								
24313230		Q2 and Q3- Insp Cold Mass	22-Dec-14	08-Jan-15	1.20	1.00	\$2,894	\$0	\$7,724	\$4,829	58.40								
24313235		Q2 and Q3 witness Pressure Tests	08-May-15	30-Jun-15	7.20	0.00	\$0	\$0	\$4,829	\$4,829	58.80								
24313270M		Q2 and Q3 Contract complete		03-Feb-16	0.00	0.00	\$0	\$0	\$0	\$0	5.60								
24313275		Q2&Q3 Drawing Validation	02-Sep-15	03-Feb-16	20.00	12.00	\$23,861	\$0	\$23,861	\$0	5.60								
24313280		Planning Package SigmaPhi Quads (second winding station)	03-Sep-13	30-Apr-14	32.20	0.00	\$0	\$100,000	\$100,000	\$0	92.00								
24313P4LOE		Q2&3- P-4 Contract Mngmnt for Q2-3	03-Sep-13	30-Sep-13	4.00	1.05	\$2,887	\$0	\$3,886	\$998	70.80								
24313P5LOE		Q2&3- P-5 Contract Mngmnt for Q2-3	01-Oct-13	30-Sep-14	49.40	11.50	\$32,833	\$0	\$39,024	\$6,191	70.80								
24313P6LOE		Q2&3- P-6 Contract Mngmnt for Q2-3	01-Oct-14	01-Oct-15	49.40	11.00	\$31,838	\$0	\$51,838	\$20,000	87.80								
24313P6LOE5		Q2&3- P-7 Contract Mngmnt for Q2-3	02-Oct-15	22-Dec-15	11.20	2.75	\$7,960	\$0	\$7,960	\$0	87.80								
<b>1.4.3.1.4 DIPOLE</b>			<b>03-Sep-13</b>	<b>01-Oct-15</b>	<b>103.20</b>	<b>34.81</b>	<b>\$88,665</b>	<b>\$1,979,515</b>	<b>\$2,145,083</b>	<b>\$76,903</b>	<b>98.80</b>								
24314012		Vend Fab Dipole Final Design Review Peg Point #3	03-Sep-13	31-Oct-13	8.60	0.00	\$0	\$97,500	\$97,500	\$0	0.00								
24314020		Vend Fab Dipole Second Coil Wind Peg Point #4	03-Sep-13	31-Mar-14	27.80	0.00	\$0	\$391,930	\$391,930	\$0	0.00								
24314027		Vend Fab Dipole Outer Vessel Completed Peg Point #5 (F-12)	03-Sep-13	30-Sep-14	53.40	0.00	\$0	\$436,875	\$436,875	\$0	0.00								
24314028		Vend Fab Dipole 4K Testing Peg Point #5a	03-Sep-13	20-Dec-13	15.40	0.00	\$0	\$26,000	\$26,000	\$0	0.00								
24314030		Vend Fab Dipole Factory Test Completed Peg Point #6	03-Sep-13	31-Mar-15	77.20	0.00	\$0	\$333,300	\$333,300	\$0	0.00								
24314030a		Dipole Magnet Shipping	04-Mar-15	18-May-15	10.80	0.00	\$0	\$0	\$0	\$0	0.00								
24314035		Vend Fab Dipole Magnet Accepted Peg Point #7	03-Sep-13	31-Aug-15	98.40	0.00	\$0	\$159,910	\$159,910	\$0	0.20								
24314035a		Dipole HC Test	26-Aug-15	01-Sep-15	1.00	3.00	\$7,623	\$0	\$7,623	\$0	0.00								
24314040		Dipole Drawing Validation	19-May-15	24-Sep-15	17.80	12.00	\$23,861	\$0	\$23,861	\$0	12.40								
24314047		Dipole Inspect Coil	04-Mar-14	31-Mar-14	4.00	1.00	\$2,894	\$0	\$7,574	\$4,680	21.20								
24314048		Dipole Inspect Cold Mass	17-Sep-14	14-Oct-14	4.00	1.00	\$2,894	\$0	\$7,724	\$4,829	41.00								
24314049		Dipole Witness Final Factory Tests	04-Feb-15	31-Mar-15	8.00	1.00	\$2,894	\$0	\$7,724	\$4,829	37.00								
24314050M		Dipole Ready for Installation	19-May-15		0.00	0.00	\$0	\$0	\$0	\$0	0.00								
24314051M		Dipole Contract Complete	25-Sep-15		0.00	0.00	\$0	\$0	\$0	\$0	12.40								
24314110		Planning Package SigmaPhi Phase 2 ( Coil Development, VPI )	01-Oct-13	11-Apr-14	25.60	0.00	\$0	\$534,000	\$534,000	\$0	172.20								
24314P4LOE		Dipole- P-4 Contract Mngmnt for Dipole	03-Sep-13	30-Sep-13	4.00	0.81	\$2,188	\$0	\$3,186	\$998	99.00								
24314P4TLOE		Dipole- P-4 Contract Extra Travel	03-Sep-13	30-Sep-13	4.00	0.00	\$0	\$0	\$1,566	\$1,566	99.00								
24314P5LOE		Dipole- P-5 Contract Mngmnt for Dipole	01-Oct-13	30-Sep-14	49.40	8.00	\$23,155	\$0	\$53,155	\$30,000	99.00								
24314P6LOE		Dipole- P-6 Contract Mngmnt for Dipole	01-Oct-14	01-Oct-15	49.40	8.00	\$23,155	\$0	\$53,155	\$30,000	99.00								
<b>1.4.3.1.5 MAGNET COMPONENTS PROCURED BY JLAB</b>			<b>03-Sep-13</b>	<b>25-Aug-14</b>	<b>48.60</b>	<b>56.70</b>	<b>\$143,682</b>	<b>\$70,938</b>	<b>\$214,620</b>	<b>\$0</b>	<b>153.40</b>								
24315007		Test & Integrate DC Pwr Sys for all magnets	02-Jun-14	25-Aug-14	12.00	17.00	\$40,239	\$0	\$40,239	\$0	66.20								
24315015Ba		Obtain Short-Sample SC Measurements	03-Sep-13	31-Jan-14	19.60	0.00	\$0	\$15,278	\$15,278	\$0	94.60								
24315015Bb		Obtain RRR Measurement of Copper Part B FY13	03-Sep-13	30-Sep-13	4.00	0.91	\$1,656	\$0	\$1,656	\$0	105.40								
24315015Bba		Obtain RRR Measurement of Copper Part B FY14	01-Oct-13	01-Nov-13	4.80	1.09	\$1,987	\$0	\$1,987	\$0	105.40								
24315036a5		Proc Instruments & Controls for Q2/3 and Dipole magnets Part B	03-Sep-13	31-Jan-14	19.60	0.00	\$0	\$15,000	\$15,000	\$0	57.40								
24315037b		Assemble & Test Instruments & Controls Phase 3 FY13	03-Sep-13	30-Sep-13	4.00	5.80	\$15,361	\$0	\$15,361	\$0	49.00								

— Primary Baseline   
 ■ Remaining Work   
 ◆ Baseline Milestone  
■ Actual Work   
 ■ Critical Remaining Work   
 ◆ Milestone

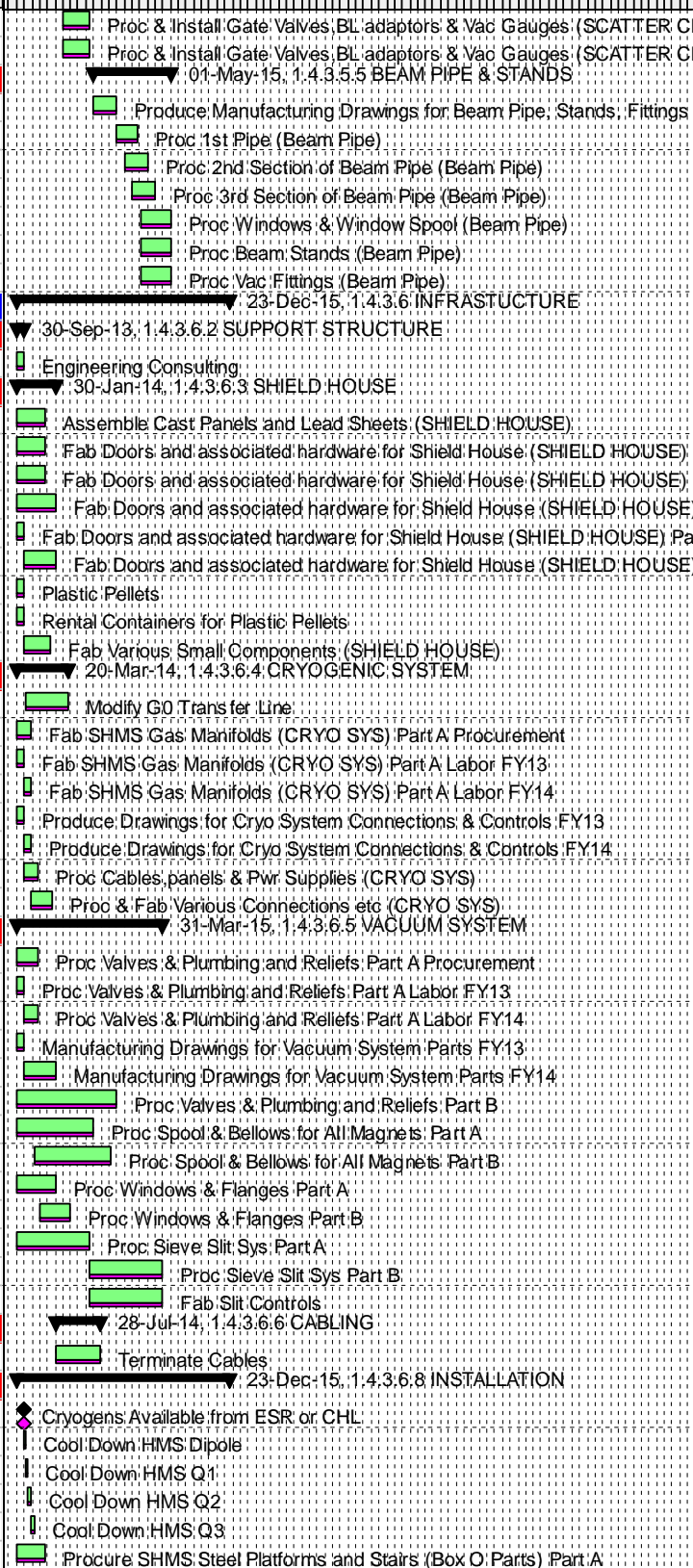


Activity ID	CR 14-001	Activity Name	Start	Finish	Original Duration	Budgeted Labor Units	Budgeted Labor Cost	Budgeted Material Cost	Budgeted Total Cost	Budgeted Nonlabor Cost	Total Float	FY2014	FY2015	FY2016	FY2017	FY2018	FY2019	FY2020	21
24315037ba		Assemble & Test Instruments & Controls Phase 3 FY14	01-Oct-13	13-Mar-14	21.40	31.05	\$82,180	\$0	\$82,180	\$0	49.00								
24315050LOI		Procurement Oversight FY13	03-Sep-13	30-Sep-13	4.00	0.85	\$2,258	\$0	\$2,258	\$0	197.80								
24315080		Vend Fab DCPS - Arrival Test of Items 1&2	03-Sep-13	27-Nov-13	12.40	0.00	\$0	\$14,000	\$14,000	\$0	101.80								
24315090		Vend Fab DCPS - Arrival Test of Items 3,4,&5	03-Sep-13	27-Nov-13	12.40	0.00	\$0	\$26,660	\$26,660	\$0	101.80								
<b>1.4.3.1.6 HALL C SPARE COILS</b>			01-Oct-14	01-Dec-15	57.80	23.80	\$68,887	\$470,000	\$563,887	\$25,000	16.60								
<b>1.4.3.1.6.1 CONSTRUCTION HALL C SPARE COILS</b>			01-Oct-14	01-Dec-15	57.80	23.80	\$68,887	\$470,000	\$563,887	\$25,000	16.60								
243161000		Vendor wind Spare Q2/Q3 Coil	01-Oct-14	27-Feb-15	19.40	0.00	\$0	\$200,000	\$200,000	\$0	4.60								
243161005		Vendor Prepare Tooling to wind Spare Dipole Coil	01-Oct-14	21-Oct-14	3.00	0.00	\$0	\$25,000	\$25,000	\$0	0.20								
243161010		Vendor wind Spare Dipole Coil	22-Oct-14	31-Mar-15	20.80	0.00	\$0	\$200,000	\$200,000	\$0	0.20								
243161015		Vendor storage of Spare Coils	01-Apr-15	30-Oct-15	29.80	0.00	\$0	\$20,000	\$20,000	\$0	0.20								
243161020		Vendor ship spare coils to JLab	02-Nov-15	01-Dec-15	4.00	0.00	\$0	\$25,000	\$25,000	\$0	16.80								
243161030LI		Oversight of Spare Coil Winding	01-Oct-14	31-Mar-15	23.80	23.80	\$68,887	\$0	\$93,887	\$25,000	46.60								
<b>1.4.3.2 DETECTOR</b>			03-Sep-13	03-Sep-14	49.80	10.73	\$20,049	\$174,821	\$194,870	\$0	64.80								
<b>1.4.3.2.1 WIRE CHAMBERS</b>			03-Sep-13	03-Sep-14	49.80	0.00	\$0	\$0	\$0	\$0	55.40								
24321007		Procure Connectors and Components	03-Sep-13	30-Sep-13	4.00	0.00	\$0	\$0	\$0	\$0	100.80								
24321015M		Test Wire Chambers at University	03-Sep-13	03-Sep-14	0.00	0.00	\$0	\$0	\$0	\$0	55.20								
<b>1.4.3.2.3 NOBLE GAS CERENKOV</b>			03-Sep-13	31-Jul-14	45.20	2.33	\$4,640	\$124,990	\$129,630	\$0	69.40								
24323005b		Fab Noble Gas Cerenkov Procurement	03-Sep-13	31-Jul-14	45.00	0.00	\$0	\$111,881	\$111,881	\$0	52.80								
24323012		Build Vacuum Box	03-Sep-13	27-Nov-13	12.40	0.00	\$0	\$13,109	\$13,109	\$0	92.40								
24323025		Install NGC Gas Mixer in Gas Shed	01-Nov-13	02-Dec-13	4.00	2.00	\$3,669	\$0	\$3,669	\$0	92.20								
243238P1LOI		P-2 Supervise Constrctn of Noble Gas Cerenkov	03-Sep-13	30-Sep-13	4.00	0.33	\$971	\$0	\$971	\$0	110.20								
<b>1.4.3.2.4 HEAVY GAS CERENKOV</b>			03-Jul-14	31-Jul-14	4.00	8.00	\$14,675	\$0	\$14,675	\$0	56.40								
24324005		Assemble HGC Gas System & Leak-check tank	03-Jul-14	31-Jul-14	4.00	8.00	\$14,675	\$0	\$14,675	\$0	56.20								
<b>1.4.3.2.5 SHOWER COUNTER</b>			03-Sep-13	20-Dec-13	15.40	0.40	\$734	\$4,502	\$5,236	\$0	69.20								
24325027a		Procure CTP for Calorimeter Ref. Hall D 1543025	03-Sep-13	30-Sep-13	4.00	0.00	\$0	\$4,502	\$4,502	\$0	80.20								
24325030		Fiducialize SHMS Shower Counter (Frame)	01-Oct-13	20-Dec-13	11.40	0.40	\$734	\$0	\$734	\$0	68.40								
<b>1.4.3.2.8 DETECTOR FRAME</b>			03-Sep-13	31-Mar-14	28.00	0.00	\$0	\$45,328	\$45,328	\$0	70.20								
24328005		Calorimeter Support Frame TBP	03-Sep-13	31-Oct-13	8.60	0.00	\$0	\$15,150	\$15,150	\$0	74.00								
24328010ba		Fab Supprt for individual Detctr's Procurement Part B	01-Oct-13	31-Mar-14	23.80	0.00	\$0	\$30,178	\$30,178	\$0	70.00								
<b>1.4.3.3 COMPUTING</b>			06-Oct-14	02-Dec-14	8.00	0.00	\$0	\$42,781	\$42,781	\$0	37.40								
<b>1.4.3.3.1 DAQ</b>			06-Oct-14	02-Dec-14	8.00	0.00	\$0	\$42,781	\$42,781	\$0	37.40								
2433000		Buy 5 Fast PC's for Data Acq & Processing (COMP)	06-Oct-14	02-Dec-14	8.00	0.00	\$0	\$18,634	\$18,634	\$0	37.20								
2433005		Buy File Servers for Data Acq System (COMP)	06-Oct-14	02-Dec-14	8.00	0.00	\$0	\$12,073	\$12,073	\$0	37.20								
2433010		Buy 8 Workstations/Monitors (COMP)	06-Oct-14	02-Dec-14	8.00	0.00	\$0	\$12,073	\$12,073	\$0	37.20								
<b>1.4.3.4 ELECTRONICS</b>			03-Sep-13	10-Feb-14	21.20	6.00	\$17,486	\$30,978	\$48,465	\$0	63.40								
<b>1.4.3.4.1 FAST ELECTRONICS</b>			03-Sep-13	10-Feb-14	21.20	6.00	\$17,486	\$5,181	\$22,667	\$0	63.40								
24341000		DAQ Trigger Development FY13	03-Sep-13	30-Sep-13	4.00	1.15	\$3,362	\$0	\$3,362	\$0	63.40								
24341000a		DAQ Trigger Development FY14	01-Oct-13	10-Feb-14	16.80	4.85	\$14,124	\$0	\$14,124	\$0	63.40								
24341085		Proc CTP Module for DF2	03-Sep-13	31-Oct-13	8.60	0.00	\$0	\$5,181	\$5,181	\$0	75.60								
<b>1.4.3.4.2 POWER SUPPLIES &amp; PROBES (Power Supply Infrastructure)</b>			01-Oct-13	02-Jan-14	12.00	0.00	\$0	\$25,798	\$25,798	\$0	58.80								
24342055		Fab Cable Tray & Bus Support	01-Oct-13	02-Jan-14	11.60	0.00	\$0	\$25,798	\$25,798	\$0	58.80								
<b>1.4.3.5 BEAMLINER</b>			03-Sep-13	01-May-15	82.20	160.80	\$359,120	\$242,200	\$674,162	\$72,843	119.80								
<b>1.4.3.5.1 MOELLER POLARIMETER</b>			18-Oct-13	31-Mar-14	21.40	7.40	\$14,499	\$23,296	\$47,795	\$10,000	105.20								
24351020		Modify Moeller Collimator- Manufacturing Drawings	18-Oct-13	31-Jan-14	13.00	4.00	\$7,954	\$0	\$7,954	\$0	93.60								
24351030		Modify Moeller Collimator - FAB/PROCURE	03-Feb-14	31-Mar-14	8.20	3.40	\$6,545	\$23,296	\$39,841	\$10,000	105.20								
<b>1.4.3.5.3 MAPPING</b>			03-Sep-13	30-Apr-14	32.40	38.40	\$90,487	\$44,732	\$167,237	\$32,018	82.20								
24353010		Fabricate and Use New ARC Mapper FY13	03-Sep-13	30-Sep-13	4.00	4.94	\$11,577	\$0	\$11,577	\$0	98.80								
24353010a		Fabricate and Use New ARC Mapper FY14	01-Oct-13	20-Dec-13	11.40	14.07	\$32,996	\$0	\$32,996	\$0	98.80								
24353015		Refurb Existing Harmonic Coil for SHMS Mags	15-Jan-14	30-Apr-14	15.00	19.40	\$45,913	\$44,732	\$122,663	\$32,018	74.00								
<b>1.4.3.5.4 SCATTERING CHAMBER</b>			05-Mar-14	05-Sep-14	26.00	46.00	\$102,918	\$46,220	\$177,475	\$28,337	151.80								
24354008		Proc & Fab Chamb Flanges (SCATTER CHAMB)	05-Mar-14	25-Jun-14	16.00	0.00	\$0	\$0	\$10,000	\$10,000	161.80								
24354010		Procure and Install Chamb Flanges (SCATTER CHAMB)	05-Mar-14	05-Sep-14	26.00	2.00	\$4,729	\$0	\$4,729	\$0	68.20								
24354015a		Proc & Install HMS & SHMS Window Frames (SCATTER CHAMB)	05-Mar-14	05-Sep-14	26.00	7.00	\$14,209	\$0	\$14,209	\$0	68.20								
24354020		Proc & Install HMS & SHMS Blank Covers (SCATTER CHAMB)	05-Mar-14	05-Sep-14	26.00	4.00	\$7,954	\$0	\$7,954	\$0	68.20								
24354022		Modify Seal on Scattering Chamber	05-Mar-14	21-Aug-14	24.00	20.00	\$48,828	\$10,000	\$58,828	\$0	64.20								



█ Primary Baseline   
 █ Remaining Work   
 ◆ Baseline Milestone  
█ Actual Work   
 █ Critical Remaining Work   
 ◆ Milestone

Activity ID	CR 14-001	Activity Name	Start	Finish	Original Duration	Budgeted Labor Units	Budgeted Labor Cost	Budgeted Material Cost	Budgeted Total Cost	Budgeted Nonlabor Cost	Total Float	FY2014	FY2015	FY2016	FY2017	FY2018	FY2019	FY2020	21
24354030		Proc & Install Gate Valves,BL adaptors & Vac Gauges (SCATTER CHAMB) Labor	05-Mar-14	18-Jun-14	15.00	13.00	\$27,199	\$0	\$45,536	\$18,337	68.20								
24354030b		Proc & Install Gate Valves,BL adaptors & Vac Gauges (SCATTER CHAMB) Procurement	05-Mar-14	18-Jun-14	15.00	0.00	\$0	\$36,220	\$36,220	\$0	68.20								
<b>1.4.3.5.5 BEAM PIPE &amp; STANDS</b>			<b>01-Jul-14</b>	<b>01-May-15</b>	<b>41.40</b>	<b>69.00</b>	<b>\$151,216</b>	<b>\$127,953</b>	<b>\$281,655</b>	<b>\$2,487</b>	<b>25.80</b>								
24355000		Produce Manufacturing Drawings for Beam Pipe, Stands, Fittings	01-Jul-14	01-Oct-14	13.00	25.00	\$54,240	\$0	\$54,240	\$0	54.00								
24355005		Proc 1st Pipe (Beam Pipe)	01-Oct-14	23-Dec-14	11.60	8.00	\$17,411	\$13,715	\$31,126	\$0	39.20								
24355010		Proc 2nd Section of Beam Pipe (Beam Pipe)	03-Nov-14	02-Feb-15	11.00	10.00	\$21,388	\$21,177	\$42,565	\$0	22.40								
24355015		Proc 3rd Section of Beam Pipe (Beam Pipe)	02-Dec-14	02-Mar-15	11.20	11.00	\$23,376	\$26,151	\$52,014	\$2,487	22.40								
24355020		Proc Windows & Window Spool (Beam Pipe)	05-Jan-15	01-May-15	16.80	15.00	\$34,800	\$34,892	\$69,692	\$0	23.40								
24355025		Proc Beam Stands (Beam Pipe)	05-Jan-15	01-May-15	16.80	0.00	\$0	\$17,446	\$17,446	\$0	22.40								
24355030		Proc Vac Fittings (Beam Pipe)	05-Jan-15	01-May-15	16.80	0.00	\$0	\$14,572	\$14,572	\$0	24.40								
<b>1.4.3.6 INFRASTRUCTURE</b>			<b>03-Sep-13</b>	<b>23-Dec-15</b>	<b>114.60</b>	<b>873.78</b>	<b>\$1,807,088</b>	<b>\$1,867,478</b>	<b>\$4,005,639</b>	<b>\$331,073</b>	<b>87.40</b>								
<b>1.4.3.6.2 SUPPORT STRUCTURE</b>			<b>03-Sep-13</b>	<b>30-Sep-13</b>	<b>4.00</b>	<b>0.00</b>	<b>\$0</b>	<b>\$1,520</b>	<b>\$1,520</b>	<b>\$0</b>	<b>110.60</b>								
24362000		Engineering Consulting	03-Sep-13	30-Sep-13	4.00	0.00	\$0	\$1,520	\$1,520	\$0	110.20								
<b>1.4.3.6.3 SHIELD HOUSE</b>			<b>03-Sep-13</b>	<b>30-Jan-14</b>	<b>19.80</b>	<b>3.90</b>	<b>\$9,567</b>	<b>\$42,992</b>	<b>\$84,963</b>	<b>\$32,405</b>	<b>94.80</b>								
24363030aa		Assemble Cast Panels and Lead Sheets (SHIELD HOUSE)	03-Sep-13	20-Dec-13	15.40	0.00	\$0	\$7,775	\$7,775	\$0	37.20								
24363035		Fab Doors and associated hardware for Shield House (SHIELD HOUSE) Part A	03-Sep-13	20-Dec-13	15.40	0.00	\$0	\$15,590	\$15,590	\$0	41.80								
24363036		Fab Doors and associated hardware for Shield House (SHIELD HOUSE) Part B	03-Sep-13	20-Dec-13	15.40	0.00	\$0	\$1,987	\$1,987	\$0	41.80								
24363037		Fab Doors and associated hardware for Shield House (SHIELD HOUSE) Part C Procuren	03-Sep-13	30-Jan-14	19.40	0.00	\$0	\$8,111	\$8,111	\$0	37.80								
24363037a		Fab Doors and associated hardware for Shield House (SHIELD HOUSE) Part C Labor FY	03-Sep-13	30-Sep-13	4.00	0.39	\$779	\$0	\$779	\$0	37.80								
24363037b		Fab Doors and associated hardware for Shield House (SHIELD HOUSE) Part C Labor FY	01-Oct-13	30-Jan-14	15.40	1.51	\$2,999	\$0	\$2,999	\$0	37.80								
24363041		Plastic Pellets	03-Sep-13	30-Sep-13	4.00	0.00	\$0	\$1,949	\$1,949	\$0	110.20								
24363046		Rental Containers for Plastic Pellets	03-Sep-13	30-Sep-13	4.00	0.00	\$0	\$336	\$336	\$0	110.20								
24363060		Fab Various Small Components (SHIELD HOUSE)	01-Oct-13	13-Jan-14	13.00	2.00	\$5,789	\$7,244	\$45,438	\$32,405	80.80								
<b>1.4.3.6.4 CRYOGENIC SYSTEM</b>			<b>03-Sep-13</b>	<b>20-Mar-14</b>	<b>26.60</b>	<b>87.27</b>	<b>\$171,414</b>	<b>\$79,530</b>	<b>\$269,634</b>	<b>\$18,689</b>	<b>47.80</b>								
24364016		Modify G0 Transfer Line	08-Oct-13	20-Mar-14	21.40	75.60	\$142,478	\$0	\$142,478	\$0	47.60								
24364030		Fab SHMS Gas Manifolds (CRYO SYS) Part A Procurement	03-Sep-13	24-Oct-13	7.60	0.00	\$0	\$10,196	\$10,196	\$0	56.40								
24364030a		Fab SHMS Gas Manifolds (CRYO SYS) Part A Labor FY13	03-Sep-13	30-Sep-13	4.00	2.11	\$5,140	\$0	\$5,140	\$0	56.40								
24364030b		Fab SHMS Gas Manifolds (CRYO SYS) Part A Labor FY14	01-Oct-13	24-Oct-13	3.60	1.89	\$4,626	\$0	\$4,626	\$0	56.40								
24364043		Produce Drawings for Cryo System Connections & Controls FY13	03-Sep-13	30-Sep-13	4.00	1.24	\$3,028	\$0	\$3,028	\$0	57.40								
24364043a		Produce Drawings for Cryo System Connections & Controls FY14	01-Oct-13	24-Oct-13	3.60	1.43	\$3,483	\$0	\$3,483	\$0	57.40								
24364065		Proc Cables,panels & Pwr Supplies (CRYO SYS)	01-Oct-13	21-Nov-13	7.60	4.00	\$9,766	\$12,460	\$22,225	\$0	62.40								
24364075		Proc & Fab Various Connections etc (CRYO SYS)	25-Oct-13	16-Jan-14	10.00	1.00	\$2,894	\$56,874	\$78,458	\$18,689	56.40								
<b>1.4.3.6.5 VACUUM SYSTEM</b>			<b>03-Sep-13</b>	<b>31-Mar-15</b>	<b>77.60</b>	<b>7.50</b>	<b>\$17,178</b>	<b>\$285,642</b>	<b>\$302,820</b>	<b>\$0</b>	<b>30.00</b>								
24365020		Proc Valves & Plumbing and Reliefs Part A Procurement	03-Sep-13	27-Nov-13	12.40	0.00	\$0	\$20,707	\$20,707	\$0	71.60								
24365020a		Proc Valves & Plumbing and Reliefs Part A Labor FY13	03-Sep-13	30-Sep-13	4.00	0.16	\$467	\$0	\$467	\$0	71.60								
24365020b		Proc Valves & Plumbing and Reliefs Part A Labor FY14	01-Oct-13	27-Nov-13	8.40	0.34	\$980	\$0	\$980	\$0	71.60								
24365023		Manufacturing Drawings for Vacuum System Parts FY13	03-Sep-13	30-Sep-13	4.00	1.02	\$2,029	\$0	\$2,029	\$0	30.00								
24365023a		Manufacturing Drawings for Vacuum System Parts FY14	01-Oct-13	31-Jan-14	15.60	3.98	\$7,913	\$0	\$7,913	\$0	30.00								
24365025		Proc Valves & Plumbing and Reliefs Part B	03-Sep-13	30-Sep-14	53.40	0.00	\$0	\$88,724	\$88,724	\$0	30.60								
24365030		Proc Spool & Bellows for All Magnets Part A	03-Sep-13	30-Jun-14	40.60	0.00	\$0	\$14,447	\$14,447	\$0	39.60								
24365032		Proc Spool & Bellows for All Magnets Part B	08-Nov-13	08-Sep-14	40.60	0.00	\$0	\$20,000	\$20,000	\$0	30.00								
24365035		Proc Windows & Flanges Part A	03-Sep-13	31-Jan-14	19.60	0.00	\$0	\$18,066	\$18,066	\$0	48.60								
24365040		Proc Windows & Flanges Part B	04-Dec-13	31-Mar-14	15.00	0.00	\$0	\$19,313	\$19,313	\$0	40.40								
24365045		Proc Sieve Slit Sys Part A	03-Sep-13	13-Jun-14	38.40	0.00	\$0	\$29,198	\$29,198	\$0	68.80								
24365047		Proc Sieve Slit Sys Part B	13-Jun-14	26-Mar-15	38.40	0.00	\$0	\$63,100	\$63,100	\$0	30.60								
24365050		Fab Slit Controls	13-Jun-14	31-Mar-15	39.00	2.00	\$5,789	\$12,087	\$17,875	\$0	30.00								
<b>1.4.3.6.6 CABLING</b>			<b>05-Feb-14</b>	<b>28-Jul-14</b>	<b>24.20</b>	<b>8.00</b>	<b>\$14,573</b>	<b>\$0</b>	<b>\$14,573</b>	<b>\$0</b>	<b>45.40</b>								
24366025		Terminate Cables	05-Feb-14	28-Jul-14	24.40	8.00	\$14,573	\$0	\$14,573	\$0	45.00								
<b>1.4.3.6.8 INSTALLATION</b>			<b>03-Sep-13</b>	<b>23-Dec-15</b>	<b>114.60</b>	<b>767.11</b>	<b>\$1,594,356</b>	<b>\$1,457,795</b>	<b>\$3,332,130</b>	<b>\$279,979</b>	<b>87.40</b>								
24368015M		Cryogens Available from ESR or CHL	01-Oct-13		0.00	0.00	\$0	\$0	\$0	\$0	61.80								
24368020		Cool Down HMS Dipole	01-Oct-13	07-Oct-13	1.00	0.00	\$0	\$0	\$0	\$0	61.80								
24368025		Cool Down HMS Q1	08-Oct-13	15-Oct-13	1.20	0.00	\$0	\$0	\$0	\$0	61.80								
24368030		Cool Down HMS Q2	16-Oct-13	29-Oct-13	2.00	0.00	\$0	\$0	\$0	\$0	61.80								
24368035		Cool Down HMS Q3	30-Oct-13	12-Nov-13	2.00	0.00	\$0	\$0	\$0	\$0	61.80								
24368040		Procure SHMS Steel Platforms and Stairs (Box O Parts) Part A	03-Sep-13	20-Dec-13	15.40	0.00	\$0	\$2,266	\$2,266	\$0	57.00								



■ Primary Baseline   
 ■ Remaining Work   
 ◆ Baseline Milestone  
■ Actual Work   
 ◆ Critical Remaining Work   
 ◆ Milestone



Activity ID	CR 14-001	Activity Name	Start	Finish	Original Duration	Budgeted Labor Units	Budgeted Labor Cost	Budgeted Material Cost	Budgeted Total Cost	Budgeted Nonlabor Cost	Total Float	FY2014	FY2015	FY2016	FY2017	FY2018	FY2019	FY2020	21
24368045		Procure SHMS Steel Platforms and Stairs (Box O Parts) Part B	01-Oct-13	13-Feb-14	17.40	0.00	\$0	\$85,632	\$85,632	\$0	51.00								
24368050		Install SHMS Steel Procurement	03-Sep-13	30-Sep-13	4.00	0.00	\$0	\$174,707	\$174,707	\$0	37.80								
24368052		Align Wheels and Bogies on Support Structure	03-Sep-13	06-Sep-13	0.80	2.00	\$3,669	\$0	\$3,669	\$0	113.40								
24368055		Install SHMS Steel Platforms and Stairs	12-Feb-14	04-Mar-14	3.00	9.00	\$16,972	\$35,000	\$51,972	\$0	51.00								
24368060		Construct REAR Access Platform & Shield Wall	01-Nov-13	28-Feb-14	15.00	11.00	\$22,914	\$49,445	\$72,360	\$0	60.20								
24368065		Forming and Pouring Work for Concrete - Procurement	03-Sep-13	27-Nov-13	12.40	0.00	\$0	\$309,508	\$309,508	\$0	37.80								
24368065a		Forming and Pouring Work for Concrete - Labor FY13	03-Sep-13	30-Sep-13	4.00	1.94	\$4,433	\$0	\$4,433	\$0	37.80								
24368065b		Forming and Pouring Work for Concrete - Labor FY14	01-Oct-13	27-Nov-13	8.40	4.06	\$9,309	\$0	\$9,309	\$0	37.80								
24368070		Procure Concrete for Shield House - Procurement	03-Sep-13	27-Nov-13	12.40	0.00	\$0	\$213,025	\$213,025	\$0	37.80								
24368070a		Procure Concrete for Shield House - Labor FY13	03-Sep-13	30-Sep-13	4.00	0.65	\$1,184	\$0	\$1,184	\$0	37.80								
24368070b		Procure Concrete for Shield House - Labor FY14	01-Oct-13	27-Nov-13	8.40	1.35	\$2,485	\$0	\$2,485	\$0	37.80								
24368075		Re-Establish Hall-C Alignment Network After SHMS Assy	04-Nov-13	08-Nov-13	1.00	2.00	\$3,669	\$0	\$3,669	\$0	48.40								
24368080		Concrete Hardening Period	04-Nov-13	17-Dec-13	6.00	0.00	\$0	\$0	\$0	\$0	37.80								
24368085M		Shield House Concrete Work Complete		17-Dec-13	0.00	0.00	\$0	\$0	\$0	\$0	37.80								
24368090		Install Boron & Lead Shielding	02-Jan-14	04-Feb-14	4.60	15.00	\$27,670	\$20,000	\$75,825	\$28,155	37.20								
24368095		Install Doors in Shield House	05-Feb-14	11-Feb-14	1.00	6.00	\$11,314	\$0	\$11,314	\$0	37.20								
24368097		Establish Alignment Network inside SHMS Shield House	12-Feb-14	18-Feb-14	1.00	2.00	\$3,669	\$0	\$3,669	\$0	37.20								
24368100		Install and Align Detector Frames for DC and Rear Detectors	19-Feb-14	25-Feb-14	1.00	5.40	\$10,060	\$0	\$10,060	\$0	37.20								
24368105		Fab Raised Floor (SHIELD HOUSE)	26-Feb-14	25-Mar-14	4.00	2.00	\$3,977	\$53,241	\$57,218	\$0	37.20								
24368110		Install Roof Beams and Wall Blocks in Shield House	22-Oct-15	22-Oct-15	0.20	0.40	\$734	\$0	\$734	\$0	8.40								
24368115		Install LCW for Supprt Struct	04-Nov-13	28-Feb-14	14.80	14.00	\$25,630	\$24,000	\$54,790	\$5,160	51.40								
24368120		Long-lead procurements for AC Pwr for Support Structure	03-Sep-13	30-Sep-13	4.00	0.00	\$0	\$12,985	\$12,985	\$0	71.00								
24368122		Install AC Pwr for Supprt Struct	04-Feb-14	10-Mar-14	5.00	6.00	\$17,474	\$70,015	\$101,193	\$13,703	50.20								
24368125		Install Cable Trays of Supprt Struct	02-Jan-14	03-Feb-14	4.40	6.00	\$11,314	\$15,695	\$27,010	\$0	55.20								
24368130		Install Fire Protection & Detection Sys of Supprt Struct	03-Feb-14	03-Mar-14	4.20	6.00	\$13,085	\$22,939	\$36,024	\$0	51.20								
24368135		Install Mag Pwr Supplies & Utilities on Platform	11-Mar-14	21-Apr-14	6.00	8.00	\$14,624	\$8,717	\$23,341	\$0	50.40								
24368140		Install Cable Tray & Conduits (SHIELD HOUSE)	05-Feb-14	11-Mar-14	5.00	6.00	\$11,314	\$15,695	\$27,010	\$0	39.20								
24368145		Install Drift Gas Manifold	01-Aug-14	12-Sep-14	6.00	4.00	\$7,646	\$0	\$7,646	\$0	56.20								
24368150		Install Shield House Electrical Pwr (SHIELD HOUSE)	26-Mar-14	17-Jul-14	16.00	7.00	\$18,490	\$36,000	\$54,490	\$0	37.20								
24368155		Install Cables & Produce Final Drawings (CABLING)	12-Mar-14	30-Oct-14	32.80	52.00	\$102,419	\$0	\$108,274	\$5,856	40.00								
24368160		Install Fire Protection and Flamm Gas det. (SHIELD HOUSE)	19-Jun-14	17-Jul-14	4.00	5.00	\$9,108	\$38,373	\$47,481	\$0	37.20								
24368165		Install Shield House HVAC (SHIELD HOUSE)	11-Jul-14	17-Jul-14	1.00	6.40	\$11,735	\$20,319	\$32,054	\$0	37.20								
24368170		Remove and Preserve C-Can and Lines	03-Sep-13	30-Sep-13	4.00	5.60	\$10,457	\$0	\$10,457	\$0	47.60								
24368175		Install Cryo Boom Support	02-Dec-13	17-Jan-14	5.40	6.00	\$11,314	\$15,000	\$26,314	\$0	56.20								
24368180		Pre-Alignment SHMS Cryo Supports	02-Dec-13	04-Dec-13	0.60	0.60	\$1,101	\$0	\$1,101	\$0	61.00								
24368185		Construct & Connect Cryogenic Lines	21-Mar-14	14-Jul-14	16.00	62.00	\$119,803	\$0	\$139,803	\$20,000	47.60								
24368190		Complete Readiness Review for SHMS DCPS Testing FY13	03-Sep-13	30-Sep-13	4.00	0.91	\$2,363	\$0	\$2,363	\$0	65.20								
24368190a		Complete Readiness Review for SHMS DCPS Testing FY14	01-Oct-13	17-Oct-13	2.60	0.59	\$1,536	\$0	\$1,536	\$0	65.20								
24368195		Prepare LCW for SHMS DCPS Testing	08-Oct-13	15-Oct-13	1.20	1.00	\$1,834	\$0	\$7,158	\$5,324	64.20								
24368200		Prepare AC Power for SHMS DCPS Testing	08-Oct-13	15-Oct-13	1.20	2.00	\$5,825	\$0	\$16,473	\$10,648	64.20								
24368205		Connect HMS Q1 to SHMS DCPS #1	16-Oct-13	17-Oct-13	0.40	0.80	\$1,457	\$0	\$1,457	\$0	63.80								
24368210		Test Power Supply DCPS #1	18-Oct-13	22-Oct-13	0.60	1.20	\$3,473	\$0	\$3,473	\$0	63.80								
24368215		Connect HMS Q1 to SHMS DCPS #2	23-Oct-13	24-Oct-13	0.40	0.80	\$1,457	\$0	\$1,457	\$0	63.80								
24368220		Test Power Supply DCPS #2	25-Oct-13	29-Oct-13	0.60	1.20	\$3,473	\$0	\$3,473	\$0	63.80								
24368225		Connect HMS Dipole to SHMS DCPS #3	13-Nov-13	14-Nov-13	0.40	0.80	\$1,457	\$0	\$1,457	\$0	61.80								
24368230		Test Power Supply DCPS #3	15-Nov-13	19-Nov-13	0.60	1.20	\$3,473	\$0	\$3,473	\$0	61.80								
24368235		Connect HMS Dipole to SHMS DCPS #4	20-Nov-13	21-Nov-13	0.40	0.80	\$1,457	\$0	\$1,457	\$0	61.80								
24368240		Test Power Supply DCPS #4	22-Nov-13	26-Nov-13	0.60	1.20	\$3,473	\$0	\$3,473	\$0	61.80								
24368245		Connect HMS Dipole to SHMS DCPS #5	27-Nov-13	02-Dec-13	0.40	0.80	\$1,457	\$0	\$1,457	\$0	61.80								
24368250		Test Power Supply DCPS #5	03-Dec-13	05-Dec-13	0.60	1.20	\$3,473	\$0	\$3,473	\$0	61.80								
24368255		Pre-Align Magnet Stand Locations	05-Mar-14	06-Mar-14	0.40	0.80	\$1,468	\$0	\$1,468	\$0	58.60								
24368260		Pre-Align, Install and Assemble Lower Iron Yokes and HB, Q1 Stands	07-Mar-14	13-Mar-14	1.00	12.00	\$23,535	\$0	\$23,535	\$0	58.60								
24368265		Connect Mag Pwr Supplies & instrument Controls	14-Mar-14	30-May-14	11.00	39.00	\$86,400	\$5,481	\$91,881	\$0	49.20								
24368270		Prep for Review of Hot Check-out & Mag Control systems	18-Apr-14	30-May-14	6.00	5.00	\$14,526	\$0	\$14,526	\$0	49.20								
24368275M		Comp safety Review of Hot Chkout procedures & Mag control systems		30-May-14	0.00	0.00	\$0	\$0	\$0	\$0	49.20								

— Primary Baseline   
 ■ Remaining Work   
 ◆ Baseline Milestone  
■ Actual Work   
 ■ Critical Remaining Work   
 ◆ Milestone

Activity ID	CR 14-001	Activity Name	Start	Finish	Original Duration	Budgeted Labor Units	Budgeted Labor Cost	Budgeted Material Cost	Budgeted Total Cost	Budgeted Nonlabor Cost	Total Float	FY2014	FY2015	FY2016	FY2017	FY2018	FY2019	FY2020	21
24368280		Perform Hot Check-out of Mag Pwr Supplies	02-Jun-14	31-Oct-14	21.60	24.00	\$52,373	\$0	\$52,373	\$0	49.20								
24368285M		Receive First Mag from vendor	01-Jul-14		0.00	0.00	\$0	\$0	\$0	\$0	43.40								
24368290		Mount Q1 on Supprt Carriage	01-Jul-14	08-Jul-14	1.00	12.50	\$23,022	\$5,000	\$28,022	\$0	54.60								
24368295		Mount HB on Supprt Carriage	26-Aug-14	02-Sep-14	1.00	2.00	\$3,823	\$5,000	\$8,823	\$0	53.80								
24368300		Fiducialize Magnet CL of SHMS Q1 Magnet	26-Aug-14	26-Aug-14	0.20	1.00	\$1,865	\$0	\$1,865	\$0	58.60								
24368305		Final Assemble & Mount Dipole on Supprt Carriage	19-May-15	17-Jun-15	4.00	29.00	\$54,566	\$10,500	\$65,066	\$0	0.00								
24368310		Install & Connect Magnet Insulating Vac system	19-May-15	01-Jul-15	6.00	15.00	\$27,516	\$15,000	\$52,516	\$10,000	0.00								
24368315		Inspect & Assemble Upper Iron Yoke & Stands for Dipole magnet	18-Jun-15	22-Jun-15	0.60	4.40	\$8,314	\$0	\$8,314	\$0	1.40								
24368325		Assemble Upper Iron Yoke & Stands for Q2 magnet	16-Jul-15	20-Jul-15	0.60	4.40	\$8,314	\$0	\$8,314	\$0	0.40								
24368335M		First New SC Mag Cooled Down in place	07-Aug-15		0.00	0.00	\$0	\$0	\$0	\$0	12.20								
24368340		Mount Q2 on Supprt Carriage	16-Jul-15	22-Jul-15	1.00	18.00	\$33,019	\$5,000	\$38,019	\$0	0.00								
24368350		Fiducialize Magnet CL of SHMS Dipole Magnet	26-Aug-15	28-Aug-15	0.60	3.00	\$5,596	\$0	\$5,596	\$0	0.40								
24368360		Assemble Upper Iron Yoke & Stands for Q3 magnet	02-Sep-15	04-Sep-15	0.60	4.40	\$8,314	\$0	\$8,314	\$0	0.60								
24368365		Finucialize Magnet CL of SHMS Q2 Magnet	02-Sep-15	02-Sep-15	0.20	1.00	\$1,865	\$0	\$1,865	\$0	8.40								
24368370		Mount Q3 on Supprt Carriage	03-Sep-15	10-Sep-15	1.00	18.00	\$33,019	\$5,000	\$38,019	\$0	0.00								
24368390		Finucialize Magnet CL of SHMS Q3 Magnet	02-Nov-15	02-Nov-15	0.20	1.00	\$1,865	\$0	\$1,865	\$0	0.00								
24368400		Stack Calorimeter Blocks (SHOWER COUNTER)	05-Mar-14	29-Apr-14	8.00	8.00	\$14,675	\$0	\$14,675	\$0	59.80								
24368405		Connect PMTs & Cables (SHOWER COUNTER)	30-Apr-14	25-Jun-14	8.00	2.00	\$3,643	\$0	\$3,643	\$0	59.80								
24368410		Test Calorimeter (SHOWER COUNTER)	26-Jun-14	18-Aug-14	7.40	4.00	\$3,192	\$0	\$3,192	\$0	59.80								
24368415		Install and Prep Electronics Room DAQ Racks (SHIELD HOUSE)	18-Jul-14	14-Aug-14	4.00	6.00	\$10,981	\$0	\$16,475	\$5,494	37.20								
24368420		Install Electrnc's (FAST Electrnc's)	15-Aug-14	09-Feb-15	23.00	30.00	\$65,576	\$0	\$65,576	\$0	37.20								
24368425		Fiducialize SHMS Aerogel Cerenkov Counter (6GEV)	18-Jun-15	18-Jun-15	0.20	0.00	\$0	\$0	\$0	\$0	9.60								
24368430		Fiducialize SHMS Drift Ch's, Hodoscopes, Cerenkovs, Preshower	18-Jun-15	24-Jun-15	1.00	5.00	\$9,326	\$0	\$9,326	\$0	8.80								
24368435		Install Detctr's in Shield House REAR	25-Jun-15	25-Sep-15	13.00	22.00	\$40,229	\$10,000	\$87,608	\$37,379	8.80								
24368440		Install Shutter Exit Window	02-Sep-15	09-Sep-15	1.00	7.00	\$15,089	\$0	\$15,089	\$0	5.20								
24368445		Install Detctr's in Shield House FWD	10-Sep-15	21-Oct-15	6.00	22.00	\$40,229	\$10,000	\$87,608	\$37,379	5.20								
24368450		Hot Check-out of Detctr's in Shield House	28-Sep-15	20-Nov-15	8.00	6.00	\$10,930	\$0	\$10,930	\$0	5.20								
24368455		Install QR Magnets	17-Dec-13	23-Jan-14	3.80	6.00	\$11,314	\$0	\$11,314	\$0	95.80								
24368460		Install Moeller Quad #2 (6GEV)	14-May-14	14-May-14	0.20	0.00	\$0	\$0	\$0	\$0	94.80								
24368465		Install Beam Stands (Beam Pipe)	04-May-15	08-May-15	1.00	12.00	\$26,579	\$0	\$26,579	\$0	22.40								
24368470		Install Windows & Flanges	02-Oct-14	12-Nov-14	6.00	8.00	\$17,257	\$0	\$17,257	\$0	64.60								
24368475		Beam-Dump Modifications & Upgrades (6GEV)	03-Mar-14	11-Apr-14	6.00	0.00	\$0	\$0	\$0	\$0	84.60								
24368480		Install Beam Pipe and Vac Fittings	11-May-15	15-May-15	1.00	1.00	\$1,834	\$0	\$14,294	\$12,460	22.40								
24368485		Connect Additional Quad for Moeller polarimeter	13-Jun-14	14-Aug-14	8.80	8.00	\$15,728	\$1,500	\$17,228	\$0	94.80								
24368490		Leak Test Beam Pipe Vac Sys	18-May-15	22-May-15	1.00	4.00	\$7,338	\$0	\$20,920	\$13,582	22.40								
24368495		Adjust Compton Elevation (Notebook)	17-Dec-13	23-Jan-14	3.80	11.00	\$20,486	\$0	\$25,486	\$5,000	94.80								
24368500		Install Beam Line upstream of Target (6GeV)	24-Jan-14	24-Jan-14	0.20	0.00	\$0	\$0	\$0	\$0	107.20								
24368505		Install, Align, Leak-check Upstream Beam-Pipes & Girders (6GEV)	03-Feb-14	07-Feb-14	1.00	0.00	\$0	\$0	\$0	\$0	93.60								
24368510		Install Target Scattering Chamber (6GEV)	08-Jan-15	14-Jan-15	1.00	0.00	\$0	\$0	\$0	\$0	46.60								
24368515		Align Target Scattering Chamber (6GEV)	15-Jan-15	22-Jan-15	1.00	0.00	\$0	\$0	\$0	\$0	46.60								
24368520		Prep for Vac & pressure systems Safety Review	12-Jan-15	26-Jan-15	2.00	2.00	\$5,789	\$0	\$5,789	\$0	16.00								
24368525M		Comp safety Review of vacuum & pressure Vessel systems Implementn		26-Jan-15	0.00	0.00	\$0	\$0	\$0	\$0	16.00								
24368530		Install & Connect Spectrometer Vac system	03-Nov-15	09-Dec-15	5.00	15.00	\$27,516	\$15,000	\$52,516	\$10,000	0.00								
24368535		Install Spool & Bellows for All Magnets	03-Nov-15	09-Dec-15	5.00	6.00	\$12,220	\$0	\$31,405	\$19,184	0.00								
24368540		Install Slit Controls	10-Dec-15	23-Dec-15	2.00	5.40	\$10,966	\$0	\$10,966	\$0	0.00								
24368545		Install Sieve Slit Sys	10-Dec-15	23-Dec-15	2.00	6.40	\$13,860	\$0	\$53,416	\$39,556	0.00								
24368550		Prep Procurement of SHMS Angle Scribe Plates	01-Oct-14	28-Oct-14	4.00	4.00	\$7,954	\$0	\$7,954	\$0	27.00								
24368555		Procure SHMS Angle Scribe Plates	29-Oct-14	28-Apr-15	23.80	0.00	\$0	\$40,000	\$40,000	\$0	27.00								
24368560		Install & Align SHMS Angle Scribe Plates	29-Apr-15	12-May-15	2.00	6.00	\$11,006	\$0	\$11,006	\$0	27.00								
24368565		Install SHMS Position Readback System	13-May-15	11-Jun-15	4.00	5.00	\$9,146	\$10,000	\$20,245	\$1,099	27.00								
24368570		Install Rotation Controls of Supprt Struct	15-Aug-14	12-Sep-14	4.00	13.00	\$28,087	\$97,750	\$125,837	\$0	63.20								
24368575LOE		Installation Management P1	03-Sep-13	30-Sep-13	4.00	2.81	\$8,159	\$0	\$8,159	\$0	87.80								
24368580LOE		Installation Management P2	01-Oct-13	30-Sep-14	49.40	33.00	\$95,735	\$0	\$95,735	\$0	87.80								
24368585LOE		Installation Management P3	01-Oct-14	01-Oct-15	49.40	33.00	\$95,735	\$0	\$95,735	\$0	87.80								
24368590LOE		Installation Management P4	02-Oct-15	22-Dec-15	11.20	7.10	\$20,592	\$0	\$20,592	\$0	87.80								

— Primary Baseline   
 ■ Remaining Work   
 ◆ Baseline Milestone  
■ Actual Work   
 ■ Critical Remaining Work   
 ◆ Milestone



Activity ID	CR 14-001	Activity Name	Start	Finish	Original Duration	Budgeted Labor Units	Budgeted Labor Cost	Budgeted Material Cost	Budgeted Total Cost	Budgeted Nonlabor Cost	Total Float	B	FY2014	FY2015	FY2016	FY2017	FY2018	FY2019	FY2020	21
<b>1.5 CONSTRUCTION HALL D</b>												01-Apr-15, 1.5 CONSTRUCTION HALL D								
<b>1.5.1 SOLENOID</b>												30-Sep-13, 1.5.1 SOLENOID								
251173f		Install solenoid vacuum manifold	03-Sep-13	16-Sep-13	2.00	2.17	\$3,976	\$0	\$3,976	\$0	12.80									
251195		Repair Solenoid Vac Leaks	03-Sep-13	06-Sep-13	0.80	1.43	\$3,376	\$0	\$3,376	\$0	0.00									
251250M		Installtn of Solenoid Comptd (SOLENOID)		16-Sep-13	0.00	0.00	\$0	\$0	\$0	\$0	12.80									
251666		Consultant Fee (Quench Study WS)	03-Sep-13	30-Sep-13	4.00	0.00	\$0	\$6,100	\$6,100	\$0	49.40									
<b>1.5.2 DETECTORS</b>												21-Apr-14, 1.5.2 DETECTORS								
<b>1.5.2.1 TRACKING</b>												21-Apr-14, 1.5.2.1 TRACKING								
<b>1.5.2.1.1 FORWARD CHAMBERS</b>												31-Mar-14, 1.5.2.1.1 FORWARD CHAMBERS								
25211172		Resolution_studies_(FWD_Chambers) FY13	03-Sep-13	30-Sep-13	4.00	1.60	\$4,663	\$0	\$4,663	\$0	0.00									
25211172a		Resolution_studies_(FWD_Chambers) FY14	01-Oct-13	14-Oct-13	2.00	0.80	\$2,332	\$0	\$2,332	\$0	0.00									
25211175		Complete Package Mechanical Assy (FWD Chambers) FY13	03-Sep-13	30-Sep-13	4.00	0.67	\$1,508	\$0	\$1,508	\$0	11.20									
25211175a		Complete Package Mechanical Assy (FWD Chambers) FY14	01-Oct-13	14-Oct-13	2.00	0.33	\$754	\$0	\$754	\$0	11.20									
25211191		Procurement of Consumables for Fab (2013) (FWD Chambers)	03-Sep-13	30-Sep-13	4.00	0.00	\$0	\$0	\$1,094	\$1,094	8.40									
25211208		Assemble and Electrical Test of Package R (FDC)	03-Sep-13	30-Sep-13	4.00	1.20	\$2,633	\$0	\$2,633	\$0	0.20									
25211217		Cooling system assembly FY13	03-Sep-13	30-Sep-13	4.00	1.14	\$2,361	\$0	\$2,361	\$0	40.80									
25211217a		Cooling system assembly FY14	01-Oct-13	02-Dec-13	8.60	2.44	\$5,077	\$0	\$5,077	\$0	40.80									
25211220		Final Testing (FWD Chambers)	03-Sep-13	30-Sep-13	4.00	1.75	\$4,722	\$0	\$4,722	\$0	11.20									
25211250		Disassembly of the construction equipment and site - labor and forklift lease	03-Sep-13	30-Sep-13	4.00	2.50	\$5,121	\$0	\$5,541	\$420	49.40									
25211255LOE		Pick-up Truck Lease	03-Sep-13	31-Mar-14	27.80	0.00	\$0	\$2,605	\$2,605	\$0	25.60									
25211255LOE		Blue Crab Cleaning (Previously Obligated)	03-Sep-13	30-Sep-13	4.00	0.00	\$0	\$154	\$154	\$0	49.40									
25211260		Develop algorithm for fADC125 readout FY13	03-Sep-13	30-Sep-13	4.00	2.02	\$5,894	\$0	\$5,894	\$0	35.60									
25211260a		Develop algorithm for fADC125 readout FY14	01-Oct-13	17-Jan-14	13.80	6.98	\$20,335	\$0	\$20,335	\$0	35.60									
<b>1.5.2.1.2 CENTRAL CHAMBERS</b>												21-Apr-14, 1.5.2.1.2 CENTRAL CHAMBERS								
25212010		Prepare as built drawings for CDC (CENT CHAMB)	31-Oct-13	18-Dec-13	6.60	6.60	\$14,593	\$0	\$14,593	\$0	38.40									
25212185		Resolution Studies (CENT CHAMB) FY13	03-Sep-13	30-Sep-13	4.00	2.86	\$757	\$0	\$757	\$0	43.20									
25212185a		Resolution Studies (CENT CHAMB) FY14	01-Oct-13	21-Apr-14	26.80	19.14	\$5,072	\$0	\$5,072	\$0	43.20									
<b>1.5.2.1.3 START COUNTERS</b>												27-Feb-14, 1.5.2.1.3 START COUNTERS								
25213005		Fabricate (FIU) Start Counter (START COUNTERS)	03-Sep-13	27-Feb-14	23.60	6.38	\$13,079	\$28,433	\$46,612	\$5,100	28.00									
25213015		All Manufacturing Drawings for start counter FY13	03-Sep-13	30-Sep-13	4.00	0.76	\$1,582	\$0	\$1,582	\$0	30.80									
25213015a		All Manufacturing Drawings for start counter FY14	01-Oct-13	22-Oct-13	3.20	0.61	\$1,265	\$0	\$1,265	\$0	30.80									
25213020		Procure start counter support frame parts	23-Oct-13	07-Feb-14	13.40	0.00	\$0	\$0	\$5,100	\$5,100	30.80									
25213025		Assemble start counter support frame	03-Jan-14	07-Feb-14	5.00	5.00	\$10,232	\$0	\$10,232	\$0	30.80									
<b>1.5.2.2 CALORIMETRY</b>												16-Jan-14, 1.5.2.2 CALORIMETRY								
<b>1.5.2.2.1 BARREL CALORIMETER</b>												27-Nov-13, 1.5.2.2.1 BARREL CALORIMETER								
25221000		Regina contract Decommissioning	03-Sep-13	31-Oct-13	8.60	0.00	\$0	\$8,478	\$8,478	\$0	44.80									
25221005		Procured Labor (Designer)	03-Sep-13	30-Sep-13	4.00	0.00	\$0	\$1,142	\$1,142	\$0	49.40									
25221010		Athens contract Completion	03-Sep-13	31-Oct-13	8.60	0.00	\$0	\$5,125	\$5,125	\$0	44.80									
25221010LOE		Forklift Rental (ESB)	03-Sep-13	31-Oct-13	8.60	0.00	\$0	\$817	\$817	\$0	44.80									
25221057b		Construction BCAL Pulsing System (BarCal) Labor FY13	03-Sep-13	30-Sep-13	4.00	2.03	\$5,608	\$0	\$5,608	\$0	38.80									
25221057ba		Construction BCAL Pulsing System (BarCal) Labor FY14	01-Oct-13	27-Nov-13	8.40	4.27	\$11,777	\$0	\$11,777	\$0	38.80									
25221057c		Construction BCAL Pulsing System (BarCal) Expenses FY13	03-Sep-13	30-Sep-13	4.00	0.00	\$0	\$0	\$532	\$532	38.80									
25221057ca		Construction BCAL Pulsing System (BarCal) Expenses FY14	01-Oct-13	27-Nov-13	8.40	0.00	\$0	\$0	\$1,118	\$1,118	38.80									
25221060		Setup and Testing of BCAL Pulsing System FY13	03-Sep-13	30-Sep-13	4.00	3.87	\$9,869	\$0	\$9,869	\$0	10.80									
25221060a		Setup and Testing of BCAL Pulsing System FY14	01-Oct-13	27-Nov-13	8.40	8.13	\$20,725	\$0	\$20,725	\$0	10.80									
25221320		Procure BCAL cooling manifold	03-Sep-13	03-Oct-13	4.60	0.00	\$0	\$9,420	\$9,420	\$0	5.80									
<b>1.5.2.2.2 FORWARD CALORIMETER</b>												16-Jan-14, 1.5.2.2.2 FORWARD CALORIMETER								
25222085		Fabricate and Install Monitoring Panes (FCAL) FY13	03-Sep-13	30-Sep-13	4.00	1.93	\$4,435	\$0	\$4,999	\$564	15.80									
25222085a		Fabricate and Install Monitoring Panes (FCAL) FY14	01-Oct-13	16-Jan-14	13.60	6.57	\$15,080	\$0	\$16,997	\$1,916	15.80									
25222090		Fabricate and Install Monitoring Panes (FCAL) (Previously Obligated)	03-Sep-13	16-Jan-14	17.60	0.00	\$0	\$5,520	\$5,520	\$0	15.80									
<b>1.5.2.3 PARTICLE ID</b>												31-Jan-14, 1.5.2.3 PARTICLE ID								
<b>1.5.2.3.1 TIME OF FLIGHT</b>												31-Jan-14, 1.5.2.3.1 TIME OF FLIGHT								
25231010		FSU contract support and supervision FY13	03-Sep-13	30-Sep-13	4.00	1.21	\$3,319	\$0	\$3,319	\$0	53.80									
25231010a		FSU contract support and supervision FY14	01-Oct-13	27-Nov-13	8.40	2.23	\$6,139	\$0	\$6,139	\$0	53.80									

— Primary Baseline   
 — Remaining Work   
 ◆ Baseline Milestone  
█ Actual Work   
 █ Critical Remaining Work   
 ◆ Milestone

Activity ID	CR 14-001	Activity Name	Start	Finish	Original Duration	Budgeted Labor Units	Budgeted Labor Cost	Budgeted Material Cost	Budgeted Total Cost	Budgeted Nonlabor Cost	Total Float	B	FY2014	FY2015	FY2016	FY2017	FY2018	FY2019	FY2020	21
25231030		Proc Magnetic Shields (TOF)	01-Nov-13	20-Dec-13	6.80	0.00	\$0	\$5,679	\$5,679	\$0	16.80									
25231045		Proc Supprt Struct (TOF)	13-Nov-13	31-Jan-14	9.40	0.00	\$0	\$21,732	\$21,732	\$0	12.60									
25231085		FSU - Initial wrapping and fitup	03-Sep-13	30-Sep-13	4.00	0.00	\$0	\$179,569	\$179,569	\$0	22.20									
25231090		FSU - Proc Supplies (TOF)	03-Sep-13	30-Sep-13	4.00	0.00	\$0	\$2,363	\$2,363	\$0	22.20									
25231105		FSU - Mount PMT and Testing of First 30 Units	03-Sep-13	30-Sep-13	4.00	0.00	\$0	\$7,683	\$7,683	\$0	13.80									
25231115		FSU - Wrapping of Second 30 Units	03-Sep-13	30-Sep-13	4.00	0.00	\$0	\$451	\$451	\$0	13.80									
25231120		FSU - Mount PMT and Testing of Second 30 Units	03-Sep-13	30-Sep-13	4.00	0.00	\$0	\$9,370	\$9,370	\$0	13.80									
25231125		FSU - Polishing and Gluing of Third 30 Units	03-Sep-13	31-Oct-13	8.60	0.00	\$0	\$1,147	\$1,147	\$0	13.80									
25231130		FSU - Wrapping of Third 30 Units	03-Sep-13	31-Oct-13	8.60	0.00	\$0	\$9,015	\$9,015	\$0	13.80									
25231135		FSU - Mount PMT and Testing of Third 30 Units	03-Sep-13	31-Oct-13	8.60	0.00	\$0	\$14,055	\$14,055	\$0	13.80									
25231140		FSU - Construction Manager	03-Sep-13	27-Nov-13	12.40	0.00	\$0	\$21,381	\$21,381	\$0	13.80									
25231145		FSU - Shipping of TOF	03-Sep-13	20-Dec-13	15.40	0.00	\$0	\$11,940	\$11,940	\$0	13.80									
<b>1.5.3 COMPUTING</b>			03-Sep-13	11-Dec-14	63.60	322.19	\$799,733	\$497,880	\$1,299,340	\$1,727	90.00									
<b>1.5.3.1 DAQ</b>			03-Sep-13	11-Dec-14	63.60	71.62	\$220,822	\$496,307	\$717,129	\$0	90.00									
2531005f		Proc Single Board Computing Remaining items (DAQ)	03-Sep-13	10-Jan-14	16.80	0.00	\$0	\$60,911	\$60,911	\$0	24.40									
2531005fa		Proc Single Board Computing Remaining items (DAQ) Phase 2	01-Nov-13	31-Jan-14	11.00	0.00	\$0	\$154,703	\$154,703	\$0	21.60									
2531022		Proc EB nodes (DAQ)	03-Sep-13	27-Nov-13	12.40	0.00	\$0	\$45,500	\$45,500	\$0	33.00									
2531027		Proc RAID disks (DAQ)	03-Sep-13	27-Nov-13	12.40	0.00	\$0	\$25,500	\$25,500	\$0	33.00									
2531033		Proc Servers for EPICS Archiving (DAQ)	01-Oct-14	11-Dec-14	10.00	0.00	\$0	\$21,000	\$21,000	\$0	89.40									
2531047		Proc Telecom Installation (DAQ)	03-Sep-13	31-Oct-13	8.60	0.00	\$0	\$3,150	\$3,150	\$0	6.20									
2531065		Proc Fibers for Counting House to Hall (DAQ) PR FY13	03-Sep-13	30-Sep-13	4.00	0.69	\$3,217	\$0	\$3,217	\$0	3.40									
2531065a		Proc Fibers for Counting House to Hall (DAQ) PR FY14	01-Oct-13	11-Oct-13	1.80	0.31	\$1,447	\$0	\$1,447	\$0	3.40									
2531070		Proc Fibers for Counting House to Hall (DAQ)	14-Oct-13	21-Nov-13	5.80	0.00	\$0	\$34,639	\$34,639	\$0	3.40									
2531077		Proc Consoles (DAQ)	03-Sep-13	30-Sep-13	4.00	0.00	\$0	\$400	\$400	\$0	10.80									
2531088		Procure and Install cameras in the hall (DAQ)	02-Dec-13	19-Feb-14	9.80	1.00	\$2,912	\$20,000	\$22,912	\$0	31.20									
2531089		Procure Conference Equipment (DAQ)	01-Nov-13	28-Feb-14	15.00	0.00	\$0	\$10,833	\$10,833	\$0	29.80									
2531097		Install infiniband network (DAQ)	16-Oct-13	16-Dec-13	8.40	4.00	\$18,656	\$0	\$18,656	\$0	32.80									
2531100		Install DAQ fibers to switches (DAQ)	02-Dec-13	18-Mar-14	13.60	0.00	\$0	\$19,087	\$19,087	\$0	21.40									
2531105		Install Trigger Electrn's (DAQ) FY13	03-Sep-13	30-Sep-13	4.00	1.93	\$4,564	\$0	\$4,564	\$0	3.80									
2531105a		Install Trigger Electrn's (DAQ) FY14	01-Oct-13	07-May-14	29.20	14.07	\$33,319	\$0	\$33,319	\$0	3.80									
2531115		Install VME CPUs FY13	03-Sep-13	30-Sep-13	4.00	1.45	\$4,239	\$0	\$4,239	\$0	3.40									
2531115a		Install VME CPUs FY14	01-Oct-13	18-Feb-14	18.00	6.55	\$19,076	\$0	\$19,076	\$0	3.40									
2531125		Check-out Trigger Electrn's (DAQ)	08-May-14	06-Aug-14	12.60	11.00	\$32,054	\$0	\$32,054	\$0	3.80									
2531140		Proc infiniband Hardware	03-Sep-13	15-Oct-13	6.20	0.00	\$0	\$13,710	\$13,710	\$0	32.80									
2531165		Install VME based electronic for Controls/Monitoring FY13	03-Sep-13	30-Sep-13	4.00	0.82	\$2,404	\$0	\$2,404	\$0	8.60									
2531165a		Install VME based electronic for Controls/Monitoring FY14	01-Oct-13	30-Jan-14	15.40	3.18	\$9,254	\$0	\$9,254	\$0	8.60									
2531178		Software Licenses and Fees	01-Oct-13	29-Sep-14	49.20	0.00	\$0	\$1,800	\$1,800	\$0	20.20									
2531227aa		Proc IO Modules (DAQ) Batch 2 (Previously Obligated)	03-Sep-13	30-Oct-13	8.40	0.00	\$0	\$4,979	\$4,979	\$0	45.00									
2531227aa5		Proc IO Modules (DAQ) Batch 2	03-Sep-13	30-Oct-13	8.40	0.00	\$0	\$6,116	\$6,116	\$0	45.00									
2531310		Install DAQ Equipment in Hall (DAQ)	01-Nov-13	13-Mar-14	16.80	4.00	\$11,658	\$0	\$11,658	\$0	0.00									
2531315		Install Computing Infrastructure (DAQ) FY13	03-Sep-13	30-Sep-13	4.00	1.10	\$5,112	\$0	\$5,112	\$0	100.00									
2531315a		Install Computing Infrastructure (DAQ) FY14	01-Oct-13	16-Dec-13	10.60	2.90	\$13,544	\$0	\$13,544	\$0	100.00									
2531330		Proc L3 Farm Infrastructure (DAQ)	01-Nov-13	16-Dec-13	6.00	0.00	\$0	\$34,101	\$34,101	\$0	30.80									
2531335		Proc Accessories for Computing Cluster (DAQ) PR FY13	03-Sep-13	30-Sep-13	4.00	0.65	\$1,881	\$0	\$1,881	\$0	19.00									
2531335a		Proc Accessories for Computing Cluster (DAQ) PR FY14	01-Oct-13	15-Oct-13	2.20	0.35	\$1,034	\$0	\$1,034	\$0	19.00									
2531340		Proc Accessories for Computing Cluster (DAQ)	12-Nov-13	20-Mar-14	16.40	0.00	\$0	\$10,029	\$10,029	\$0	19.00									
2531350		Proc Hardware for Microscope Voltage Control (DAQ)	03-Sep-13	20-Dec-13	15.40	0.00	\$0	\$3,000	\$3,000	\$0	25.60									
2531360		Patch Panels and Cu Cables to CH (DAQ)	27-Nov-13	08-Apr-14	16.80	1.00	\$1,834	\$3,500	\$5,334	\$0	24.40									
2531365		Sys Admin Support (DAQ)	06-Jan-14	30-Sep-14	37.60	4.00	\$18,656	\$0	\$18,656	\$0	100.00									
2531370		Check-out Online Computers (DAQ)	21-Mar-14	15-May-14	8.00	4.00	\$8,418	\$0	\$8,418	\$0	19.00									
2531375		Check-out Counting House (DAQ)	15-Oct-13	26-Nov-13	6.20	2.00	\$5,829	\$0	\$5,829	\$0	41.20									
2531380		Check-out Cabling (DAQ)	19-Mar-14	29-Apr-14	6.00	2.00	\$9,328	\$0	\$9,328	\$0	21.40									
2531385		Check-out DAQ Hardware (DAQ)	25-Apr-14	30-Sep-14	22.00	3.00	\$8,743	\$0	\$8,743	\$0	0.00									
2531390		Installation Coordination	03-Sep-13	30-Sep-13	4.00	0.63	\$1,822	\$0	\$1,822	\$0	43.20									
2531395		Procure Small UPSs for Tagger Hall and Hall D (DAQ)	01-Nov-13	04-Mar-14	15.40	0.00	\$0	\$20,979	\$20,979	\$0	29.40									

█ Primary Baseline   
 █ Remaining Work   
 █ Critical Remaining Work   
 ◆ Baseline Milestone   
 ◆ Milestone



Activity ID	CR 14-001	Activity Name	Start	Finish	Original Duration	Budgeted Labor Units	Budgeted Labor Cost	Budgeted Material Cost	Budgeted Total Cost	Budgeted Nonlabor Cost	Total Float	B	FY2014	FY2015	FY2016	FY2017	FY2018	FY2019	FY2020	21
2531400		Procure and Install Voltage Chassis Remote Reset	05-Dec-13	10-Mar-14	11.80	1.00	\$1,822	\$2,370	\$4,192	\$0	28.60									
<b>1.5.3.2 ONLINE COMPUTING</b>			<b>03-Sep-13</b>	<b>30-Sep-14</b>	<b>53.60</b>	<b>250.57</b>	<b>\$578,911</b>	<b>\$1,573</b>	<b>\$582,210</b>	<b>\$1,727</b>	<b>100.00</b>									
2532000		Purchased Labor (Sergey)	03-Sep-13	30-Sep-13	4.00	0.00	\$0	\$1,573	\$1,573	\$0	49.40									
2532005		Install OS system along with network 9settings FY13	03-Sep-13	30-Sep-13	4.00	0.29	\$1,333	\$0	\$1,333	\$0	16.25									
2532005a		Install OS system along with network 9settings FY14	01-Oct-13	29-Oct-13	4.15	0.31	\$1,466	\$0	\$1,466	\$0	16.25									
2532013E		FY13 Travel (ONLINE COMP)	03-Sep-13	30-Sep-13	4.00	0.00	\$0	\$0	\$129	\$129	100.20									
2532014E		FY14 Travel (ONLINE COMP)	01-Oct-13	29-Sep-14	49.20	0.00	\$0	\$0	\$1,597	\$1,597	100.20									
2532015		Database web-server wiki installations	02-Dec-13	27-Jan-14	6.40	2.00	\$9,328	\$0	\$9,328	\$0	12.00									
2532020		Coordination of online computing setup	03-Sep-13	30-Sep-13	4.00	0.30	\$874	\$0	\$874	\$0	25.80									
2532030		Install CODA and supporting software	02-Dec-13	28-Feb-14	11.20	2.00	\$5,829	\$0	\$5,829	\$0	0.20									
2532035		Create scripts to launch and kill: CODA system, monitoring system FY13	03-Sep-13	30-Sep-13	4.00	0.90	\$2,620	\$0	\$2,620	\$0	13.00									
2532035a		Create scripts to launch and kill: CODA system, monitoring system FY14	01-Oct-13	17-Jan-14	13.80	3.10	\$9,038	\$0	\$9,038	\$0	13.00									
2532040		Run bookkeeping scripts (database,data files and special events) FY13	03-Sep-13	30-Sep-13	4.00	0.95	\$2,754	\$0	\$2,754	\$0	5.40									
2532040a		Run bookkeeping scripts (database,data files and special events) FY14	01-Oct-13	13-Mar-14	21.40	5.06	\$14,732	\$0	\$14,732	\$0	5.40									
2532050		Readout Lists FY13	03-Sep-13	30-Sep-13	4.00	0.78	\$2,271	\$0	\$2,271	\$0	0.00									
2532050a		Readout Lists FY14	01-Oct-13	21-Apr-14	26.80	5.22	\$15,215	\$0	\$15,215	\$0	0.00									
2532055		Write COOL Config Files	01-Nov-13	06-Mar-14	15.80	4.00	\$11,658	\$0	\$11,658	\$0	6.40									
2532060		Debug DAQ software	22-Apr-14	30-Sep-14	22.60	8.00	\$23,315	\$0	\$23,315	\$0	0.00									
2532070		Implement Translation Tables FY13	03-Sep-13	30-Sep-13	4.00	0.23	\$668	\$0	\$668	\$0	13.00									
2532070a		Implement Translation Tables FY14	01-Oct-13	17-Jan-14	13.80	0.79	\$2,305	\$0	\$2,305	\$0	13.00									
2532075		Farm Process Manager	02-Dec-13	29-Sep-14	40.80	7.00	\$20,401	\$0	\$20,401	\$0	0.20									
2532080		ROOTSpy enabled Monitoring Processes FY13	03-Sep-13	30-Sep-13	4.00	1.28	\$3,730	\$0	\$3,730	\$0	7.80									
2532080a		ROOTSpy enabled Monitoring Processes FY14	01-Oct-13	04-Feb-14	16.00	5.12	\$14,922	\$0	\$14,922	\$0	7.80									
2532085		Archiving and Retrieval of Histogram Files	04-Mar-14	16-Sep-14	27.60	5.00	\$14,572	\$0	\$14,572	\$0	2.00									
2532090		Event Display	05-Mar-14	25-Aug-14	24.40	24.00	\$5,829	\$0	\$5,829	\$0	5.00									
2532100		Transport from RAID to Tape Silo	01-Nov-13	17-Mar-14	17.20	4.00	\$18,656	\$0	\$18,656	\$0	0.40									
2532110		Archiving Run Conditions	15-Jan-14	30-Sep-14	36.20	19.00	\$23,628	\$0	\$23,628	\$0	0.00									
2532115		Archiving DAQ Configuration	02-Dec-13	06-Jun-14	25.00	4.00	\$11,658	\$0	\$11,658	\$0	16.00									
2532130		FDC/CDC Gas Systems Controls	12-Nov-13	24-Jan-14	8.60	3.00	\$8,683	\$0	\$8,683	\$0	9.40									
2532135		BCAL Gas System Controls	02-Jan-14	19-Feb-14	6.80	2.00	\$5,789	\$0	\$5,789	\$0	5.80									
2532140		Controls for Chillers (FDC;BCAL;Target)	16-Dec-13	01-Apr-14	13.60	4.00	\$11,578	\$0	\$11,578	\$0	0.00									
2532145		Temperature/Humidity monitoring	02-Dec-13	18-Feb-14	9.60	4.00	\$11,578	\$0	\$11,578	\$0	6.00									
2532150		FCAL Dark Room Controls	10-Feb-14	08-Apr-14	8.40	4.00	\$11,578	\$0	\$11,578	\$0	13.00									
2532155		Cryo Target Controls	09-Jan-14	20-Mar-14	10.00	5.00	\$14,472	\$0	\$14,472	\$0	1.60									
2532170a		HV Controls (FDC; CDC; TOF; FCAL; HODO) Phase 2 FY13	03-Sep-13	30-Sep-13	4.00	1.52	\$3,618	\$0	\$3,618	\$0	32.40									
2532170aa		HV Controls (FDC; CDC; TOF; FCAL; HODO) Phase 2 FY14	01-Oct-13	11-Feb-14	17.00	6.48	\$15,377	\$0	\$15,377	\$0	32.40									
2532175		LV Controls (BCAL; ST; FDC) FY13	03-Sep-13	30-Sep-13	4.00	0.32	\$744	\$0	\$744	\$0	0.00									
2532175a		LV Controls (BCAL; ST; FDC) Phase 2	02-Apr-14	30-Sep-14	25.40	9.00	\$20,830	\$0	\$20,830	\$0	0.00									
2532175b		LV Controls (BCAL; ST; FDC) FY14	01-Oct-13	01-Apr-14	24.00	1.93	\$4,463	\$0	\$4,463	\$0	0.00									
2532180		BIAS Control for Microscope	02-Jan-14	31-Mar-14	12.40	4.00	\$11,658	\$0	\$11,658	\$0	25.60									
2532185		Tagger magnet and NMR control SWT (accel Grp)	05-Nov-13	29-Jan-14	10.20	4.00	\$10,834	\$0	\$10,834	\$0	8.80									
2532190		Sweeping and pair spectrometer magnet control SWT (accel Grp)	12-Nov-13	10-Feb-14	10.80	2.00	\$5,417	\$0	\$5,417	\$0	7.20									
2532195		Active collimator integration EPICS (Acceler grp)	17-Jan-14	22-Sep-14	34.60	11.00	\$29,792	\$0	\$29,792	\$0	1.20									
2532200		Vacuum System Controls (accel Grp)	14-Jan-14	06-Mar-14	7.40	4.00	\$10,834	\$0	\$10,834	\$0	3.60									
2532205		Motors (radiator, converter, collimator, tagger) FY13	03-Sep-13	30-Sep-13	4.00	2.00	\$4,389	\$0	\$4,389	\$0	4.00									
2532205a		Motors (radiator, converter, collimator, tagger) FY14	01-Oct-13	04-Mar-14	20.00	10.00	\$21,944	\$0	\$21,944	\$0	4.00									
2532215		CSS Control GUIs FY13	03-Sep-13	30-Sep-13	4.00	1.55	\$3,514	\$0	\$3,514	\$0	2.20									
2532215a		CSS Control GUIs FY14	01-Oct-13	17-Mar-14	21.80	8.45	\$19,150	\$0	\$19,150	\$0	2.20									
2532220		Debug EPICS Controls Software	18-Mar-14	15-Sep-14	25.40	10.00	\$18,562	\$0	\$18,562	\$0	2.20									
2532225		Debug PLC Controls Software	02-Apr-14	30-Sep-14	25.40	6.00	\$17,386	\$0	\$17,386	\$0	0.00									
2532230		Alarms (configuration,display, history) FY13	03-Sep-13	30-Sep-13	4.00	7.11	\$9,437	\$0	\$9,437	\$0	16.60									
2532230a		Alarms (configuration,display, history) FY14	01-Oct-13	04-Nov-13	5.00	8.89	\$11,797	\$0	\$11,797	\$0	16.60									
2532235		Scaler Monitoring in EPICS	17-Jan-14	30-Sep-14	35.80	8.00	\$23,315	\$0	\$23,315	\$0	0.00									
2532240		Trigger Monitoring in EPICS	17-Jan-14	30-Sep-14	35.80	4.00	\$11,658	\$0	\$11,658	\$0	0.00									
2532245		DAQ monitoring Software	27-Nov-13	06-Jun-14	25.00	4.00	\$11,658	\$0	\$11,658	\$0	16.10									

— Primary Baseline    ■ Remaining Work    ◆ Baseline Milestone  
■ Actual Work    ■ Critical Remaining Work    ◆ Milestone

Activity ID	CR 14-001	Activity Name	Start	Finish	Original Duration	Budgeted Labor Units	Budgeted Labor Cost	Budgeted Material Cost	Budgeted Total Cost	Budgeted Nonlabor Cost	Total Float	B	FY2014	FY2015	FY2016	FY2017	FY2018	FY2019	FY2020	21
2532250		EPICS Archiving and Restoration FY13	03-Sep-13	30-Sep-13	4.00	0.86	\$2,516	\$0	\$2,516	\$0	0.00									
2532250a		EPICS Archiving and Restoration FY14	01-Oct-13	31-Mar-14	23.80	5.14	\$14,971	\$0	\$14,971	\$0	0.00									
2532255		Coherent Peak Alignment Software with Goniometer	01-Apr-14	22-Sep-14	24.40	5.00	\$14,572	\$0	\$14,572	\$0	1.20									
<b>1.5.4 ELECTRONICS</b>			<b>03-Sep-13</b>	<b>30-Sep-14</b>	<b>53.60</b>	<b>205.52</b>	<b>\$528,241</b>	<b>\$261,480</b>	<b>\$795,721</b>	<b>\$6,000</b>	<b>50.40</b>									
<b>1.5.4.1 FADC</b>			<b>03-Sep-13</b>	<b>30-Sep-14</b>	<b>53.60</b>	<b>62.95</b>	<b>\$167,890</b>	<b>\$43,318</b>	<b>\$211,209</b>	<b>\$0</b>	<b>0.00</b>									
2541000		Vend Fab FADC-125 (Previously Obligated)	03-Sep-13	10-Jul-14	42.00	0.00	\$0	\$43,318	\$43,318	\$0	11.40									
2541015		Rework of Production FADC Modules (FE) FY13	03-Sep-13	30-Sep-13	4.00	1.33	\$2,913	\$0	\$2,913	\$0	11.40									
2541015a		Rework of Production FADC Modules (FE) FY14	01-Oct-13	10-Jul-14	38.00	12.67	\$27,679	\$0	\$27,679	\$0	11.40									
2541120		fADC125 - Full Single-Crate Acceptance Test (FADC) FY13	09-Sep-13	30-Sep-13	3.20	1.75	\$4,151	\$0	\$4,151	\$0	22.20									
2541120a		fADC125 - Full Single-Crate Acceptance Test (FADC) FY14	01-Oct-13	20-Dec-13	11.40	6.25	\$14,785	\$0	\$14,785	\$0	22.20									
2541145		fADC125 - Test (Qty 217) (FADC) FY13	03-Sep-13	30-Sep-13	4.00	0.31	\$594	\$0	\$594	\$0	22.20									
2541145a		fADC125 - Test (Qty 217) (FADC) FY14	01-Oct-13	27-Nov-13	8.40	0.64	\$1,246	\$0	\$1,246	\$0	22.20									
2541150		FADC125 Production firmware development FY13 (Hall D EE)	03-Sep-13	30-Sep-13	4.00	1.82	\$5,312	\$0	\$5,312	\$0	0.20									
2541150a		FADC125 Production firmware development FY14 (Hall D EE)	01-Oct-13	20-Dec-13	11.40	5.18	\$15,075	\$0	\$15,075	\$0	0.20									
2541152		Algorithm Development for DC FADC125 FY13	03-Sep-13	30-Sep-13	4.00	0.59	\$1,707	\$0	\$1,707	\$0	0.00									
2541152a		Algorithm Development for DC FADC125 FY14	01-Oct-13	20-Aug-14	43.80	6.41	\$18,694	\$0	\$18,694	\$0	0.00									
2541154		Code Deployment and Full Readout Tests FADC125	07-Apr-14	30-Sep-14	24.80	6.00	\$17,486	\$0	\$17,486	\$0	0.00									
2541155		FADC EE Hardware/software support in FY14 (Hall D EE)	02-Dec-13	30-Sep-14	41.00	20.00	\$58,248	\$0	\$58,248	\$0	0.00									
<b>1.5.4.2 TDC</b>			<b>03-Sep-13</b>	<b>30-Sep-14</b>	<b>53.60</b>	<b>41.00</b>	<b>\$105,018</b>	<b>\$0</b>	<b>\$105,018</b>	<b>\$0</b>	<b>0.00</b>									
2542037		F1TDC - Full Single-Crate Acceptance Test (TDC)	03-Sep-13	20-Sep-13	2.80	6.40	\$15,149	\$0	\$15,149	\$0	50.60									
2542070		F1TDC develop firmware FY13	03-Sep-13	30-Sep-13	4.00	1.38	\$4,027	\$0	\$4,027	\$0	0.00									
2542070a		F1TDC develop firmware FY14	01-Oct-13	07-Jan-14	12.20	4.22	\$12,282	\$0	\$12,282	\$0	0.00									
2542075		FPGA Coding, Hardware & Firmware Integration Tests F1TDC	29-Jan-14	31-Mar-14	8.80	6.00	\$17,474	\$0	\$17,474	\$0	16.80									
2542080		Code Deployment and Full Readout Tests F1TDC	08-Apr-14	02-Jun-14	7.80	4.00	\$11,658	\$0	\$11,658	\$0	16.80									
2542085		Rework of Production F1TDC modules	10-Oct-13	30-Apr-14	26.80	10.00	\$18,216	\$0	\$18,216	\$0	21.20									
2542090		F1TDC EE Hardware/Software Support FY14	08-Jan-14	30-Sep-14	37.20	9.00	\$26,212	\$0	\$26,212	\$0	0.00									
<b>1.5.4.3 TRIGGER</b>			<b>03-Sep-13</b>	<b>30-Sep-14</b>	<b>53.60</b>	<b>60.87</b>	<b>\$177,376</b>	<b>\$83,390</b>	<b>\$260,765</b>	<b>\$0</b>	<b>50.40</b>									
2543025		Procurement of CTP boards (FE grp) (Previously Obligated)	03-Sep-13	30-Sep-13	4.00	0.00	\$0	\$18,009	\$18,009	\$0	29.60									
2543030		Procurement of CTP boards (FE grp)	03-Sep-13	30-Sep-13	4.00	0.00	\$0	\$9,682	\$9,682	\$0	29.60									
2543100		Procurement Fiber Optics Cable/Patch Panel (FE grp)	01-Nov-13	20-Dec-13	6.80	0.00	\$0	\$35,000	\$35,000	\$0	25.60									
2543115		Performance testing of global trigger system (FE grp)	01-Oct-13	03-Dec-13	8.80	9.67	\$28,164	\$0	\$28,164	\$0	25.60									
2543143		Trigger Algorithms Performance Testing in the Hall (Hall D grp)	09-Jan-14	29-Sep-14	36.80	9.00	\$26,230	\$0	\$26,230	\$0	0.20									
2543144		Study Algorithms with Test Stand (Hall D grp) FY13	03-Sep-13	30-Sep-13	4.00	0.39	\$1,148	\$0	\$1,148	\$0	12.80									
2543144a		Study Algorithms with Test Stand (Hall D grp) FY14	01-Oct-13	30-Jun-14	36.60	3.61	\$10,509	\$0	\$10,509	\$0	12.80									
2543150		Develop Level-1 Monitor (Hall D grp) FY13	03-Sep-13	30-Sep-13	4.00	1.21	\$3,522	\$0	\$3,522	\$0	50.20									
2543150a		Develop Level-1 Monitor (Hall D grp) FY14	01-Oct-13	30-May-14	32.40	9.79	\$28,532	\$0	\$28,532	\$0	50.20									
2543155		Install Level-1 Monitor (Hall D grp)	02-Jun-14	30-Sep-14	17.00	5.00	\$14,572	\$0	\$14,572	\$0	50.20									
2543160		Trigger Board Initialization (Hall D grp) FY13	03-Sep-13	30-Sep-13	4.00	1.17	\$3,408	\$0	\$3,408	\$0	1.40									
2543160a		Trigger Board Initialization (Hall D grp) FY14	01-Oct-13	19-Sep-14	48.00	14.03	\$40,891	\$0	\$40,891	\$0	1.40									
2543165		Level-1 Verification and Debugging (Hall D grp) FY13	03-Sep-13	30-Sep-13	4.00	0.68	\$1,990	\$0	\$1,990	\$0	12.40									
2543165a		Level-1 Verification and Debugging (Hall D grp) FY14	01-Oct-13	02-Jul-14	37.00	6.32	\$18,408	\$0	\$18,408	\$0	12.40									
2543170		Level-1 Trigger Testbed Electronics (Hall D grp)	01-Oct-13	17-Jan-14	13.80	0.00	\$0	\$19,250	\$19,250	\$0	0.80									
2543185		Procurement Structural Components for Trigger Modules (FE Grp)	03-Sep-13	25-Sep-13	3.40	0.00	\$0	\$1,449	\$1,449	\$0	50.00									
<b>1.5.4.6 DETECTOR ELECTRONICS</b>			<b>03-Sep-13</b>	<b>30-Sep-14</b>	<b>53.60</b>	<b>29.35</b>	<b>\$55,100</b>	<b>\$134,772</b>	<b>\$195,872</b>	<b>\$6,000</b>	<b>0.00</b>									
2546362		Assemble BCAL Readout V3, Power Dist. & SYST	03-Sep-13	30-Sep-13	4.00	1.40	\$2,768	\$0	\$2,768	\$0	35.80									
2546425		Procure Pair Spectrometer Readout Board	03-Sep-13	30-Sep-13	4.00	0.00	\$0	\$3,748	\$3,748	\$0	39.80									
2546430		Procure Pair Spectrometer Transition Board	03-Sep-13	30-Sep-13	4.00	0.00	\$0	\$3,226	\$3,226	\$0	39.80									
2546435		Procure Pair Spectrometer Power Distribution	03-Sep-13	30-Sep-13	4.00	0.00	\$0	\$3,220	\$3,220	\$0	39.80									
2546465		Procure LV Cables	03-Sep-13	30-Sep-13	4.00	0.20	\$364	\$80	\$444	\$0	49.40									
2546470		Pair Spectrometer Integration FY13	09-Sep-13	30-Sep-13	3.20	1.32	\$2,395	\$0	\$2,395	\$0	35.00									
2546470a		Pair Spectrometer Integration FY14	01-Oct-13	20-Dec-13	11.40	4.69	\$8,534	\$0	\$8,534	\$0	35.00									
2546565		Procure LV Cables	03-Sep-13	30-Sep-13	4.00	0.10	\$182	\$41	\$223	\$0	49.40									
2546567		Start Counter Integration FY13	03-Sep-13	30-Sep-13	4.00	0.73	\$1,338	\$0	\$1,338	\$0	41.60									
2546567a		Start Counter Integration FY14	01-Oct-13	08-Nov-13	5.80	1.07	\$1,940	\$0	\$1,940	\$0	41.60									
2546585		Tagger Microscope PreAmp Board (37) Procurement	03-Sep-13	15-Nov-13	10.80	0.00	\$0	\$7,500	\$7,500	\$0	30.60									

█ Primary Baseline   
 █ Remaining Work   
 █ Critical Remaining Work   
 ◆ Baseline Milestone   
 ◆ Milestone



Activity ID	CR 14-001	Activity Name	Start	Finish	Original Duration	Budgeted Labor Units	Budgeted Labor Cost	Budgeted Material Cost	Budgeted Total Cost	Budgeted Nonlabor Cost	Total Float	B	FY2014	FY2015	FY2016	FY2017	FY2018	FY2019	FY2020	Z1
2546585a		Tagger Microscope PreAmp Board (37) Labor FY13	03-Sep-13	30-Sep-13	4.00	1.11	\$2,024	\$0	\$2,024	\$0	30.60									
2546585b		Tagger Microscope PreAmp Board (37) Labor FY14	01-Oct-13	15-Nov-13	6.80	1.89	\$3,441	\$0	\$3,441	\$0	30.60									
2546600		Tagger Hodoscope PreAmp Board (233) (Previously Obligated)	03-Sep-13	08-Nov-13	9.80	0.00	\$0	\$12,865	\$12,865	\$0	31.60									
2546605		Tagger Hodoscope PreAmp Board (233) - Procurement	03-Sep-13	08-Nov-13	9.80	0.00	\$0	\$3,135	\$3,135	\$0	31.60									
2546605a		Tagger Hodoscope PreAmp Board (233) - Labor FY13	03-Sep-13	30-Sep-13	4.00	1.47	\$2,855	\$0	\$2,855	\$0	31.60									
2546605b		Tagger Hodoscope PreAmp Board (233) - Labor FY14	01-Oct-13	08-Nov-13	5.80	2.13	\$4,139	\$0	\$4,139	\$0	31.60									
2546610		BCAL/FCAL Monitoring Distribution Sys. Procurement Support FY13	03-Sep-13	30-Sep-13	4.00	0.95	\$1,932	\$0	\$1,932	\$0	34.40									
2546610a		BCAL/FCAL Monitoring Distribution Sys. Procurement Support FY14	01-Oct-13	28-Jan-14	15.00	3.55	\$7,247	\$0	\$7,247	\$0	34.40									
2546615		BCAL/FCAL Monitoring Distribution COTS Electronics	03-Sep-13	20-Dec-13	15.40	0.00	\$0	\$16,134	\$16,134	\$0	38.00									
2546620		BCAL/FCAL Monitoring Distribution Box (10) - Procurement	03-Sep-13	28-Jan-14	19.00	0.00	\$0	\$10,000	\$10,000	\$0	34.40									
2546620a		BCAL/FCAL Monitoring Distribution Box (10) - Labor FY13	03-Sep-13	30-Sep-13	4.00	1.05	\$1,918	\$0	\$1,918	\$0	34.40									
2546620b		BCAL/FCAL Monitoring Distribution Box (10) - Labor FY4	01-Oct-13	28-Jan-14	15.00	3.95	\$7,190	\$0	\$7,190	\$0	34.40									
2546625		BCAL/FCAL Monitoring Distribution Cables (64+64) (Previously Obligated)	03-Sep-13	31-Jan-14	19.60	0.00	\$0	\$6,012	\$6,012	\$0	33.80									
2546630		BCAL/FCAL Monitoring Distribution Cables (64+64)	03-Sep-13	31-Jan-14	19.60	0.00	\$0	\$3,588	\$3,588	\$0	33.80									
2546640		Cables Type 1 (TAGH PS PSC COLLI) (350)	03-Sep-13	20-Dec-13	15.40	0.00	\$0	\$18,484	\$18,484	\$0	38.00									
2546645		Splitter Output (TOF TAGM PSC) (630)	03-Sep-13	15-Nov-13	10.80	0.00	\$0	\$31,331	\$31,331	\$0	42.60									
2546650		Install Hardware, Labels and Tie Wraps FY13	03-Sep-13	30-Sep-13	4.00	0.00	\$0	\$0	\$449	\$449	0.00									
2546650a		Install Hardware, Labels and Tie Wraps FY14	01-Oct-13	30-Sep-14	49.40	0.00	\$0	\$0	\$5,551	\$5,551	0.00									
2546655		Splitters Parts Boards and Assembly (10)	08-Nov-13	06-Jun-14	27.80	3.75	\$6,831	\$13,500	\$20,331	\$0	16.00									
2546660		Twisted Pair Cables for TDCs	03-Sep-13	20-Dec-13	15.40	0.00	\$0	\$1,908	\$1,908	\$0	20.00									
<b>1.5.4.7 DETECTOR CABLING</b>			<b>03-Sep-13</b>	<b>31-Jan-14</b>	<b>20.00</b>	<b>7.35</b>	<b>\$13,389</b>	<b>\$0</b>	<b>\$13,389</b>	<b>\$0</b>	<b>25.20</b>									
2547135		Cables - HV Label and Bundle CDC (6)	01-Oct-13	04-Nov-13	5.00	1.00	\$1,822	\$0	\$1,822	\$0	26.80									
2547165		Cables - HV Label and Bundle FDC (8) FY13	16-Sep-13	30-Sep-13	2.20	0.69	\$1,252	\$0	\$1,252	\$0	3.80									
2547165a		Cables - HV Label and Bundle FDC (8) FY14	01-Oct-13	07-Oct-13	1.00	0.31	\$569	\$0	\$569	\$0	3.80									
2547170		Cables - Signal Label and Bundle FDC (528) FY13	03-Sep-13	30-Sep-13	4.00	1.28	\$2,335	\$0	\$2,335	\$0	1.00									
2547170a		Cables - Signal Label and Bundle FDC (528) FY14	01-Oct-13	25-Oct-13	3.80	1.22	\$2,219	\$0	\$2,219	\$0	1.00									
2547175		Cables - LV Label and Bundle BCAL (24)	03-Sep-13	30-Sep-13	4.00	0.70	\$1,275	\$0	\$1,275	\$0	11.60									
2547180		Cables - Bias Label and Bundle BCAL (36)	03-Sep-13	30-Sep-13	4.00	0.55	\$1,002	\$0	\$1,002	\$0	11.60									
2547190		Cables - HV Label and Bundle TOF (168) FY13	03-Sep-13	30-Sep-13	4.00	0.16	\$297	\$0	\$297	\$0	25.40									
2547190a		Cables - HV Label and Bundle TOF (168) FY14	01-Oct-13	31-Jan-14	15.60	0.64	\$1,160	\$0	\$1,160	\$0	25.40									
2547200		Cables - Signal Label and Bundle TOF (168) FY13	03-Sep-13	30-Sep-13	4.00	0.16	\$297	\$0	\$297	\$0	25.40									
2547200a		Cables - Signal Label and Bundle TOF (168) FY14	01-Oct-13	31-Jan-14	15.60	0.64	\$1,160	\$0	\$1,160	\$0	25.40									
<b>1.5.4.8 FULL CRATE CHECKS</b>			<b>09-Sep-13</b>	<b>20-Dec-13</b>	<b>14.60</b>	<b>4.00</b>	<b>\$9,468</b>	<b>\$0</b>	<b>\$9,468</b>	<b>\$0</b>	<b>23.20</b>									
2548020		Full Crate Check - Pre Installation,Lab,Install Mods,Test,Log&Label VXS fADC125 FY13	16-Sep-13	30-Sep-13	2.20	0.32	\$766	\$0	\$766	\$0	22.20									
2548020a		Full Crate Check - Pre Installation,Lab,Install Mods,Test,Log&Label VXS fADC125 FY14	01-Oct-13	20-Dec-13	11.40	1.68	\$3,968	\$0	\$3,968	\$0	22.20									
2548025		Full Crate Check - Pre Installation,Lab,Install Mods,Test,Log&Label VXS F1TDC FY13	09-Sep-13	30-Sep-13	3.20	0.47	\$1,114	\$0	\$1,114	\$0	24.00									
2548025a		Full Crate Check - Pre Installation,Lab,Install Mods,Test,Log&Label VXS F1TDC FY14	01-Oct-13	13-Dec-13	10.40	1.53	\$3,620	\$0	\$3,620	\$0	24.00									
<b>1.5.5 BEAMLINER</b>			<b>03-Sep-13</b>	<b>01-Apr-15</b>	<b>77.80</b>	<b>234.46</b>	<b>\$505,936</b>	<b>\$562,860</b>	<b>\$1,117,344</b>	<b>\$48,548</b>	<b>75.20</b>									
<b>1.5.5.1 TAGGER</b>			<b>03-Sep-13</b>	<b>01-Apr-14</b>	<b>28.20</b>	<b>11.13</b>	<b>\$27,287</b>	<b>\$136,171</b>	<b>\$170,664</b>	<b>\$7,205</b>	<b>13.40</b>									
<b>1.5.5.1.1 TAGGING MAGNET</b>			<b>03-Sep-13</b>	<b>15-Oct-13</b>	<b>6.20</b>	<b>4.00</b>	<b>\$9,914</b>	<b>\$0</b>	<b>\$15,674</b>	<b>\$5,760</b>	<b>25.20</b>									
25511095		Proc, calibrate, Install NMR (TAGGING Mag) FY13	03-Sep-13	30-Sep-13	4.00	2.58	\$6,396	\$0	\$10,112	\$3,716	25.00									
25511095a		Proc, calibrate, Install NMR (TAGGING Mag) FY14	01-Oct-13	15-Oct-13	2.20	1.42	\$3,517	\$0	\$5,561	\$2,044	25.00									
<b>1.5.5.1.2 HODOSCOPE</b>			<b>03-Sep-13</b>	<b>01-Apr-14</b>	<b>28.20</b>	<b>7.13</b>	<b>\$17,374</b>	<b>\$136,171</b>	<b>\$154,990</b>	<b>\$1,445</b>	<b>13.40</b>									
25512005		Design Hodoscope Supprt (HODOSCP) FY13	03-Sep-13	30-Sep-13	4.00	1.29	\$3,223	\$0	\$3,223	\$0	29.40									
25512005a		Construct Hodoscope Supprt (HODOSCP) Part A	15-Oct-13	25-Nov-13	6.00	0.00	\$0	\$23,424	\$23,424	\$0	29.40									
25512005b		Design Hodoscope Supprt (HODOSCP) FY14	01-Oct-13	15-Oct-13	2.20	0.71	\$1,773	\$0	\$1,773	\$0	29.40									
25512010		Catholic University Tagger Hodoscope Fixed Array	03-Sep-13	01-Apr-14	28.00	0.00	\$0	\$45,007	\$45,007	\$0	13.40									
25512010a		Catholic University Tagger Hodoscope Fixed Array Oversight FY13	03-Sep-13	30-Sep-13	4.00	0.04	\$117	\$0	\$117	\$0	17.80									
25512010aa		Catholic University Tagger Hodoscope Fixed Array Oversight FY14	01-Oct-13	28-Feb-14	19.60	0.20	\$574	\$0	\$574	\$0	17.80									
25512013LOE		FY13 Travel (HODOSCP)	03-Sep-13	30-Sep-13	4.00	0.00	\$0	\$0	\$245	\$245	37.40									
25512056		Manufacturing Drawings for Hodoscope mag shield (HODOSCP)	03-Sep-13	30-Sep-13	4.00	0.72	\$1,649	\$0	\$1,649	\$0	30.00									
25512060		Fab Hodoscope mag shields	01-Oct-13	20-Nov-13	7.40	0.00	\$0	\$8,000	\$8,000	\$0	30.00									
25512065		Manufacturing Drawings for microscope cooling FY13	03-Sep-13	30-Sep-13	4.00	0.82	\$1,968	\$0	\$1,968	\$0	13.80									
25512065a		Manufacturing Drawings for microscope cooling FY14	01-Oct-13	06-Feb-14	16.40	3.36	\$8,070	\$0	\$8,070	\$0	13.80									
25512070		Fab microscope cooling	26-Feb-14	28-Mar-14	4.60	0.00	\$0	\$5,900	\$7,100	\$1,200	13.80									

■ Primary Baseline    ■ Remaining Work    ◆ Baseline Milestone  
■ Actual Work    ■ Critical Remaining Work    ◆ Milestone

Activity ID	CR 14-001	Activity Name	Start	Finish	Original Duration	Budgeted Labor Units	Budgeted Labor Cost	Budgeted Material Cost	Budgeted Total Cost	Budgeted Nonlabor Cost	Total Float	B	FY2014	FY2015	FY2016	FY2017	FY2018	FY2019	FY2020	21
25512131		UConn TAGM Contract - Procurement of Supplies for Construction	03-Sep-13	30-Sep-13	4.00	0.00	\$0	\$3,500	\$3,500	\$0	17.80									
25512136		UConn TAGM Contract - Production 1st Article Opt Fib Bundle	03-Sep-13	30-Sep-13	4.00	0.00	\$0	\$3,329	\$3,329	\$0	17.80									
25512146		UConn TAGM Contract - Complete Construction of TAGM Enclosure	03-Sep-13	27-Nov-13	12.40	0.00	\$0	\$3,447	\$3,447	\$0	17.80									
25512151		UConn TAGM Contract - Testing of TAGM Electronic Boards	03-Sep-13	30-Sep-13	4.00	0.00	\$0	\$2,017	\$2,017	\$0	17.80									
25512156		UConn TAGM Contract - Complete 20 Optical Fiber Bundles	03-Sep-13	20-Dec-13	15.40	0.00	\$0	\$28,938	\$28,938	\$0	17.80									
25512161		UConn TAGM Contract - Complete Construction of Fiber Array Enclosure	03-Sep-13	20-Dec-13	15.40	0.00	\$0	\$3,572	\$3,572	\$0	17.80									
25512166		UConn TAGM Contract - Complete Assembly of Full Enclosure at UConn	03-Sep-13	31-Jan-14	19.60	0.00	\$0	\$3,782	\$3,782	\$0	17.80									
25512171		UConn TAGM Contract - Disassemble TAGM and Prepare for Shipment to JLab	03-Sep-13	28-Feb-14	23.60	0.00	\$0	\$2,627	\$2,627	\$0	17.80									
25512176		UConn TAGM Contract - TAGM Delivered to JLab	03-Sep-13	28-Feb-14	23.60	0.00	\$0	\$2,627	\$2,627	\$0	17.80									
<b>1.5.5.2 TARGET</b>			<b>03-Sep-13</b>	<b>18-Aug-14</b>	<b>47.60</b>	<b>61.68</b>	<b>\$128,508</b>	<b>\$73,947</b>	<b>\$243,311</b>	<b>\$40,856</b>	<b>14.60</b>									
2552001		Prepare Procurements/Fabrication Packages FY13 (TARGET)	03-Sep-13	30-Sep-13	4.00	0.40	\$977	\$0	\$977	\$0	9.60									
2552001a		Prepare Procurements/Fabrication Packages FY14 (TARGET)	01-Oct-13	14-Oct-13	2.00	0.20	\$488	\$0	\$488	\$0	9.60									
2552005		Proc Gas Handling Sys (TARGET) - Procurement	03-Sep-13	11-Nov-13	10.00	0.00	\$0	\$7,800	\$7,800	\$0	13.60									
2552005a		Proc Gas Handling Sys (TARGET) - Expenses FY13	03-Sep-13	30-Sep-13	4.00	0.00	\$0	\$0	\$3,632	\$3,632	13.60									
2552005b		Proc Gas Handling Sys (TARGET) - Expenses FY14	01-Oct-13	11-Nov-13	6.00	0.00	\$0	\$0	\$5,448	\$5,448	13.60									
2552006		Install Gas Handling Sys (TARGET)	10-Jan-14	12-May-14	17.20	9.14	\$17,358	\$0	\$17,858	\$500	15.80									
2552007		Install Gas Tank (TARGET)	10-Jan-14	05-Feb-14	3.60	0.00	\$0	\$18,500	\$18,500	\$0	3.80									
2552008		Manufacturing Drawings for gas System (Target) FY13	03-Sep-13	30-Sep-13	4.00	0.93	\$2,247	\$0	\$2,247	\$0	19.20									
2552008a		Manufacturing Drawings for gas System (Target) FY14	01-Oct-13	05-Dec-13	9.20	2.14	\$5,168	\$0	\$5,168	\$0	19.20									
2552010		Proc Controls (TARGET) - Procurement	03-Sep-13	04-Dec-13	13.00	0.00	\$0	\$7,000	\$7,000	\$0	33.40									
2552010a		Proc Controls (TARGET) - Expenses FY13	03-Sep-13	30-Sep-13	4.00	0.00	\$0	\$0	\$231	\$231	33.40									
2552010b		Proc Controls (TARGET) - Expenses FY14	01-Oct-13	04-Dec-13	9.00	0.00	\$0	\$0	\$519	\$519	33.40									
2552012		Program Target Controls	07-Oct-13	19-Dec-13	10.40	4.00	\$10,834	\$0	\$10,834	\$0	42.80									
2552015		Fab Isolation Vac Pumping Sys (TARGET) (Previously Obligated)	03-Sep-13	12-Nov-13	10.20	0.00	\$0	\$11,509	\$11,509	\$0	25.80									
2552015a		Fab Isolation Vac Pumping Sys (TARGET)	03-Sep-13	12-Nov-13	10.20	0.00	\$0	\$14,888	\$14,888	\$0	25.80									
2552018a		Fab Outer Vac/Scattering Chamb (TARGET)	15-Oct-13	09-Dec-13	7.60	7.00	\$13,901	\$0	\$24,767	\$10,866	10.40									
2552023aa		Fab Target Cells (TARGET) FY13	03-Sep-13	30-Sep-13	4.00	0.36	\$665	\$0	\$896	\$231	2.20									
2552023aaa		Fab Target Cells (TARGET) FY14	01-Oct-13	17-Feb-14	17.80	1.61	\$2,956	\$0	\$3,985	\$1,029	2.20									
2552028		Prepare Procurements/Fabrication Packages solid target (TARGET)	03-Feb-14	01-Apr-14	8.40	12.60	\$26,395	\$0	\$26,395	\$0	26.20									
2552028a		Fabricate solid target (proc)	03-Apr-14	27-May-14	7.60	0.00	\$0	\$0	\$14,800	\$14,800	26.20									
2552028b		Fabricate solid target (labor)	03-Apr-14	27-May-14	7.60	10.00	\$19,558	\$0	\$19,558	\$0	26.20									
2552032		Manufacturing Drawings for cryo system (Target) FY13	03-Sep-13	30-Sep-13	4.00	1.53	\$3,776	\$0	\$3,776	\$0	20.00									
2552032a		Manufacturing Drawings for cryo system (Target) FY14	01-Oct-13	14-Oct-13	2.00	0.77	\$1,888	\$0	\$1,888	\$0	20.00									
2552033		Procure heat xchngr and cryo hardware	03-Sep-13	30-Sep-13	4.00	0.00	\$0	\$1,650	\$1,650	\$0	20.00									
2552035		Fab Positioning/Mounting Sys (TARGET)	01-Nov-13	13-Jan-14	8.40	0.00	\$0	\$12,600	\$16,200	\$3,600	7.00									
2552040		Assemble Target (TARGET)	18-Feb-14	18-Aug-14	25.60	11.00	\$22,298	\$0	\$22,298	\$0	2.20									
<b>1.5.5.3 BEAMLINE COMPONENTS</b>			<b>03-Sep-13</b>	<b>01-Apr-15</b>	<b>77.80</b>	<b>161.64</b>	<b>\$350,140</b>	<b>\$352,742</b>	<b>\$703,369</b>	<b>\$487</b>	<b>75.20</b>									
2553005		Proc Raw Radiator Diamond Crystals (BL Compnts)	01-Oct-13	20-Aug-14	43.80	0.00	\$0	\$37,440	\$37,440	\$0	75.40									
2553010		Thinning-Characterization-Mounting of Radiator Diamond Crystals (BL Compnts) Phase 1	05-Dec-13	30-Sep-14	40.40	0.00	\$0	\$53,500	\$53,500	\$0	75.40									
2553010a		Thinning-Characterization-Mounting of Radiator Diamond Crystals (BL Compnts)	01-Oct-14	01-Apr-15	24.00	0.00	\$0	\$30,000	\$30,000	\$0	75.40									
2553011		Diamond contractor and procurements support (BL Compnts) FY13	03-Sep-13	30-Sep-13	4.00	0.24	\$698	\$0	\$698	\$0	0.00									
2553011a		Diamond contractor and procurements support (BL Compnts) FY14	01-Oct-13	30-Sep-14	49.40	2.96	\$8,613	\$0	\$8,613	\$0	0.00									
2553016		Build Vacuum Housing for Goniometer (BL Compnts)	04-Nov-13	06-Feb-14	11.60	0.00	\$0	\$24,147	\$24,147	\$0	14.20									
2553017		Procure vacuum gauges and valves for tagger beamline	03-Sep-13	22-Oct-13	7.20	0.00	\$0	\$3,225	\$3,225	\$0	41.60									
2553020		Write Control Software for Goniometer (BL Compnts)	02-Dec-13	06-Jun-14	25.00	8.00	\$23,315	\$0	\$23,315	\$0	5.40									
2553027		Install Goniometer (BL Compnts)	23-Apr-14	19-Jun-14	8.20	15.00	\$37,524	\$0	\$37,524	\$0	3.60									
2553029		Survey Goniometer (BL Compnts)	20-Jun-14	04-Sep-14	10.60	11.00	\$29,838	\$0	\$29,838	\$0	3.60									
2553035		Proc Pair Spectrometer Mag Pwr Supply (BL Compnts)	03-Sep-13	30-Sep-13	4.00	0.00	\$0	\$74,300	\$74,300	\$0	7.20									
2553036		Proc Parts for Pair Spectrometer	03-Sep-13	30-Sep-13	4.00	0.00	\$0	\$1,360	\$1,360	\$0	31.00									
2553041		Build PS low granularity Support Frame	03-Sep-13	01-Oct-13	4.20	0.00	\$0	\$620	\$620	\$0	31.00									
2553042		Fabricate PS High Granularity Counters	03-Sep-13	30-Sep-13	4.00	3.80	\$7,619	\$0	\$7,619	\$0	42.60									
2553044		Build PS High granularity Support Frame	03-Oct-13	20-Dec-13	11.00	0.00	\$0	\$5,580	\$5,580	\$0	31.00									
2553050		Proc Pair convertor insertion device (BL Compnts) (Previously Obligated)	03-Sep-13	12-Nov-13	10.20	0.00	\$0	\$13,325	\$13,325	\$0	21.60									
2553052		Proc Pair convertor insertion device (BL Compnts)	03-Sep-13	12-Nov-13	10.20	0.00	\$0	\$3,702	\$3,702	\$0	21.60									
2553055		Assemble and Test Pair convertor (BL Compnts)	26-Nov-13	18-Mar-14	14.00	11.00	\$23,994	\$0	\$23,994	\$0	21.60									

— Primary Baseline   
 — Remaining Work   
 — Critical Remaining Work   
 ◆ Baseline Milestone   
 ◆ Milestone



Activity ID	CR 14-001	Activity Name	Start	Finish	Original Duration	Budgeted Labor Units	Budgeted Labor Cost	Budgeted Material Cost	Budgeted Total Cost	Budgeted Nonlabor Cost	Total Float	FY2014	FY2015	FY2016	FY2017	FY2018	FY2019	FY2020	21
2553057		Scientific support for Pair spectrometer characterization(BL Compnts) FY13	30-Sep-13	30-Sep-13	0.20	0.05	\$150	\$0	\$150	\$0	38.20								
2553057a		Scientific support for Pair spectrometer characterization(BL Compnts) FY14	01-Oct-13	19-May-14	30.80	7.95	\$23,165	\$0	\$23,165	\$0	38.20								
2553062		UConn Contract - Procure Readout Electronics for Active Collimator	03-Sep-13	28-Oct-13	8.00	0.00	\$0	\$6,000	\$6,000	\$0	30.00								
2553063		UConn Contract - Assembly and Test of Active Collimator	03-Sep-13	20-Dec-13	15.40	0.00	\$0	\$6,192	\$6,192	\$0	30.00								
2553064		UConn Contract - Delivery of Active Collimator to JLab	03-Sep-13	20-Dec-13	15.40	0.00	\$0	\$679	\$679	\$0	30.00								
2553072a		Program & test Collimator Table (BL Components) FY13	03-Sep-13	30-Sep-13	4.00	0.85	\$2,462	\$0	\$2,462	\$0	31.20								
2553072b		Program & test Collimator Table (BL Components) FY14	01-Oct-13	12-Dec-13	10.20	2.16	\$6,279	\$0	\$6,279	\$0	31.20								
2553075		Test Active Collimator (BL Compnts)	08-Jul-14	02-Sep-14	8.00	17.00	\$6,438	\$0	\$6,438	\$0	4.00								
2553080		Proc Active Collimator Control Equipment (HaID)	03-Sep-13	02-Jul-14	41.00	0.00	\$0	\$15,624	\$15,624	\$0	4.40								
2553085		Support Control Active Collimator (HaID) FY13	03-Sep-13	30-Sep-13	4.00	0.29	\$843	\$0	\$843	\$0	4.00								
2553085a		Support Control Active Collimator (HaID) FY14	01-Oct-13	07-Jul-14	37.40	2.71	\$7,881	\$0	\$7,881	\$0	4.00								
2553090		Proc Hardware for Active Collimator Control (Accelerator Grp)	03-Sep-13	02-Jun-14	36.60	0.00	\$0	\$18,800	\$18,800	\$0	8.80								
2553095		Design Install Feedback System for Active Collimator (Accelerator Grp) FY13	03-Sep-13	30-Sep-13	4.00	2.24	\$4,618	\$0	\$4,618	\$0	8.80								
2553095a		Design Install Feedback System for Active Collimator (Accelerator Grp) FY14	01-Oct-13	02-Jun-14	32.60	18.26	\$37,634	\$0	\$37,634	\$0	8.80								
2553110		Manufacturing Drawings for Goniometer vacuum chamber	03-Sep-13	30-Sep-13	4.00	0.70	\$1,646	\$0	\$1,646	\$0	19.00								
2553125		Install mounting frame for low granularity PS detectors	21-Oct-13	20-Dec-13	8.60	3.65	\$6,809	\$0	\$6,896	\$87	31.00								
2553130		Manufacturing Drawings of cooling system for PS detector	04-Oct-13	12-Dec-13	9.60	7.99	\$18,442	\$0	\$18,442	\$0	27.40								
2553135		Procure cooling system for PS detector	12-Dec-13	24-Feb-14	8.80	0.00	\$0	\$5,600	\$5,600	\$0	27.40								
2553140		Manufacturing Drawings of Amorphous target insertion device (E-beam) FY13	03-Sep-13	30-Sep-13	4.00	0.75	\$1,672	\$0	\$1,672	\$0	23.40								
2553140a		Manufacturing Drawings of Amorphous target insertion device (E-beam) FY14	01-Oct-13	14-Nov-13	6.60	1.25	\$2,758	\$0	\$2,758	\$0	23.40								
2553145		Fab Amorphous insertion device (e-beam) (Previously Obligated)	03-Sep-13	11-Dec-13	14.00	0.00	\$0	\$15,066	\$15,066	\$0	23.40								
2553147		Fab Amorphous insertion device (e-beam)	03-Sep-13	11-Dec-13	14.00	0.00	\$0	\$4,344	\$4,344	\$0	23.40								
2553150		Manufacturing Drawings of polarimeter vacuum chamber	16-Dec-13	05-Mar-14	9.80	9.00	\$20,614	\$0	\$20,614	\$0	16.20								
2553155		Fab polarimeter vacuum chamber	18-Mar-14	24-Mar-14	1.00	0.00	\$0	\$5,900	\$5,900	\$0	16.20								
2553157		Install polarimeter	25-Mar-14	05-Jun-14	10.40	3.00	\$6,573	\$0	\$6,773	\$200	16.20								
2553160		Manufacturing Drawings of radiator holder	05-Dec-13	03-Feb-14	6.80	6.00	\$13,742	\$0	\$13,742	\$0	3.60								
2553165		Fab radiator holder	05-Feb-14	19-Mar-14	6.20	0.00	\$0	\$3,600	\$3,600	\$0	3.60								
2553170		Procure goniometer vacuum pump/instrumentation	03-Sep-13	16-Dec-13	14.60	0.00	\$0	\$5,238	\$5,238	\$0	30.80								
2553175		Fab Tagger beamline components	03-Sep-13	30-Sep-13	4.00	0.90	\$1,651	\$0	\$1,651	\$0	52.60								
2553185		Manufacturing Drawings of Photon beamline to dump	26-Nov-13	07-Jan-14	4.20	7.00	\$16,637	\$0	\$16,637	\$0	26.60								
2553190		Fabricate photon beamline to dump	02-Dec-13	22-Jan-14	5.80	0.00	\$0	\$12,200	\$12,200	\$0	26.60								
2553195		Install photon beamline to dump	29-Jan-14	24-Mar-14	7.80	5.20	\$9,660	\$0	\$9,760	\$100	26.60								
2553200		Manufacturing Drawings of Total Absorption Counter	05-Feb-14	10-Mar-14	4.80	8.00	\$18,625	\$0	\$18,625	\$0	7.00								
2553205		Fabricate Total Absorption Counter Support	02-Apr-14	01-Jul-14	12.80	0.00	\$0	\$6,300	\$6,300	\$0	7.00								
2553210		Install Total Absorption Counter	02-Jul-14	11-Aug-14	5.60	4.70	\$10,242	\$0	\$10,342	\$100	7.00								
<b>1.5.6 INFRASTRUCTURE</b>			<b>03-Sep-13</b>	<b>01-Oct-14</b>	<b>53.80</b>	<b>819.12</b>	<b>\$1,877,579</b>	<b>\$282,601</b>	<b>\$2,273,820</b>	<b>\$113,640</b>	<b>99.80</b>								
<b>1.5.6.1 ASSEMBLY</b>			<b>05-Sep-13</b>	<b>25-Apr-14</b>	<b>31.40</b>	<b>24.20</b>	<b>\$48,988</b>	<b>\$13,522</b>	<b>\$63,111</b>	<b>\$600</b>	<b>12.80</b>								
2561040M		Delivery Complete for CDC (Assy)	01-Nov-13		0.00	0.00	\$0	\$0	\$0	\$0	12.60								
2561050M		Complete FDC (Assy)	01-Oct-13		0.00	0.00	\$0	\$0	\$0	\$0	0.20								
2561060M		Delivery Complete for TOF (Assy)	02-Dec-13		0.00	0.00	\$0	\$0	\$0	\$0	13.80								
2561110		Receive CDC for Storage (Assy)	24-Oct-13	27-Nov-13	5.00	5.00	\$11,299	\$2,656	\$13,955	\$0	12.60								
2561140		Receive FDC (Assy)	02-Oct-13	08-Oct-13	1.00	1.50	\$3,282	\$0	\$3,282	\$0	0.00								
2561145		Rail Mounting for FDC (Assy) FY13	05-Sep-13	30-Sep-13	3.60	2.93	\$5,562	\$0	\$5,899	\$338	0.00								
2561145a		Rail Mounting for FDC (Assy) FY14	01-Oct-13	18-Oct-13	2.80	2.28	\$4,326	\$0	\$4,588	\$263	0.00								
2561160		Receive TOF Detector Units (Assy)	02-Dec-13	13-Dec-13	2.00	1.50	\$3,282	\$0	\$3,282	\$0	13.80								
2561165		Mount TOF Counters onto Detector Frame (Assy)	03-Feb-14	25-Apr-14	12.00	11.00	\$21,238	\$10,866	\$32,104	\$0	12.80								
<b>1.5.6.2 INSTALLATION</b>			<b>03-Sep-13</b>	<b>01-Oct-14</b>	<b>53.80</b>	<b>794.92</b>	<b>\$1,828,590</b>	<b>\$269,079</b>	<b>\$2,210,710</b>	<b>\$113,040</b>	<b>99.80</b>								
2562000		Procured Labor (Bill Vulcan)	03-Sep-13	30-Sep-13	4.00	0.00	\$0	\$2,608	\$2,608	\$0	0.00								
2562005LOE		FY13 Work Cordinator (Installtn)	03-Sep-13	30-Sep-13	4.00	3.55	\$10,266	\$0	\$10,266	\$0	0.40								
2562006LOE		FY14 Work Cordinator (Installtn)	01-Oct-13	26-Sep-14	49.00	44.00	\$127,354	\$0	\$127,354	\$0	0.40								
2562013E		FY13 Travel (Installtn)	03-Sep-13	30-Sep-13	4.00	0.00	\$0	\$0	\$134	\$134	0.00								
2562014E		FY14 Travel (Installtn)	01-Oct-13	30-Sep-14	49.40	0.00	\$0	\$0	\$1,000	\$1,000	0.00								
2562035M		Assy of TOF (Installtn)	02-Dec-13		0.00	0.00	\$0	\$0	\$0	\$0	32.60								
2562045		Install Tagger Magnets & Chamber (Installtn) FY13	03-Sep-13	30-Sep-13	4.00	2.26	\$4,658	\$0	\$7,592	\$2,934	24.80								
2562045a		Install Tagger Magnets & Chamber (Installtn) FY14	01-Oct-13	15-Oct-13	2.20	1.25	\$2,562	\$0	\$4,176	\$1,614	24.80								

Primary Baseline Remaining Work Baseline Milestone  
 Actual Work Critical Remaining Work Milestone

Activity ID	CR 14-001	Activity Name	Start	Finish	Original Duration	Budgeted Labor Units	Budgeted Labor Cost	Budgeted Material Cost	Budgeted Total Cost	Budgeted Nonlabor Cost	Total Float	B								21	
												FY2014	FY2015	FY2016	FY2017	FY2018	FY2019	FY2020			
2562050		Install Tagger Pwr Supply (Installtn) FY13	03-Sep-13	30-Sep-13	4.00	4.52	\$8,609	\$0	\$9,965	\$1,356	8.80										
2562050a		Install Tagger Pwr Supply (Installtn) FY14	01-Oct-13	10-Oct-13	1.60	1.81	\$3,444	\$0	\$3,986	\$543	8.80										
2562060		Survey & Align tagger beamline (Installtn)	01-Nov-13	22-Nov-13	3.20	1.39	\$2,818	\$0	\$2,818	\$0	41.60										
2562061		Field Map Tagging Magnet (Installtn)	01-Oct-13	09-Jan-14	12.60	9.40	\$22,263	\$0	\$22,263	\$0	24.80										
2562063		Fab field map fixture tagging magnet	03-Sep-13	16-Oct-13	6.40	0.00	\$0	\$1,840	\$1,840	\$0	28.80										
2562065		Install Pwr for Tagger Electrn's (Installtn)	09-Jan-14	06-Feb-14	4.00	3.70	\$7,002	\$0	\$7,002	\$0	23.20										
2562080		Install Hodoscope (Installtn)	02-Apr-14	15-Apr-14	2.00	11.70	\$24,784	\$0	\$28,084	\$3,300	13.40										
2562085		Racks - Install Tagger FY13	03-Sep-13	30-Sep-13	4.00	0.21	\$379	\$0	\$400	\$21	33.80										
2562085a		Racks - Install Tagger FY14	01-Oct-13	11-Oct-13	1.80	0.09	\$170	\$0	\$180	\$9	33.80										
2562090		Install Tagger Electrn's (Installtn)	07-Jan-14	21-Jan-14	2.00	6.20	\$11,512	\$0	\$16,341	\$4,829	25.60										
2562091M		Tagger Ready For Beam (Installtn)		04-Sep-14	0.00	0.00	\$0	\$0	\$0	\$0	3.60										
2562095		Cables - Install on Trays Detector to Racks Tagger	17-Apr-14	30-Apr-14	2.00	2.00	\$3,643	\$0	\$3,643	\$0	13.40										
2562095a		Cables - Route and Connect on Detector Tagger	07-May-14	20-May-14	2.00	2.00	\$3,643	\$0	\$3,643	\$0	13.40										
2562095b		Cables - Route on Racks Tagger	21-May-14	28-May-14	1.00	1.00	\$1,822	\$0	\$1,822	\$0	13.40										
2562095c		Cables - Connect to Crate Electronics Tagger	29-May-14	11-Jun-14	2.00	2.00	\$4,734	\$0	\$4,734	\$0	13.40										
2562098		Install Tagger Quad Stand & Magnet (Installtn)	18-Oct-13	30-Jan-14	12.80	5.20	\$10,170	\$0	\$10,170	\$0	34.00										
2562099		Cables - Install on Trays Detector to Racks Pair Spectrometer	03-Sep-13	20-Sep-13	2.80	2.00	\$3,643	\$0	\$3,643	\$0	43.00										
2562099a		Cables - Route and Connect on Detector Pair Spectrometer	06-Jan-14	17-Jan-14	2.00	2.00	\$3,643	\$0	\$3,643	\$0	30.00										
2562099b		Cables - Route on Racks Pair Spectrometer	21-Jan-14	27-Jan-14	1.00	1.00	\$1,822	\$0	\$1,822	\$0	30.00										
2562099c		Cables - Connect to Crate Electronics Pair Spectrometer	28-Jan-14	10-Feb-14	2.00	2.00	\$4,734	\$0	\$4,734	\$0	30.00										
2562165		Install High Granularity Pair Spectrometer (Installtn)	29-Jan-14	18-Mar-14	7.00	5.60	\$11,989	\$0	\$12,289	\$300	27.40										
2562170		Install Photon Beam Profiler (Installtn)	26-Mar-14	28-Apr-14	4.80	5.10	\$12,076	\$0	\$12,176	\$100	21.60										
2562175		Install Hydrogen Target and Start Counter Inside Detector (Installtn)	02-Sep-14	15-Sep-14	2.00	14.70	\$27,284	\$0	\$33,284	\$6,000	2.20										
2562180		Install Photon BL Tag Hall (Installtn)	22-Oct-13	22-Nov-13	4.80	2.41	\$4,714	\$1,690	\$6,516	\$112	41.60										
2562181		Install Photon BL Colli. Cave (Installtn) - Procurement	03-Sep-13	20-Dec-13	15.40	0.00	\$0	\$1,751	\$1,751	\$0	38.00										
2562181a		Install Photon BL Colli. Cave (Installtn) - Labor/Expenses FY13	03-Sep-13	30-Sep-13	4.00	0.50	\$960	\$0	\$990	\$30	38.00										
2562181b		Install Photon BL Colli. Cave (Installtn) - Labor/Expenses FY14	01-Oct-13	20-Dec-13	11.40	1.42	\$2,735	\$0	\$2,821	\$86	38.00										
2562205		Install NIM and CAEN Crates in Counting Room (Installtn)	21-Nov-13	20-Dec-13	4.00	4.00	\$9,472	\$0	\$9,472	\$0	3.40										
2562206		Install Computers in Counting Room (Installtn) Part B	02-Jan-14	27-Jan-14	3.40	4.00	\$9,472	\$0	\$9,472	\$0	34.60										
2562210		Install Supprt Electrn's in Counting Room (Installtn)	02-Jan-14	30-Jan-14	4.00	0.00	\$0	\$0	\$12,073	\$12,073	3.40										
2562214		Fab field map fixture for PS magnet	11-Oct-13	20-Dec-13	9.80	0.00	\$0	\$6,390	\$6,390	\$0	31.60										
2562216		Field Map PS magnet	02-Jan-14	17-Feb-14	6.40	5.20	\$11,871	\$0	\$11,871	\$0	31.60										
2562225		Mount Bcal in Solenoid (Installtn)	03-Sep-13	30-Sep-13	4.00	7.20	\$14,422	\$0	\$17,422	\$3,000	0.00										
2562230		Attach readout wedges to the BCAL modules in situ (Installtn) FY13	03-Sep-13	30-Sep-13	4.00	3.64	\$7,037	\$0	\$7,719	\$682	35.80										
2562230a		Attach readout wedges to the BCAL modules in situ (Installtn) FY14	01-Oct-13	20-Dec-13	11.40	10.38	\$20,056	\$0	\$21,999	\$1,943	35.80										
2562231		Manufacturing Drawings of BCAL Lateral support	03-Oct-13	30-Oct-13	4.00	2.20	\$5,172	\$0	\$5,172	\$0	32.00										
2562232		Fab BCAL lateral support	28-Oct-13	26-Nov-13	4.40	0.00	\$0	\$3,800	\$3,800	\$0	32.00										
2562233		Install BCAL lateral support	16-Dec-13	29-Jan-14	4.80	2.10	\$3,958	\$0	\$4,258	\$300	32.00										
2562235		Comp B-cal Assy (Installtn)	30-Jan-14	12-Feb-14	2.00	4.60	\$9,286	\$2,415	\$11,701	\$0	32.20										
2562245		Racks - Install Hall Lower Level Upstream (U1)	01-Oct-13	10-Oct-13	1.60	0.50	\$917	\$0	\$917	\$0	32.40										
2562246		Racks - Install Hall Lower Level Upstream South (US1)	21-Oct-13	21-Nov-13	4.80	1.90	\$3,473	\$0	\$3,473	\$0	39.80										
2562250		Install Pwr to Racks Upstream Platform (Installtn) - Procurement	09-Sep-13	26-Nov-13	11.40	0.00	\$0	\$20,645	\$20,645	\$0	32.40										
2562250a		Install Pwr to Racks Upstream Platform (Installtn) - Labor FY13	03-Sep-13	30-Sep-13	4.00	2.53	\$4,602	\$0	\$4,602	\$0	33.20										
2562250b		Install Pwr to Racks Upstream Platform (Installtn) - Labor FY14	01-Oct-13	20-Nov-13	7.40	4.67	\$8,514	\$0	\$8,514	\$0	33.20										
2562270		Install Supprt Electrn's, Platform #1 (Installtn)	04-Nov-13	15-Jan-14	8.60	6.00	\$10,930	\$0	\$19,381	\$8,451	11.20										
2562275		Cables - Install on Trays Detector to Racks BCAL FY13	27-Sep-13	30-Sep-13	0.40	1.00	\$1,828	\$0	\$1,828	\$0	11.60										
2562275a		Cables - Route and Connect on Detector BCAL	28-Oct-13	06-Dec-13	5.60	8.00	\$14,624	\$0	\$14,624	\$0	12.60										
2562275b		Cables - Route on Racks BCAL	18-Nov-13	20-Dec-13	4.60	3.00	\$5,478	\$0	\$5,478	\$0	12.60										
2562275c		Cables - Connect to Crate Electronics BCAL	25-Nov-13	20-Dec-13	3.60	4.00	\$8,377	\$0	\$8,377	\$0	12.60										
2562275d		Cables - Install on Trays Detector to Racks BCAL FY14	01-Oct-13	30-Oct-13	4.40	11.00	\$20,108	\$0	\$20,108	\$0	11.60										
2562278		BCAL DAQ Control and Trigger set-up	05-Nov-13	14-Jan-14	8.20	9.00	\$26,230	\$0	\$26,230	\$0	12.60										
2562280		Technical Support for Bcal Testing (Installtn)	10-Jan-14	23-Apr-14	14.60	6.00	\$13,111	\$0	\$13,111	\$0	3.40										
2562281		Analyze BCAL Performance inside solenoid	15-Jan-14	01-Jul-14	23.60	8.00	\$23,315	\$0	\$23,315	\$0	12.60										
2562290		Cables - Install on Trays Detector to Racks CDC	05-Dec-13	12-Dec-13	1.20	5.00	\$9,134	\$0	\$9,134	\$0	26.80										
2562290a		Cables - Route and Connect on Detector CDC	09-Dec-13	15-Jan-14	4.00	8.00	\$14,611	\$0	\$14,611	\$0	26.80										

— Primary Baseline   
 ■ Remaining Work   
 ◆ Baseline Milestone  
■ Actual Work   
 ■ Critical Remaining Work   
 ◆ Milestone



Activity ID	CR 14-001	Activity Name	Start	Finish	Original Duration	Budgeted Labor Units	Budgeted Labor Cost	Budgeted Material Cost	Budgeted Total Cost	Budgeted Nonlabor Cost	Total Float	B	FY2014	FY2015	FY2016	FY2017	FY2018	FY2019	FY2020	21
2562290b		Cables - Route on Racks CDC	13-Jan-14	22-Jan-14	1.40	2.00	\$3,643	\$0	\$3,643	\$0	26.80									
2562290c		Cables - Connect to Crate Electronics CDC	21-Jan-14	28-Jan-14	1.20	3.00	\$6,556	\$0	\$6,556	\$0	26.80									
2562300		Mounting CDC on cart align and insert into solenoid (Installtn)	23-Jan-14	10-Feb-14	2.60	7.00	\$16,041	\$0	\$16,041	\$0	6.80									
2562301		CDC mounting electronics and other connections in situ (Installtn)	11-Feb-14	03-Mar-14	3.00	6.00	\$14,201	\$0	\$14,201	\$0	6.80									
2562303		Install FDC/CDC Alignment Check System (Installtn)	10-Feb-14	21-Feb-14	2.00	5.00	\$10,232	\$0	\$10,232	\$0	10.20									
2562330		Racks - Install Hall Upper Level Upstream (U2)	03-Sep-13	30-Sep-13	4.00	2.10	\$3,934	\$0	\$3,994	\$60	35.80									
2562335		Install Pwr to Racks Platform #2 (Installtn) - Procurement	03-Sep-13	20-Dec-13	15.40	0.00	\$0	\$29,338	\$29,338	\$0	38.00									
2562335a		Install Pwr to Racks Platform #2 (Installtn) - Labor FY13	03-Sep-13	30-Sep-13	4.00	1.09	\$2,052	\$0	\$2,052	\$0	38.00									
2562335b		Install Pwr to Racks Platform #2 (Installtn) - Labor FY14	01-Oct-13	20-Dec-13	11.40	3.12	\$5,849	\$0	\$5,849	\$0	38.00									
2562355		Install Supprt Electrnc's Platform #2 (Installtn) - Procurement	03-Sep-13	04-Nov-13	9.00	0.00	\$0	\$8,451	\$8,451	\$0	44.40									
2562355a		Install Supprt Electrnc's Platform #2 (Installtn) - Labor FY13	03-Sep-13	30-Sep-13	4.00	2.67	\$4,892	\$0	\$4,892	\$0	44.40									
2562355b		Install Supprt Electrnc's Platform #2 (Installtn) - Labor FY14	01-Oct-13	04-Nov-13	5.00	3.33	\$6,115	\$0	\$6,115	\$0	44.40									
2562360		Install FDC on Platform (Installtn)	07-Oct-13	14-Oct-13	1.20	3.60	\$7,240	\$3,622	\$10,862	\$0	0.00									
2562365		Alignment of FDC (Installtn)	15-Oct-13	23-Oct-13	1.40	4.00	\$8,398	\$0	\$8,398	\$0	0.00									
2562370		Cables - Install on Trays Detector to Racks FDC	04-Nov-13	03-Dec-13	4.00	7.00	\$12,802	\$0	\$12,802	\$0	0.00									
2562370a		Cables - Route and Connect on Detector FDC	04-Nov-13	13-Dec-13	5.60	6.00	\$10,930	\$0	\$10,930	\$0	0.60									
2562370b		Cables - Route on Racks FDC	09-Dec-13	07-Jan-14	2.80	6.00	\$10,968	\$0	\$10,968	\$0	0.60									
2562370c		Cables - Connect to Crate Electronics FDC	09-Dec-13	25-Feb-14	9.60	3.00	\$6,556	\$0	\$6,556	\$0	0.60									
2562380		Insertion of FDC (Installtn)	13-Jan-14	22-Jan-14	1.40	8.20	\$17,352	\$12,073	\$29,425	\$0	0.00									
2562385		Cooling Sys Checks for FDC (Installtn)	23-Jan-14	03-Feb-14	1.60	2.40	\$4,827	\$0	\$4,827	\$0	0.00									
2562392		Procure final hardware for Drift Chamber gas systems (Previously Obligated)	03-Sep-13	11-Oct-13	5.80	0.00	\$0	\$26,348	\$26,348	\$0	9.40									
2562392a		Procure final hardware for Drift Chamber gas systems	03-Sep-13	11-Oct-13	5.80	0.00	\$0	\$26,852	\$26,852	\$0	9.40									
2562393		Install/test gas systems	01-Nov-13	28-Jan-14	10.40	31.68	\$63,268	\$0	\$63,796	\$528	0.80									
2562405		Install Pwr to FCAL/TOF Racks (Installtn)	03-Sep-13	18-Dec-13	15.00	0.00	\$0	\$19,559	\$19,559	\$0	0.00									
2562420		Install Supprt Electrnc's FCAL/TOF Racks (Installtn)	03-Feb-14	31-Mar-14	8.20	6.00	\$10,930	\$0	\$23,003	\$12,073	25.60									
2562435		Engineering Support for Detector Installation 2013 (Installtn)	03-Sep-13	30-Sep-13	4.00	1.66	\$3,953	\$0	\$3,953	\$0	25.80									
2562440		Engineering Support for Tagger Installation 2013 (Installtn)	03-Sep-13	30-Sep-13	4.00	0.94	\$1,990	\$0	\$1,990	\$0	46.20									
2562445		Engineering Support for Installation 2013 (Installtn)	03-Sep-13	30-Sep-13	4.00	3.39	\$8,123	\$0	\$8,123	\$0	3.80									
2562445a		Engineering Support for Installation 2014 (Installtn)	01-Oct-13	03-Sep-14	45.60	38.61	\$92,604	\$0	\$92,604	\$0	3.80									
2562450		Install TOF Sys (Installtn)	08-Apr-14	30-Apr-14	3.40	6.10	\$11,645	\$0	\$12,845	\$1,200	12.80									
2562455		Cables - Install on Trays Detector to Racks TOF	01-May-14	07-May-14	1.00	4.00	\$7,286	\$0	\$7,286	\$0	12.80									
2562455a		Cables - Route and Connect on Detector TOF	15-May-14	21-May-14	1.00	4.00	\$7,286	\$0	\$7,286	\$0	12.80									
2562455b		Cables - Route on Racks TOF	22-May-14	29-May-14	1.00	2.00	\$3,643	\$0	\$3,643	\$0	12.80									
2562455c		Cables - Connect to Crate Electronics TOF	30-May-14	02-Jun-14	0.40	2.00	\$4,734	\$0	\$4,734	\$0	12.80									
2562460		Test TOF Sys (Installtn)	08-May-14	05-Jun-14	4.00	10.00	\$20,398	\$0	\$20,398	\$0	16.20									
2562466		Install Dark Room for Fcal (Installtn)	03-Sep-13	30-Sep-13	4.00	1.53	\$3,376	\$0	\$4,226	\$850	15.80									
2562475		Cables - Install on Trays Detector to Racks FCAL FY13 (FY14 @ 2562475d)	03-Sep-13	30-Sep-13	4.00	3.69	\$6,749	\$0	\$6,749	\$0	15.80									
2562475a		Cables - Route and Connect on Detector FCAL FY13	03-Sep-13	30-Sep-13	4.00	0.82	\$1,500	\$0	\$1,500	\$0	16.60									
2562475aa		Cables - Route and Connect on Detector FCAL FY14	01-Oct-13	25-Oct-13	3.80	0.78	\$1,425	\$0	\$1,425	\$0	16.60									
2562475b		Cables - Route on Racks FCAL FY13	03-Sep-13	30-Sep-13	4.00	0.52	\$950	\$0	\$950	\$0	16.60									
2562475ba		Cables - Route on Racks FCAL FY14	01-Oct-13	05-Nov-13	5.20	0.68	\$1,236	\$0	\$1,236	\$0	16.60									
2562475c		Cables - Connect to Crate Electronics FCAL FY13	03-Sep-13	30-Sep-13	4.00	0.39	\$846	\$0	\$846	\$0	16.60									
2562475ca		Cables - Connect to Crate Electronics FCAL FY14	01-Oct-13	27-Nov-13	8.40	0.81	\$1,777	\$0	\$1,777	\$0	16.60									
2562475d		Cables - Install on Trays Detector to Racks FCAL FY14 (FY13 @ 2562475)	01-Oct-13	08-Oct-13	1.20	1.11	\$2,025	\$0	\$2,025	\$0	15.80									
2562478		FCAL DAQ and Trigger_Setup FY13	03-Sep-13	30-Sep-13	4.00	1.71	\$4,426	\$0	\$4,426	\$0	16.60									
2562478a		FCAL DAQ and Trigger_Setup FY14	01-Oct-13	27-Feb-14	19.40	8.29	\$21,465	\$0	\$21,465	\$0	16.60									
2562480		Install Pulsing Sys for Fcal (Installtn) FY13	03-Sep-13	30-Sep-13	4.00	0.35	\$764	\$0	\$2,136	\$1,372	15.80									
2562480a		Install Pulsing Sys for Fcal (Installtn) FY14	01-Oct-13	17-Mar-14	21.80	1.90	\$4,164	\$0	\$11,642	\$7,478	15.80									
2562482		Test and analyze FCAL detector FY13	03-Sep-13	30-Sep-13	4.00	0.76	\$2,217	\$0	\$2,217	\$0	16.60									
2562482a		Test and analyze FCAL detector FY14	01-Oct-13	03-Jun-14	32.80	6.24	\$18,184	\$0	\$18,184	\$0	16.60									
2562485		Install Start Counter Onto LH Target (Installtn)	19-Aug-14	02-Sep-14	2.00	6.90	\$17,295	\$0	\$17,295	\$0	2.20									
2562490		Cables - Install on Trays Detector to Racks Start Counter	18-Aug-14	19-Aug-14	0.40	2.00	\$3,643	\$0	\$3,643	\$0	3.80									
2562490a		Cables - Route and Connect on Detector Start Counter	20-Aug-14	21-Aug-14	0.40	2.00	\$3,643	\$0	\$3,643	\$0	8.20									
2562490b		Cables - Route on Racks Start Counter	22-Aug-14	25-Aug-14	0.40	1.00	\$1,822	\$0	\$1,822	\$0	8.20									
2562490c		Cables - Connect to Crate Electronics Start Counter	26-Aug-14	27-Aug-14	0.40	2.00	\$4,734	\$0	\$4,734	\$0	8.20									

█ Primary Baseline   
 █ Remaining Work   
 ◆ Baseline Milestone  
█ Actual Work   
 █ Critical Remaining Work   
 ◆ Milestone

Activity ID	CR 14-001	Activity Name	Start	Finish	Original Duration	Budgeted Labor Units	Budgeted Labor Cost	Budgeted Material Cost	Budgeted Total Cost	Budgeted Nonlabor Cost	Total Float	FY2014	FY2015	FY2016	FY2017	FY2018	FY2019	FY2020	21
2562495		Test Start Counter (Installtn)	20-Aug-14	03-Sep-14	2.00	5.20	\$9,690	\$0	\$9,690	\$0	3.80								
2562505		Install Trigger Electrn's (Installtn)	07-Jan-14	04-Feb-14	4.00	5.00	\$9,108	\$0	\$9,108	\$0	25.60								
2562510		Check-out Trigger Electrn's (Installtn)	10-Jul-14	03-Sep-14	7.80	3.00	\$7,101	\$0	\$7,101	\$0	3.80								
2562515		Crates - Loaded (VME64x VXS HV LV) Install Hall Tagger	22-Apr-14	28-Apr-14	1.00	2.00	\$3,643	\$0	\$3,643	\$0	19.60								
2562520		Crates - Loaded (VME64x VXS HV LV) Install Hall Pair Spectrometer	11-Feb-14	17-Feb-14	1.00	2.00	\$3,643	\$0	\$3,643	\$0	29.20								
2562525		Crates - Loaded (VME64x VXS HV LV) Install Hal Start Counter	18-Feb-14	24-Feb-14	1.00	2.00	\$3,643	\$0	\$3,643	\$0	29.20								
2562530		Crates - Loaded (VME64x VXS HV LV) Install Hall CDC	02-Jan-14	07-Feb-14	5.20	4.00	\$7,286	\$0	\$7,286	\$0	25.20								
2562535		Crates - Loaded (VME64x VXS HV LV) Install Hall FDC	02-Dec-13	20-Feb-14	10.00	8.00	\$14,573	\$0	\$14,573	\$0	16.00								
2562540		Crates - Loaded (VME64x VXS HV LV) Install Hall BCAL	16-Jan-14	30-Jan-14	2.00	8.00	\$14,573	\$0	\$14,573	\$0	16.00								
2562545		Crates - Loaded (VME64x VXS HV LV) Install Hall TOF	31-Jan-14	06-Feb-14	1.00	2.00	\$3,643	\$0	\$3,643	\$0	29.00								
2562595a		Installation work space infrastructure (TW's Doublewide)	03-Sep-13	30-Sep-14	53.40	0.00	\$0	\$5,800	\$5,800	\$0	0.00								
2562610LOE		Electrical power engineer support 2013	03-Sep-13	30-Sep-13	4.00	3.55	\$10,332	\$0	\$10,332	\$0	49.00								
2562615LOE		Electrical power engineer support 2014	01-Oct-13	30-Sep-14	49.40	22.00	\$64,073	\$0	\$64,073	\$0	49.00								
2562620a		Procure Electrical Power cable/conduit Part B FY13	03-Sep-13	30-Sep-13	4.00	0.00	\$0	\$0	\$24,064	\$24,064	46.00								
2562620aa		Procure Electrical Power cable/conduit Part B FY14	01-Oct-13	04-Oct-13	0.80	0.00	\$0	\$0	\$4,813	\$4,813	46.00								
2562625		Install Electrical Dirty Power cable/conduit from Panels	04-Nov-13	20-Feb-14	13.60	7.95	\$14,901	\$0	\$14,901	\$0	31.00								
2562626		Install Transformers and Panels in Hall D	03-Sep-13	27-Nov-13	12.40	0.00	\$0	\$43,349	\$43,349	\$0	32.00								
2562630		Install nitrogen lines in hall D	11-Apr-14	16-May-14	5.20	7.23	\$13,263	\$0	\$13,263	\$0	18.80								
2562635		Install air lines in hall D	07-Jan-14	11-Mar-14	9.00	7.33	\$13,552	\$0	\$13,552	\$0	28.40								
2562636		Manufacture Drawing Inst Air Sys	15-Nov-13	02-Jan-14	5.00	10.00	\$23,508	\$0	\$23,508	\$0	31.80								
2562637		Procure Inst Air Sys	03-Jan-14	14-Feb-14	6.00	0.00	\$0	\$0	\$4,600	\$4,600	31.80								
2562640		Procure cable trays and hardware	03-Sep-13	30-Sep-13	4.00	0.00	\$0	\$1,238	\$1,238	\$0	24.80								
2562645		Install cable trays and hardware FY13	03-Sep-13	30-Sep-13	4.00	0.71	\$1,294	\$0	\$1,294	\$0	24.80								
2562645a		Install cable trays and hardware FY14	01-Oct-13	15-Nov-13	6.80	1.20	\$2,199	\$0	\$2,199	\$0	24.80								
2562685		Fiducialize and survey equipment (2013)	03-Sep-13	30-Sep-13	4.00	0.89	\$1,787	\$0	\$2,236	\$449	49.40								
2562690		Manufacturing Drawings of cooling system for FCAL dark room FY13	03-Sep-13	30-Sep-13	4.00	0.32	\$731	\$0	\$731	\$0	38.00								
2562690a		Manufacturing Drawings of cooling system for FCAL dark room FY14	01-Oct-13	22-Oct-13	3.20	0.26	\$585	\$0	\$585	\$0	38.00								
2562700		Install Cooling system for FCAL dark room	23-Oct-13	20-Nov-13	4.20	3.20	\$6,082	\$0	\$6,082	\$0	38.00								
2562705		Manufacturing Drawings of Chilled water system for Hall D	03-Sep-13	18-Sep-13	2.40	3.40	\$8,301	\$0	\$8,301	\$0	26.80								
2562710		Procure Chilled water components	03-Oct-13	18-Nov-13	6.60	0.00	\$0	\$9,800	\$9,800	\$0	24.80								
2562715		Install Chilled water sytem Hall D	24-Oct-13	09-Jan-14	9.20	7.60	\$14,184	\$0	\$14,184	\$0	24.80								
2562730		Install Upstream cable trays (FDC/CDC/SC) FY13	03-Sep-13	30-Sep-13	4.00	2.48	\$4,747	\$0	\$4,747	\$0	11.20								
2562730a		Install Upstream cable trays (FDC/CDC/SC) FY14	01-Oct-13	11-Oct-13	1.80	1.12	\$2,136	\$0	\$2,136	\$0	11.20								
2562740		Manufacturing Drawings of dry air cooling upstream racks/drift chambers	04-Oct-13	14-Nov-13	6.00	9.70	\$23,817	\$0	\$23,817	\$0	28.60								
2562745		Fabricate dry air cooling system up racks/drift chambers	22-Oct-13	02-Dec-13	5.60	0.00	\$0	\$8,050	\$8,050	\$0	28.60								
2562750		Install dry air cooling system up racks/drift chamber	17-Dec-13	11-Feb-14	6.40	7.40	\$14,211	\$0	\$14,211	\$0	24.80								
2562770		Manufacturing Drawings of fixture for commissioning target	18-Oct-13	13-Jan-14	10.40	10.00	\$23,508	\$0	\$23,508	\$0	25.60								
2562775		Fab Fixture for commissioning target	05-Dec-13	21-Feb-14	9.60	0.00	\$0	\$8,000	\$8,000	\$0	25.60								
2562780		Install Commissioning target with Start Counter	03-Mar-14	31-Mar-14	4.20	4.50	\$9,869	\$0	\$9,869	\$0	25.60								
2562785		Materials for install 2013 (Previously Obligated)	03-Sep-13	30-Sep-13	4.00	0.00	\$0	\$3,757	\$3,757	\$0	149.40								
2562790		Materials for install 2013	03-Sep-13	30-Sep-13	4.00	0.00	\$0	\$2,953	\$2,953	\$0	149.40								
2562805		Manufacturing Drawings of N2 purge system FY13	05-Sep-13	30-Sep-13	3.60	3.53	\$8,297	\$0	\$8,297	\$0	18.80								
2562805a		Manufacturing Drawings of N2 purge system FY14	01-Oct-13	14-Nov-13	6.60	6.47	\$15,211	\$0	\$15,211	\$0	18.80								
2562810		Procure N2 purge system	15-Oct-13	10-Jan-14	10.80	0.00	\$0	\$5,400	\$5,400	\$0	18.80								
2562830		Install BCAL cooling manifold FY13	03-Sep-13	30-Sep-13	4.00	2.05	\$3,867	\$0	\$3,867	\$0	5.80								
2562830a		Install BCAL cooling manifold FY14	01-Oct-13	28-Oct-13	4.00	2.05	\$3,867	\$0	\$3,867	\$0	5.80								
2562835		Install PS shielding	04-Oct-13	15-Nov-13	6.20	2.60	\$4,891	\$0	\$4,891	\$0	42.60								
2562840		Install dirty power cable/conduit tagger	04-Nov-13	20-Dec-13	6.60	2.85	\$5,228	\$0	\$6,938	\$1,710	30.80								
2562845		Install Power cable/conduit tagger	02-Jan-14	18-Feb-14	6.60	0.00	\$0	\$0	\$0	\$0	30.80								
2562850		Procure UPS system for critical controls	16-Oct-13	31-Jan-14	13.40	0.00	\$0	\$4,600	\$4,600	\$0	33.00								
2562855		Install UPS system for critical controls	04-Dec-13	06-Feb-14	7.60	5.00	\$9,172	\$0	\$9,172	\$0	33.00								
2562860		Install Electron beamline to dump	08-Jan-14	20-Feb-14	6.20	3.90	\$7,382	\$0	\$7,582	\$200	31.00								
2562865		Procure lighting fixture under US platform	03-Sep-13	04-Oct-13	4.80	0.00	\$0	\$550	\$550	\$0	24.80								
2562870		Install lighting fixtures under US platform	12-Nov-13	16-Dec-13	4.60	2.20	\$4,036	\$0	\$4,036	\$0	24.80								
2562875		Develop flammable gas detection system in solenoid	01-Nov-13	17-Jan-14	9.20	7.70	\$18,844	\$0	\$18,844	\$0	19.80								

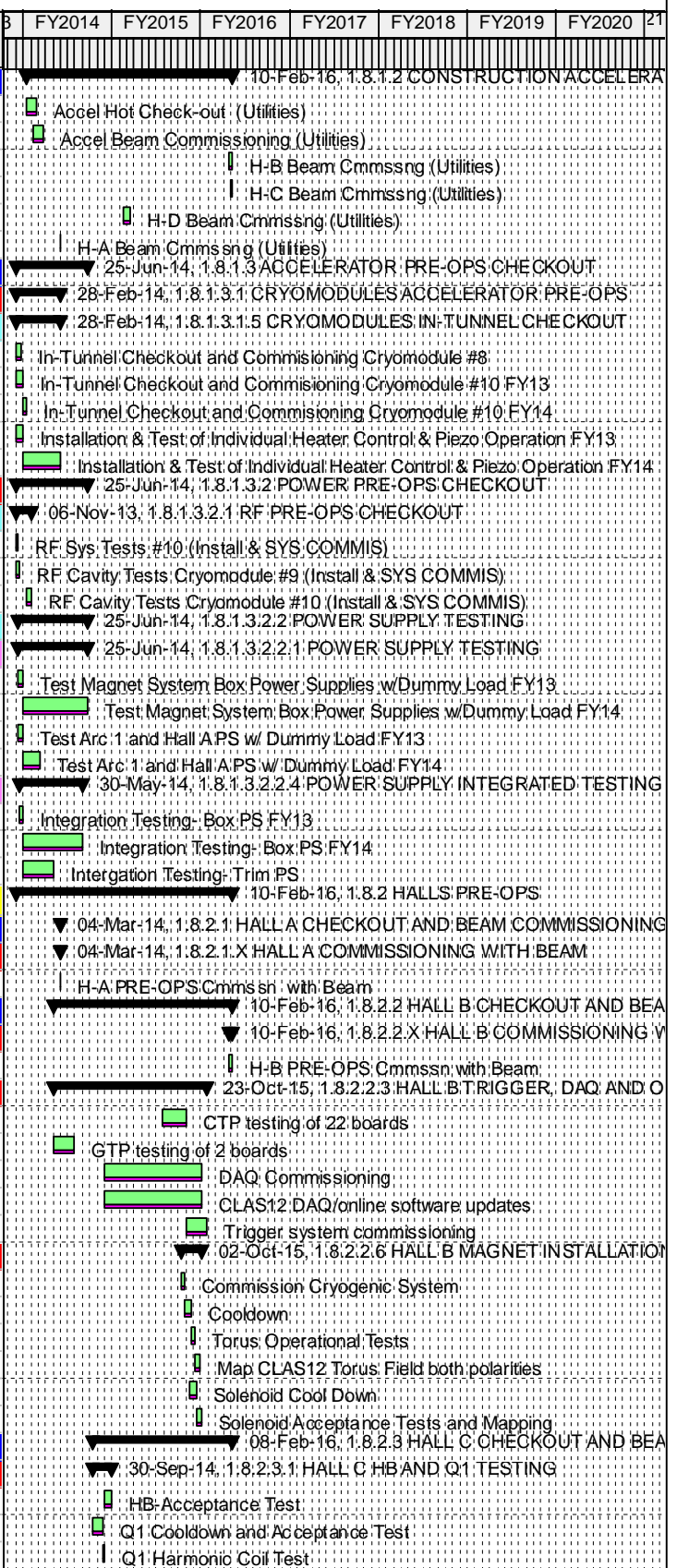
█ Primary Baseline   
 █ Remaining Work   
 ◆ Baseline Milestone  
█ Actual Work   
 █ Critical Remaining Work   
 ◆ Milestone



Activity ID	CR 14-001	Activity Name	Start	Finish	Original Duration	Budgeted Labor Units	Budgeted Labor Cost	Budgeted Material Cost	Budgeted Total Cost	Budgeted Nonlabor Cost	Total Float	B	FY2014	FY2015	FY2016	FY2017	FY2018	FY2019	FY2020	ZT	
2562880		Procure flammable gas detection system	05-Nov-13	31-Jan-14	10.60	0.00	\$0	\$8,200	\$8,200	\$0	19.80										
2562885		Install flammable gas detection system	10-Mar-14	09-May-14	9.00	5.00	\$11,413	\$0	\$11,413	\$0	19.80										
2562890		Detector Readout Electronics Support Documentation and OSP	01-Oct-13	01-Oct-14	49.60	45.00	\$136,376	\$0	\$136,376	\$0	2.00										
2562895		Preparing OSP ESAD documentation Rediness Review for April 14 Beam Run FY13	03-Sep-13	30-Sep-13	4.00	4.03	\$11,643	\$0	\$11,916	\$274	19.40										
2562895a		Preparing OSP ESAD documentation Rediness Review for April 14 Beam Run FY14	01-Oct-13	13-May-14	30.00	30.22	\$87,317	\$0	\$89,368	\$2,051	19.40										
2562900		Preparing OSP ESAD documentation Rediness Review for October 14 Beam Run	06-May-14	16-Sep-14	18.60	30.00	\$100,948	\$0	\$103,448	\$2,500	2.00										
<b>1.6 CONVENTIONAL FACILITIES</b>			03-Sep-13	02-Oct-15	103.40	70.23	\$164,400	\$1,822,727	\$1,987,127	\$0	11.20										
<b>1.6.1 ACCELERATOR</b>			03-Sep-13	02-Oct-15	103.40	70.23	\$164,400	\$1,822,727	\$1,987,127	\$0	11.20										
<b>1.6.1.1 BUILDINGS</b>			03-Sep-13	02-Oct-15	103.40	70.23	\$164,400	\$1,822,727	\$1,987,127	\$0	11.20										
<b>1.6.1.1.2 NORTH &amp; SOUTH ACCESS BUILDING UTILITIES</b>			01-Oct-14	02-Oct-15	49.80	22.00	\$49,645	\$386,963	\$436,607	\$0	11.20										
26112011		Redundant Cooling Towers Award Contract	01-Oct-14	06-Jan-15	12.00	2.00	\$5,789	\$0	\$5,789	\$0	11.20										
26112012		Redundant Cooling Towers	07-Jan-15	02-Oct-15	37.60	0.00	\$0	\$386,963	\$386,963	\$0	11.20										
26112013		Redundant Cooling Towers Construction Management	07-Jan-15	01-Oct-15	37.40	20.00	\$43,856	\$0	\$43,856	\$0	11.40										
26112030M		N&S Access LCW Upgrades Constr Comp		02-Oct-15	0.00	0.00	\$0	\$0	\$0	\$0	11.20										
<b>1.6.1.1.4 TUNNEL AIR CONDITIONING</b>			01-Oct-14	04-Aug-15	41.40	38.00	\$90,171	\$1,383,131	\$1,473,302	\$0	19.60										
26114000M		Tunnel A/C Begin Constr	01-Oct-14		0.00	0.00	\$0	\$0	\$0	\$0	19.60										
26114005		Tunnel A/C Award Contract	01-Oct-14	13-Jan-15	13.00	2.00	\$5,789	\$0	\$5,789	\$0	19.60										
26114010		Tunnel A/C Constrctn Contract Progress	14-Jan-15	21-Jul-15	26.20	0.00	\$0	\$1,368,184	\$1,368,184	\$0	19.60										
26114015		Tunnel A/C Bldng Cmmssng	22-Jul-15	28-Jul-15	1.00	0.00	\$0	\$14,947	\$14,947	\$0	19.60										
26114020		Tunnel A/C Constrctn Mngmnt	14-Jan-15	03-Aug-15	28.00	34.00	\$78,594	\$0	\$78,594	\$0	19.80										
26114025		Tunnel A/C Beneficial Occupancy	29-Jul-15	04-Aug-15	1.00	2.00	\$5,789	\$0	\$5,789	\$0	19.60										
26114030M		Tunnel A/C Constr Comp		04-Aug-15	0.00	0.00	\$0	\$0	\$0	\$0	19.60										
<b>1.6.1.1.5. N&amp;S LINAC SERVICE BUILDING AIR CONDITIONING</b>			03-Sep-13	07-Nov-13	9.60	10.23	\$24,584	\$52,634	\$77,218	\$0	105.00										
26115025		N&S Linac A/C Construction Contract Progress	03-Sep-13	24-Oct-13	7.60	0.00	\$0	\$52,634	\$52,634	\$0	104.60										
26115030		N&S Linac A/C Construction Management FY13	03-Sep-13	30-Sep-13	4.00	3.43	\$7,831	\$0	\$7,831	\$0	104.60										
26115030a		N&S Linac A/C Construction Management FY14	01-Oct-13	07-Nov-13	5.60	4.80	\$10,964	\$0	\$10,964	\$0	104.60										
26115035		N&S Linac A/C Building Commissioning	25-Oct-13	31-Oct-13	1.00	1.00	\$2,894	\$0	\$2,894	\$0	104.60										
26115040		N&S Linac A/C Beneficial Occupancy	01-Nov-13	07-Nov-13	1.00	1.00	\$2,894	\$0	\$2,894	\$0	104.60										
26115045M		N&S Linac A/C Construction Complete		07-Nov-13	0.00	0.00	\$0	\$0	\$0	\$0	104.60										
<b>1.7 PROJECT MANAGEMENT</b>			03-Sep-13	30-Sep-14	53.60	242.53	\$948,854	\$1,280	\$971,116	\$20,981	62.40										
<b>1.7.1 PROJECT OFFICE</b>			03-Sep-13	30-Sep-14	53.60	242.53	\$948,854	\$1,280	\$971,116	\$20,981	62.40										
271913LOEB		FY13 Constrctn Proj Office Proj Mngmnt Part B	03-Sep-13	30-Sep-13	4.00	17.60	\$67,397	\$1,280	\$69,025	\$348	62.20										
271914LOE		FY14 Constrctn Proj Office Proj Mngmnt	01-Oct-13	30-Sep-14	49.40	224.94	\$881,457	\$0	\$902,090	\$20,634	62.20										
<b>1.8 CONSTRUCTION PRE-OPS</b>			03-Sep-13	02-Aug-17	193.80	2302.78	\$6,582,108	\$2,042,600	\$8,834,363	\$209,654	8.20										
28000		Accelerator Schedule Contingency Activity	26-Jun-14	23-Dec-14	25.00	0.00	\$0	\$0	\$0	\$0	0.00										
28005		Hall A Schedule Contingency Activity	06-Mar-14	03-Mar-15	49.00	0.00	\$0	\$0	\$0	\$0	128.60										
28010		Hall D Schedule Contingency Activity	02-Apr-15	29-Mar-16	49.00	0.00	\$0	\$0	\$0	\$0	75.40										
28015		Hall B Schedule Contingency Activity	11-Feb-16	02-Aug-17	74.00	0.00	\$0	\$0	\$0	\$0	8.20										
28020		Hall C Schedule Contingency Activity	09-Feb-16	31-Jul-17	74.00	0.00	\$0	\$0	\$0	\$0	8.60										
28025		Civil Schedule Contingency Activity	05-Oct-15	28-Sep-16	49.00	0.00	\$0	\$0	\$0	\$0	49.80										
<b>1.8.1 CONSTRUCTION ACCELERATOR PRE-OPS</b>			03-Sep-13	10-Feb-16	120.00	651.58	\$1,450,030	\$2,042,000	\$3,504,023	\$11,993	7.00										
<b>1.8.1.1 CONSTRUCTION ACCELERATOR PRE-OPS BEAM COMMISSIONING</b>			11-Oct-13	10-Feb-16	114.40	431.60	\$936,208	\$0	\$936,208	\$0	7.00										
2811000		Accel Hot Check-out	15-Oct-13	09-Dec-13	7.60	77.20	\$164,419	\$0	\$164,419	\$0	0.00										
2811001		Accel ARR Process	11-Oct-13	13-Dec-13	8.80	0.00	\$0	\$0	\$0	\$0	0.00										
2811005		Accel Commissioning	14-Nov-13	20-Dec-13	5.00	188.00	\$421,607	\$0	\$421,607	\$0	0.00										
2811019		H-A ARR Process	14-Oct-13	08-Nov-13	4.00	0.00	\$0	\$0	\$0	\$0	17.40										
2811020		H-A Beam Cmmssng	03-Mar-14	05-Mar-14	0.60	12.80	\$26,937	\$0	\$26,937	\$0	3.60										
2811034		H-B ARR Process	19-Nov-15	27-Jan-16	8.00	0.00	\$0	\$0	\$0	\$0	7.20										
2811035		H-B Beam Cmmssng	28-Jan-16	10-Feb-16	2.00	51.20	\$107,748	\$0	\$107,748	\$0	7.20										
2811049		H-C ARR Process	24-Nov-15	01-Feb-16	8.00	0.00	\$0	\$0	\$0	\$0	7.60										
2811050		H-C Beam Cmmssng	02-Feb-16	08-Feb-16	1.00	25.60	\$53,874	\$0	\$53,874	\$0	7.60										
2811064		H-D ARR Process	05-Aug-14	18-Nov-14	15.00	0.00	\$0	\$0	\$0	\$0	1.60										
2811065		H-D Beam Cmmssng	19-Nov-14	11-Dec-14	3.00	76.80	\$161,622	\$0	\$161,622	\$0	1.60										

— Primary Baseline    ■ Remaining Work    ◆ Baseline Milestone  
■ Actual Work    ■ Critical Remaining Work    ◆ Milestone

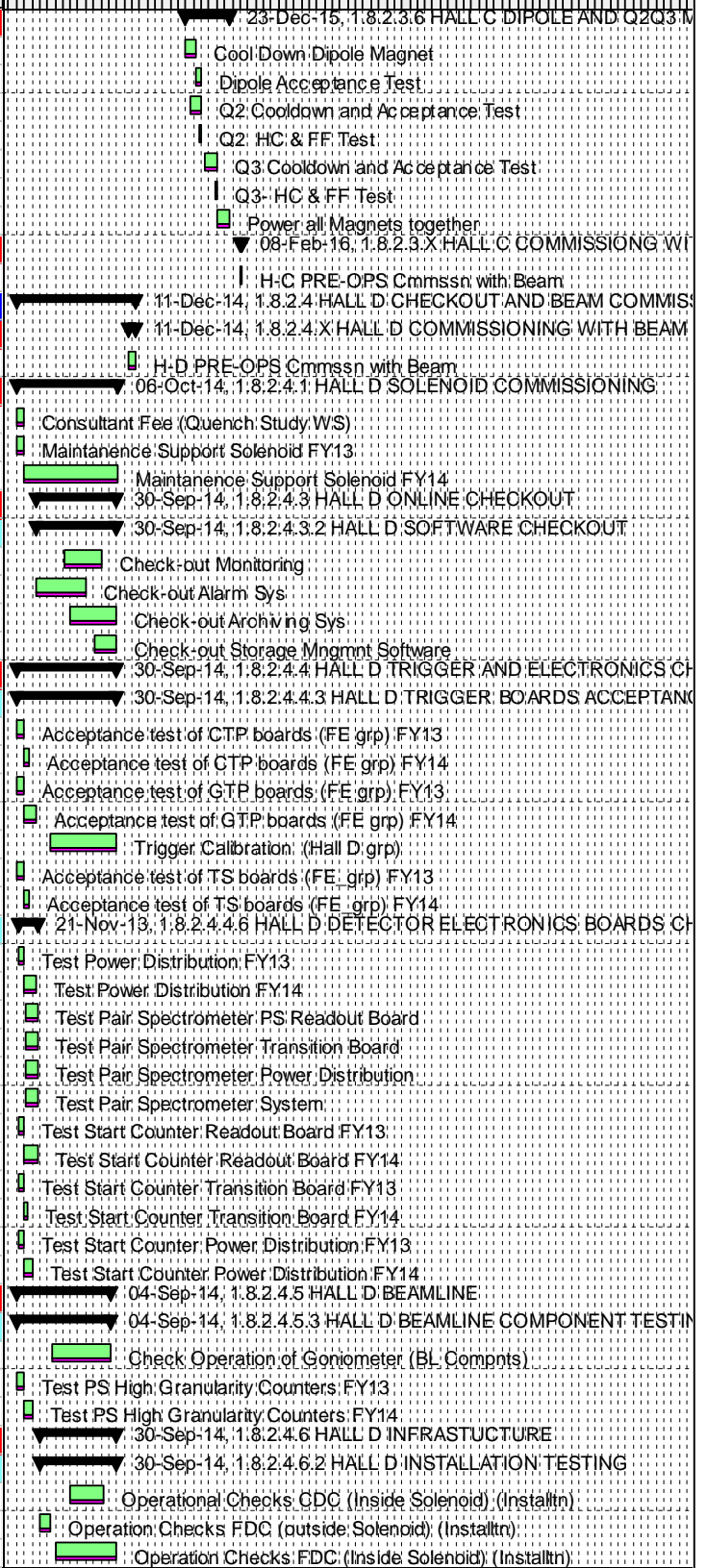
Activity ID	CR 14-001	Activity Name	Start	Finish	Original Duration	Budgeted Labor Units	Budgeted Labor Cost	Budgeted Material Cost	Budgeted Total Cost	Budgeted Nonlabor Cost	Total Float	B	FY2014	FY2015	FY2016	FY2017	FY2018	FY2019	FY2020	Z1	
<b>1.8.1.2 CONSTRUCTION ACCELERATOR PRE-OPS UTILITIES</b>			15-Oct-13	10-Feb-16	114.00	85.10	\$221,960	\$2,042,000	\$2,263,960	\$0	7.00										
2812000		Accel Hot Check-out (Utilities)	15-Oct-13	27-Nov-13	6.40	12.80	\$36,165	\$192,000	\$228,165	\$0	3.60										
2812005		Accel Beam Commissioning (Utilities)	14-Nov-13	20-Dec-13	5.00	32.10	\$90,694	\$591,000	\$681,694	\$0	0.00										
2812020		H-B Beam Cmmssng (Utilities)	28-Jan-16	10-Feb-16	2.00	12.30	\$29,098	\$357,000	\$386,098	\$0	7.20										
2812035		H-C Beam Cmmssng (Utilities)	02-Feb-16	08-Feb-16	1.00	6.30	\$14,904	\$253,000	\$267,904	\$0	7.60										
2812050		H-D Beam Cmmssng (Utilities)	19-Nov-14	11-Dec-14	3.00	18.50	\$43,765	\$537,000	\$580,765	\$0	1.60										
2812065		H-A Beam Cmmssng (Utilities)	28-Feb-14	04-Mar-14	0.60	3.10	\$7,334	\$112,000	\$119,334	\$0	3.80										
<b>1.8.1.3 ACCELERATOR PRE-OPS CHECKOUT</b>			03-Sep-13	25-Jun-14	40.20	134.88	\$291,863	\$0	\$303,856	\$11,993	24.60										
<b>1.8.1.3.1 CRYOMODULES ACCELERATOR PRE-OPS</b>			03-Sep-13	28-Feb-14	23.80	18.27	\$46,964	\$0	\$54,655	\$7,692	41.00										
<b>1.8.1.3.1.5 CRYOMODULES IN-TUNNEL CHECKOUT</b>			03-Sep-13	28-Feb-14	23.80	18.27	\$46,964	\$0	\$54,655	\$7,692	41.00										
281315015		In-Tunnel Checkout and Commissioning Cryomodule #8	03-Sep-13	20-Sep-13	2.80	8.18	\$21,027	\$0	\$24,873	\$3,846	7.20										
281315025		In-Tunnel Checkout and Commissioning Cryomodule #10 FY13	03-Sep-13	30-Sep-13	4.00	2.82	\$7,251	\$0	\$8,577	\$1,326	4.20										
281315025a		In-Tunnel Checkout and Commissioning Cryomodule #10 FY14	01-Oct-13	11-Oct-13	1.80	1.27	\$3,263	\$0	\$3,859	\$597	4.20										
281315030		Installation & Test of Individual Heater Control & Piezo Operation FY13	03-Sep-13	30-Sep-13	4.00	1.02	\$2,614	\$0	\$2,940	\$326	41.40										
281315030a		Installation & Test of Individual Heater Control & Piezo Operation FY14	01-Oct-13	28-Feb-14	19.60	4.98	\$12,809	\$0	\$14,406	\$1,597	41.40										
<b>1.8.1.3.2 POWER PRE-OPS CHECKOUT</b>			03-Sep-13	25-Jun-14	40.20	116.61	\$244,899	\$0	\$249,201	\$4,301	0.00										
<b>1.8.1.3.2.1 RF PRE-OPS CHECKOUT</b>			03-Sep-13	06-Nov-13	9.40	11.61	\$25,604	\$0	\$26,199	\$595	5.60										
281321025		RF Sys Tests #10 (Install & SYS COMMIS)	03-Sep-13	09-Sep-13	1.00	2.94	\$5,974	\$0	\$6,130	\$156	4.20										
281321050		RF Cavity Tests Cryomodule #9 (Install & SYS COMMIS)	03-Sep-13	16-Sep-13	2.00	3.57	\$8,083	\$0	\$8,264	\$181	13.00										
281321055		RF Cavity Tests Cryomodule #10 (Install & SYS COMMIS)	14-Oct-13	06-Nov-13	3.60	5.10	\$11,547	\$0	\$11,805	\$258	5.60										
<b>1.8.1.3.2.2 POWER SUPPLY TESTING</b>			09-Sep-13	25-Jun-14	39.40	105.00	\$219,296	\$0	\$223,002	\$3,707	0.00										
<b>1.8.1.3.2.2.1 POWER SUPPLY TESTING</b>			09-Sep-13	25-Jun-14	39.40	71.50	\$153,420	\$0	\$153,420	\$0	0.00										
2813221000		Test Magnet System Box Power Supplies w/Dummy Load FY13	09-Sep-13	30-Sep-13	3.20	5.22	\$11,285	\$0	\$11,285	\$0	0.00										
281322100i		Test Magnet System Box Power Supplies w/Dummy Load FY14	01-Oct-13	25-Jun-14	36.00	58.78	\$126,961	\$0	\$126,961	\$0	0.00										
2813221005		Test Arc 1 and Hall A PS w/ Dummy Load FY13	09-Sep-13	30-Sep-13	3.20	1.94	\$3,916	\$0	\$3,916	\$0	12.40										
281322100i		Test Arc 1 and Hall A PS w/ Dummy Load FY14	01-Oct-13	05-Dec-13	9.20	5.56	\$11,258	\$0	\$11,258	\$0	12.40										
<b>1.8.1.3.2.2.4 POWER SUPPLY INTEGRATED TESTING</b>			19-Sep-13	30-May-14	34.20	33.50	\$65,875	\$0	\$69,582	\$3,707	3.60										
2813224000		Integration Testing- Box PS FY13	19-Sep-13	30-Sep-13	1.60	0.85	\$1,695	\$0	\$1,809	\$114	3.60										
281322400i		Integration Testing- Box PS FY14	01-Oct-13	30-May-14	32.40	17.15	\$34,328	\$0	\$36,629	\$2,301	3.60										
2813224005		Intergation Testing- Trim PS	01-Oct-13	04-Feb-14	16.00	15.50	\$29,852	\$0	\$31,144	\$1,292	7.20										
<b>1.8.2 HALLS PRE-OPS</b>			03-Sep-13	10-Feb-16	120.00	638.67	\$1,234,286	\$600	\$1,330,286	\$95,400	7.00										
<b>1.8.2.1 HALL A CHECKOUT AND BEAM COMMISSIONING</b>			28-Feb-14	04-Mar-14	0.60	9.80	\$11,862	\$0	\$11,862	\$0	3.80										
<b>1.8.2.1.X HALL A COMMISSIONING WITH BEAM</b>			28-Feb-14	04-Mar-14	0.60	9.80	\$11,862	\$0	\$11,862	\$0	3.80										
2821X000		H-A PRE-OPS Cmmssn with Beam	28-Feb-14	04-Mar-14	0.60	9.80	\$11,862	\$0	\$11,862	\$0	3.80										
<b>1.8.2.2 HALL B CHECKOUT AND BEAM COMMISSIONING</b>			03-Feb-14	10-Feb-16	100.00	242.36	\$441,982	\$0	\$521,182	\$79,200	7.00										
<b>1.8.2.2.X HALL B COMMISSIONING WITH BEAM</b>			28-Jan-16	10-Feb-16	2.00	84.00	\$98,660	\$0	\$98,660	\$0	7.00										
2822X000		H-B PRE-OPS Cmmssn with Beam	28-Jan-16	10-Feb-16	2.00	84.00	\$98,660	\$0	\$98,660	\$0	7.20										
<b>1.8.2.2.3 HALL B TRIGGER, DAQ AND ONLINE SOFTWARE CHECKOUT</b>			03-Feb-14	23-Oct-15	86.40	90.06	\$191,924	\$0	\$271,124	\$79,200	8.20										
28223000		CTP testing of 22 boards	29-Apr-15	30-Jul-15	12.80	16.00	\$46,614	\$0	\$46,614	\$0	8.20										
28223010		GTP testing of 2 boards	03-Feb-14	29-Apr-14	12.40	4.00	\$11,654	\$0	\$11,654	\$0	70.20										
28223025		DAQ Commissioning	04-Sep-14	02-Oct-15	53.40	12.00	\$34,973	\$0	\$34,973	\$0	11.20										
28223030		CLAS12 DAQ/online software updates	04-Sep-14	02-Oct-15	53.40	42.06	\$52,053	\$0	\$52,053	\$0	11.20										
28223040		Trigger system commissioning	31-Jul-15	23-Oct-15	12.00	16.00	\$46,630	\$0	\$125,830	\$79,200	8.20										
<b>1.8.2.2.6 HALL B MAGNET INSTALLATION TESTING</b>			14-Jul-15	02-Oct-15	11.60	68.30	\$151,398	\$0	\$151,398	\$0	3.00										
28226000		Commission Cryogenic System	14-Jul-15	27-Jul-15	2.00	6.00	\$13,101	\$0	\$13,101	\$0	3.40										
28226005		Cooldown	28-Jul-15	24-Aug-15	4.00	29.92	\$70,772	\$0	\$70,772	\$0	3.40										
28226010		Torus Operational Tests	25-Aug-15	08-Sep-15	2.00	14.38	\$34,343	\$0	\$34,343	\$0	3.40										
28226015		Map CLAS12 Torus Field both polarities	09-Sep-15	30-Sep-15	3.20	12.00	\$18,995	\$0	\$18,995	\$0	3.40										
28226020		Solenoid Cool Down	18-Aug-15	11-Sep-15	3.60	3.60	\$8,512	\$0	\$8,512	\$0	0.60										
28226025		Solenoid Acceptance Tests and Mapping	14-Sep-15	02-Oct-15	3.00	2.40	\$5,675	\$0	\$5,675	\$0	0.60										
<b>1.8.2.3 HALL C CHECKOUT AND BEAM COMMISSIONING</b>			15-Jul-14	08-Feb-16	77.00	105.90	\$205,971	\$0	\$205,971	\$0	7.40										
<b>1.8.2.3.1 HALL C HB AND Q1 TESTING</b>			15-Jul-14	30-Sep-14	11.00	23.50	\$52,956	\$0	\$52,956	\$0	54.00										
28231000		HB-Acceptance Test	03-Sep-14	30-Sep-14	4.00	11.00	\$24,572	\$0	\$24,572	\$0	53.80										
28231005		Q1 Cooldown and Acceptance Test	15-Jul-14	25-Aug-14	6.00	11.00	\$24,572	\$0	\$24,572	\$0	53.80										
28231010		Q1 Harmonic Coil Test	26-Aug-14	02-Sep-14	1.00	1.50	\$3,812	\$0	\$3,812	\$0	57.80										



█ Primary Baseline   
 █ Remaining Work   
 ◆ Baseline Milestone  
█ Actual Work   
 █ Critical Remaining Work   
 ◆ Milestone



Activity ID	CR	Activity Name	Start	Finish	Original Duration	Budgeted Labor Units	Budgeted Labor Cost	Budgeted Material Cost	Budgeted Total Cost	Budgeted Nonlabor Cost	Total Float	FY2014	FY2015	FY2016	FY2017	FY2018	FY2019	FY2020	21
<b>1.8.2.3.6 HALL C DIPOLE AND Q2Q3 MAGNET TESTING</b>			02-Jul-15	23-Dec-15	24.00	48.80	\$110,388	\$0	\$110,388	\$0	0.00								
28236000		Cool Down Dipole Magnet	02-Jul-15	06-Aug-15	5.00	6.00	\$12,451	\$0	\$12,451	\$0	0.00								
28236005		Dipole Acceptance Test	07-Aug-15	01-Sep-15	3.60	4.00	\$9,458	\$0	\$9,458	\$0	0.00								
28236010		Q2 Cooldown and Acceptance Test	23-Jul-15	02-Sep-15	6.00	11.00	\$24,572	\$0	\$24,572	\$0	0.00								
28236015		Q2 HC & FF Test	27-Aug-15	02-Sep-15	1.00	3.40	\$8,357	\$0	\$8,357	\$0	8.40								
28236020		Q3 Cooldown and Acceptance Test	11-Sep-15	02-Nov-15	7.40	11.00	\$24,572	\$0	\$24,572	\$0	0.00								
28236025		Q3- HC & FF Test	27-Oct-15	02-Nov-15	1.00	3.40	\$8,357	\$0	\$8,357	\$0	0.00								
28236030		Power all Magnets together	03-Nov-15	23-Dec-15	7.00	10.00	\$22,620	\$0	\$22,620	\$0	0.00								
<b>1.8.2.3.X HALL C COMMISSIONING WITH BEAM</b>			02-Feb-16	08-Feb-16	1.00	33.60	\$42,627	\$0	\$42,627	\$0	7.40								
2823X000		H-C PRE-OPS Cmmssn with Beam	02-Feb-16	08-Feb-16	1.00	33.60	\$42,627	\$0	\$42,627	\$0	7.60								
<b>1.8.2.4 HALL D CHECKOUT AND BEAM COMMISSIONING</b>			03-Sep-13	11-Dec-14	63.60	280.61	\$574,471	\$600	\$591,271	\$16,200	1.20								
<b>1.8.2.4.X HALL D COMMISSIONING WITH BEAM</b>			19-Nov-14	11-Dec-14	3.00	106.75	\$150,945	\$0	\$150,945	\$0	1.20								
2824X000		H-D PRE-OPS Cmmssn with Beam	19-Nov-14	11-Dec-14	3.00	106.75	\$150,945	\$0	\$150,945	\$0	1.60								
<b>1.8.2.4.1 HALL D SOLENOID COMMISSIONING</b>			03-Sep-13	06-Oct-14	54.40	15.00	\$31,756	\$600	\$48,556	\$16,200	10.40								
25213030		Consultant Fee (Quench Study WS)	03-Sep-13	30-Sep-13	4.00	0.00	\$0	\$600	\$600	\$0	49.40								
28241000		Maintenance Support Solenoid FY13	03-Sep-13	30-Sep-13	4.00	1.11	\$2,344	\$0	\$3,539	\$1,196	10.80								
28241000a		Maintenance Support Solenoid FY14	01-Oct-13	06-Oct-14	50.20	13.89	\$29,412	\$0	\$44,417	\$15,004	10.80								
<b>1.8.2.4.3 HALL D ONLINE CHECKOUT</b>			20-Nov-13	30-Sep-14	42.40	14.00	\$31,602	\$0	\$31,602	\$0	0.00								
<b>1.8.2.4.3.2 HALL D SOFTWARE CHECKOUT</b>			20-Nov-13	30-Sep-14	42.40	14.00	\$31,602	\$0	\$31,602	\$0	0.00								
282432005		Check-out Monitoring	07-Mar-14	05-Aug-14	21.20	4.00	\$7,425	\$0	\$7,425	\$0	7.80								
282432010		Check-out Alarm Sys	20-Nov-13	03-Jun-14	25.60	3.00	\$4,510	\$0	\$4,510	\$0	16.60								
282432015		Check-out Archiving Sys	01-Apr-14	30-Sep-14	25.60	4.00	\$7,425	\$0	\$7,425	\$0	0.00								
282432025		Check-out Storage Mngmnt Software	08-Jul-14	26-Sep-14	11.60	3.00	\$12,242	\$0	\$12,242	\$0	0.40								
<b>1.8.2.4.4 HALL D TRIGGER AND ELECTRONICS CHECKOUT</b>			03-Sep-13	30-Sep-14	53.60	39.46	\$102,175	\$0	\$102,175	\$0	0.00								
<b>1.8.2.4.4.3 HALL D TRIGGER BOARDS ACCEPTANCE TESTING</b>			03-Sep-13	30-Sep-14	53.60	23.76	\$69,213	\$0	\$69,213	\$0	0.00								
282443010		Acceptance test of CTP boards (FE grp) FY13	03-Sep-13	30-Sep-13	4.00	4.56	\$13,294	\$0	\$13,294	\$0	42.80								
282443010a		Acceptance test of CTP boards (FE grp) FY14	01-Oct-13	18-Oct-13	2.80	3.20	\$9,306	\$0	\$9,306	\$0	42.80								
282443020		Acceptance test of GTP boards (FE grp) FY13	03-Sep-13	30-Sep-13	4.00	2.46	\$7,154	\$0	\$7,154	\$0	30.20								
282443020a		Acceptance test of GTP boards (FE grp) FY14	01-Oct-13	20-Nov-13	7.40	4.54	\$13,233	\$0	\$13,233	\$0	30.20								
282443025a		Trigger Calibration (Hall D grp)	10-Jan-14	30-Sep-14	36.80	7.00	\$20,401	\$0	\$20,401	\$0	0.00								
282443025a5		Acceptance test of TS boards (FE_grp) FY13	03-Sep-13	30-Sep-13	4.00	1.14	\$3,328	\$0	\$3,328	\$0	46.40								
282443025a6		Acceptance test of TS boards (FE_grp) FY14	01-Oct-13	21-Oct-13	3.00	0.86	\$2,497	\$0	\$2,497	\$0	46.40								
<b>1.8.2.4.4.6 HALL D DETECTOR ELECTRONICS BOARDS CHECKOUT</b>			09-Sep-13	21-Nov-13	10.80	15.70	\$32,962	\$0	\$32,962	\$0	42.00								
282446000		Test Power Distribution FY13	09-Sep-13	30-Sep-13	3.20	0.96	\$2,098	\$0	\$2,098	\$0	42.60								
282446000a		Test Power Distribution FY14	01-Oct-13	15-Nov-13	6.80	2.04	\$4,458	\$0	\$4,458	\$0	42.60								
282446010		Test Pair Spectrometer PS Readout Board	07-Oct-13	21-Nov-13	6.80	3.00	\$6,556	\$0	\$6,556	\$0	39.80								
282446015a		Test Pair Spectrometer Transition Board	07-Oct-13	21-Nov-13	6.80	1.00	\$1,822	\$0	\$1,822	\$0	39.80								
282446020		Test Pair Spectrometer Power Distribution	07-Oct-13	21-Nov-13	6.80	1.00	\$1,822	\$0	\$1,822	\$0	39.80								
282446025		Test Pair Spectrometer System	07-Oct-13	21-Nov-13	6.80	3.00	\$6,556	\$0	\$6,556	\$0	39.80								
282446030		Test Start Counter Readout Board FY13	09-Sep-13	30-Sep-13	3.20	0.89	\$1,943	\$0	\$1,943	\$0	39.80								
282446030a		Test Start Counter Readout Board FY14	01-Oct-13	21-Nov-13	7.60	2.11	\$4,613	\$0	\$4,613	\$0	39.80								
282446035		Test Start Counter Transition Board FY13	09-Sep-13	30-Sep-13	3.20	0.54	\$991	\$0	\$991	\$0	45.60								
282446035a		Test Start Counter Transition Board FY14	01-Oct-13	11-Oct-13	1.80	0.31	\$557	\$0	\$557	\$0	45.60								
282446040		Test Start Counter Power Distribution FY13	09-Sep-13	30-Sep-13	3.20	0.34	\$619	\$0	\$619	\$0	42.60								
282446040a		Test Start Counter Power Distribution FY14	01-Oct-13	01-Nov-13	4.80	0.51	\$929	\$0	\$929	\$0	42.60								
<b>1.8.2.4.5 HALL D BEAMLINE</b>			03-Sep-13	04-Sep-14	50.00	13.00	\$36,792	\$0	\$36,792	\$0	3.60								
<b>1.8.2.4.5.3 HALL D BEAMLINE COMPONENT TESTING</b>			03-Sep-13	04-Sep-14	50.00	13.00	\$36,792	\$0	\$36,792	\$0	3.60								
282453000		Check Operation of Goniometer (BL Compnts)	21-Jan-14	04-Sep-14	32.00	8.00	\$23,315	\$0	\$23,315	\$0	3.60								
282453010		Test PS High Granularity Counters FY13	03-Sep-13	30-Sep-13	4.00	2.27	\$6,126	\$0	\$6,126	\$0	42.60								
282453010a		Test PS High Granularity Counters FY14	01-Oct-13	01-Nov-13	4.80	2.73	\$7,351	\$0	\$7,351	\$0	42.60								
<b>1.8.2.4.6 HALL D INFRASTRUCTURE</b>			02-Dec-13	30-Sep-14	41.20	92.40	\$221,200	\$0	\$221,200	\$0	0.00								
<b>1.8.2.4.6.2 HALL D INSTALLATION TESTING</b>			02-Dec-13	30-Sep-14	41.20	92.40	\$221,200	\$0	\$221,200	\$0	0.00								
282462000		Operational Checks CDC (Inside Solenoid) (Installtn)	28-Mar-14	08-Aug-14	18.80	12.00	\$31,687	\$0	\$31,687	\$0	3.40								
282462005		Operation Checks FDC (outside Solenoid) (Installtn)	02-Dec-13	10-Jan-14	4.40	13.40	\$32,512	\$0	\$32,512	\$0	0.00								
282462010		Operation Checks FDC (Inside Solenoid) (Installtn)	04-Feb-14	30-Sep-14	33.60	22.00	\$58,667	\$0	\$58,667	\$0	0.00								



█ Primary Baseline   
 █ Remaining Work   
 █ Critical Remaining Work   
 ◆ Baseline Milestone   
 ◆ Milestone

Activity ID	CR 14-001	Activity Name	Start	Finish	Original Duration	Budgeted Labor Units	Budgeted Labor Cost	Budgeted Material Cost	Budgeted Total Cost	Budgeted Nonlabor Cost	Total Float	B	FY2014	FY2015	FY2016	FY2017	FY2018	FY2019	FY2020	21	
282462015		System Check-out Install Hall Tagger	12-Jun-14	25-Jun-14	2.00	3.00	\$6,556	\$0	\$6,556	\$0	13.40										
282462020		System Check-out Install Hall Pair Spectrometer	18-Feb-14	03-Mar-14	2.00	3.00	\$6,556	\$0	\$6,556	\$0	29.60										
282462025		System Check-out Install Hall Start Counter	24-Jul-14	01-Aug-14	1.40	3.00	\$6,556	\$0	\$6,556	\$0	8.20										
282462030		System Check-out Install Hall CDC	12-Feb-14	04-Apr-14	7.60	6.00	\$13,111	\$0	\$13,111	\$0	24.80										
282462035		System Check-out Install Hall FDC	26-Feb-14	20-May-14	12.00	9.00	\$19,667	\$0	\$19,667	\$0	18.40										
282462040		System Check-out Install Hall BCAL	31-Jan-14	06-Jun-14	18.00	9.00	\$19,667	\$0	\$19,667	\$0	16.00										
282462045		System Check-out Install Hall TOF	03-Jun-14	30-Jun-14	4.00	3.00	\$6,556	\$0	\$6,556	\$0	12.80										
282462050		System Check-out Install Hall FCAL	02-Dec-13	08-Jan-14	4.00	9.00	\$19,667	\$0	\$19,667	\$0	37.00										
<b>1.8.3 PRE-OPS SUPPORT</b>			03-Sep-13	30-Jun-16	139.80	1012.53	\$3,897,792	\$0	\$4,000,053	\$102,261	62.20										
<b>1.8.3.1 PRE-OPS SUPPORT - PROJECT OFFICE</b>			03-Sep-13	30-Jun-16	139.80	1012.53	\$3,897,792	\$0	\$4,000,053	\$102,261	62.20										
2831913LOE		FY13 Pre-Ops Supprt - Proj Office	03-Sep-13	30-Sep-13	4.00	17.60	\$67,398	\$0	\$69,026	\$1,628	62.20										
2831914LOE		FY14 Pre-Ops Supprt - Proj Office	01-Oct-13	30-Sep-14	49.40	224.94	\$881,457	\$0	\$902,090	\$20,634	62.20										
2831915LOE		FY15 Pre-Ops Supprt - Proj Office	01-Oct-14	01-Oct-15	49.40	440.00	\$1,685,107	\$0	\$1,725,107	\$40,000	62.20										
2831916LOE		FY16 Pre-Ops Supprt - Proj Office	02-Oct-15	30-Jun-16	36.80	330.00	\$1,263,830	\$0	\$1,303,830	\$40,000	62.20										
<b>1.9 VA STATE</b>			03-Sep-13	31-Oct-13	8.60	0.00	\$0	\$99,351	\$99,351	\$0	45.00										
<b>1.9.5 HALL D - VA STATE</b>			03-Sep-13	31-Oct-13	8.60	0.00	\$0	\$70,341	\$70,341	\$0	45.00										
<b>1.9.5.2 HALL D DETECTORS</b>			03-Sep-13	31-Oct-13	8.60	0.00	\$0	\$70,341	\$70,341	\$0	45.00										
<b>1.9.5.2.1 HALL D TRACKING</b>			03-Sep-13	31-Oct-13	8.60	0.00	\$0	\$61,782	\$61,782	\$0	13.00										
<b>1.9.5.2.1.2 HALL D CENTRAL CHAMBERS</b>			03-Sep-13	31-Oct-13	8.60	0.00	\$0	\$61,782	\$61,782	\$0	13.00										
295212255		Operations Test (P5 Chamber operational tests)	03-Sep-13	31-Oct-13	8.60	0.00	\$0	\$56,782	\$56,782	\$0	12.60										
295212260		Phase 7 Chamber shipping	03-Sep-13	31-Oct-13	8.60	0.00	\$0	\$5,000	\$5,000	\$0	12.60										
<b>1.9.5.2.2 HALL D CALORIMETRY</b>			03-Sep-13	31-Oct-13	8.60	0.00	\$0	\$8,558	\$8,558	\$0	45.00										
<b>1.9.5.2.2.2 HALL D FORWARD CALORIMETER</b>			03-Sep-13	31-Oct-13	8.60	0.00	\$0	\$8,558	\$8,558	\$0	45.00										
295222000		Indiana Contract Completion	03-Sep-13	31-Oct-13	8.60	0.00	\$0	\$8,558	\$8,558	\$0	44.80										
<b>1.9.7 12 GeV Infrastructure</b>			03-Sep-13	31-Oct-13	8.60	0.00	\$0	\$29,010	\$29,010	\$0	45.00										
<b>1.9.7.1 12 GeV Misc Infrastructure</b>			03-Sep-13	31-Oct-13	8.60	0.00	\$0	\$29,010	\$29,010	\$0	45.00										
2971000		Blue Crab Cleanroom Completion	03-Sep-13	31-Oct-13	8.60	0.00	\$0	\$29,010	\$29,010	\$0	44.80										
<b>COSTED BL14-001 12 GeV CR13-015,14-001</b>			03-Sep-13	29-Sep-17	202.00	10030.86	\$25,189,533	\$31,171,646	\$58,290,874	\$1,929,695	0.00										
<b>1.M MILESTONES</b>			13-Sep-13	29-Sep-17	200.20	0.00	\$0	\$0	\$0	\$0	0.00										
<b>1.01 LEVEL 1 MILESTONES</b>			23-Dec-14	29-Sep-17	137.20	0.00	\$0	\$0	\$0	\$0	0.00										
1-7M		CD-4A ( Approve Accelerator Completion & Start of Operations)		23-Dec-14*	0.00	0.00	\$0	\$0	\$0	\$0	0.00										
1-8M		CD-4B (Approve Proj Compltn & Start of Operations)		29-Sep-17*	0.00	0.00	\$0	\$0	\$0	\$0	0.00										
<b>1.02A LEVEL 2 ACCELERATOR MILESTONES</b>			29-Oct-13	25-Jun-14	32.00	0.00	\$0	\$0	\$0	\$0	0.00										
2-03M		Accelerator Commissioned		20-Dec-13*	0.00	0.00	\$0	\$0	\$0	\$0	0.00										
2-25M		Box Supply Installtn Comptd		25-Jun-14	0.00	0.00	\$0	\$0	\$0	\$0	0.00										
2-26M		Accel Installtn Comptd Except for All Power Supplies		29-Oct-13	0.00	0.00	\$0	\$0	\$0	\$0	4.40										
<b>1.02H LEVEL 2 HALLS A, B &amp; C MILESTONES</b>			11-Oct-13	10-Feb-16	114.20	0.00	\$0	\$0	\$0	\$0	7.00										
2-08M		Installation of Experimental Equipment into H-A is Completed		11-Oct-13*	0.00	0.00	\$0	\$0	\$0	\$0	9.60										
2-09M		Hall-A Beam Commissioning Completed		05-Mar-14*	0.00	0.00	\$0	\$0	\$0	\$0	3.60										
2-27M		Hall C Q1 Magnet Delivered		30-Jun-14*	0.00	0.00	\$0	\$0	\$0	\$0	17.40										
2-28M		Hall C HB Magnet Delivered		23-Jul-14*	0.00	0.00	\$0	\$0	\$0	\$0	9.80										
2-29M		Hall C Dipole Delivered		18-May-15*	0.00	0.00	\$0	\$0	\$0	\$0	0.00										
2-30M		Hall C Q2 Magnet Delivered		19-Jun-15*	0.00	0.00	\$0	\$0	\$0	\$0	3.60										
2-31M		Hall C Q3 Magnet Delivered		26-Aug-15*	0.00	0.00	\$0	\$0	\$0	\$0	1.20										
2-32M		Installtn of Expermntl Equipmnt into H-C is Comptd		23-Dec-15*	0.00	0.00	\$0	\$0	\$0	\$0	0.00										
2-33M		Hall C Beam Commissioning Complete		08-Feb-16*	0.00	0.00	\$0	\$0	\$0	\$0	7.60										
2-34M		Hall B Torus Cold Mass Delivered		30-Sep-14*	0.00	0.00	\$0	\$0	\$0	\$0	0.00										
2-35M		Hall B Solenoid Cryostated Coil Delivered		26-Nov-14*	0.00	0.00	\$0	\$0	\$0	\$0	3.40										
2-36M		Installtn of Expermntl Equipmnt into H-B is Comptd		18-Dec-15*	0.00	0.00	\$0	\$0	\$0	\$0	0.60										
2-37M		Hall B Beam Commissioning Complete		10-Feb-16*	0.00	0.00	\$0	\$0	\$0	\$0	7.20										
<b>1.02D LEVEL 2 HALL D MILESTONES</b>			30-Sep-14	11-Dec-14	10.00	0.00	\$0	\$0	\$0	\$0	1.20										
2-12M		Hall-D Equipment Installation Completed		30-Sep-14*	0.00	0.00	\$0	\$0	\$0	\$0	0.00										
2-13M		Hall-D Beam Commissioning Completed		11-Dec-14*	0.00	0.00	\$0	\$0	\$0	\$0	1.60										

■ Primary Baseline   
 ■ Remaining Work   
 ■ Critical Remaining Work   
 ◆ Baseline Milestone   
 ◆ Milestone



Activity ID	CR	Activity Name	Start	Finish	Original Duration	Budgeted Labor Units	Budgeted Labor Cost	Budgeted Material Cost	Budgeted Total Cost	Budgeted Nonlabor Cost	Total Float	FY2014	FY2015	FY2016	FY2017	FY2018	FY2019	FY2020	21
<b>1.02C LEVEL 2 CIVIL MILESTONES</b>												02-Oct-15, 1.02C LEVEL 2 CIVIL MILESTONES							
2-38M		Conventional Facilt's Comptd	02-Oct-15	02-Oct-15*	0.00	0.00	\$0	\$0	\$0	\$0	11.20								
<b>1.03A LEVEL 3 ACCELERATOR MILESTONES</b>												07-Feb-14, 1.03A LEVEL 3 ACCELERATOR MILESTONES							
32-05M		Start Accel Beam Commssng	14-Nov-13		0.00	0.00	\$0	\$0	\$0	\$0	0.00								
3A-42M		MPS Installtn Comptd		20-Dec-13	0.00	0.00	\$0	\$0	\$0	\$0	20.00								
3A-43M		H-A BL Installtn Comptd		11-Oct-13	0.00	0.00	\$0	\$0	\$0	\$0	9.60								
3A-44M		H-B BL Installtn Comptd		11-Nov-13	0.00	0.00	\$0	\$0	\$0	\$0	25.20								
3A-46M		H-C BL Installtn Comptd		15-Nov-13	0.00	0.00	\$0	\$0	\$0	\$0	24.40								
3A-47M		Cryomodule Installtn Comptd		11-Oct-13	0.00	0.00	\$0	\$0	\$0	\$0	4.20								
3A-48M		Trim Supply Installtn Comptd		04-Feb-14	0.00	0.00	\$0	\$0	\$0	\$0	7.00								
3A-49M		PSS Installtn Comptd		15-Jan-14	0.00	0.00	\$0	\$0	\$0	\$0	12.20								
3A-53M		H-D BL Installtn Comptd		07-Feb-14	0.00	0.00	\$0	\$0	\$0	\$0	9.20								
3A-54M		S/R Installtn Comptd		29-Oct-13	0.00	0.00	\$0	\$0	\$0	\$0	2.80								
3A-58M		End of Long Accel Constr Down		13-Sep-13*	0.00	0.00	\$0	\$0	\$0	\$0	0.00								
<b>1.03P LEVEL 3 PHYSICS MILESTONES</b>												10-Feb-16, 1.03P LEVEL 3 PHYSICS MILESTONE							
3P-12M		Start E-B Commssng of H-A Detctr's, Electrnc's, & BL Devices	28-Feb-14*		0.00	0.00	\$0	\$0	\$0	\$0	3.80								
3P-16M		Start E-B Commssng of H-D Detctr's, Electrnc's, & BL Devices	19-Nov-14*		0.00	0.00	\$0	\$0	\$0	\$0	1.60								
3P-18M		Start E-B Commssng of H-C Detctr's, Electrnc's, & BL Devices	02-Feb-16*		0.00	0.00	\$0	\$0	\$0	\$0	7.60								
3P-20M		Start E-B Commssng of H-B Detctr's, Electrnc's, & BL Devices	28-Jan-16*		0.00	0.00	\$0	\$0	\$0	\$0	7.20								
3P-21M		E-B Commssng of H-B Detctr's, Electrnc's, & BL Devices Comptd		10-Feb-16	0.00	0.00	\$0	\$0	\$0	\$0	8.00								
3P-22M		E-B Commssng of H-C Detctr's, Electrnc's, & BL Devices Comptd		08-Feb-16	0.00	0.00	\$0	\$0	\$0	\$0	8.40								
3P-25M		10 GeV Beam to Hall D Tagger		14-Mar-14*	0.00	0.00	\$0	\$0	\$0	\$0	4.20								
3P-26M		Torus Assembled and Tested	01-Oct-15		0.00	0.00	\$0	\$0	\$0	\$0	3.40								
<b>1.04A LEVEL 4 ACCELERATOR MILESTONES</b>												14-Mar-14, 1.04A LEVEL 4 ACCELERATOR MILESTONES							
4A-06M		Pwr (Mag) Installtn Comptd		04-Feb-14	0.00	0.00	\$0	\$0	\$0	\$0	7.00								
4A-07M		Linac Installtn Comptd		11-Oct-13	0.00	0.00	\$0	\$0	\$0	\$0	6.80								
4A-08M		Accelerator Beam Transport Comptd		29-Oct-13	0.00	0.00	\$0	\$0	\$0	\$0	4.40								
4A-09M		I&C/Sfty for Accelerator Installtn Comptd		25-Oct-13	0.00	0.00	\$0	\$0	\$0	\$0	2.20								
4A-10M		Start Accel Hot Chkout	15-Oct-13		0.00	0.00	\$0	\$0	\$0	\$0	0.00								
4A-11M		Beam Transport to Halls Comptd		07-Feb-14	0.00	0.00	\$0	\$0	\$0	\$0	14.60								
4A-12M		I&C/Sfty Installtn Comptd		14-Mar-14	0.00	0.00	\$0	\$0	\$0	\$0	4.20								
<b>1.09FA LEVEL 9 FUNDING AVAILABLE MILESTONES</b>												01-Oct-14, 1.09FA LEVEL 9 FUNDING AVAILABLE MILESTONES							
9-140M		FY14 Funds Available	01-Oct-13*		0.00	0.00	\$0	\$0	\$0	\$0	0.00								
9-155M		FY15 Funds Available	01-Oct-14*		0.00	0.00	\$0	\$0	\$0	\$0	0.00								
<b>1.3 CONSTRUCTION ACCELERATOR SYSTEMS</b>												31-Oct-14, 1.3 CONSTRUCTION ACCELERATOR SYSTEMS							
<b>1.3.2 POWER SYSTEMS</b>												30-Sep-14, 1.3.2 POWER SYSTEMS							
<b>1.3.2.1 RF</b>												06-Nov-13, 1.3.2.1 RF							
<b>1.3.2.1.1 POWER</b>												30-Sep-13, 1.3.2.1.1 POWER							
<b>1.3.2.1.1.1 KLYSTRONS</b>												30-Sep-13, 1.3.2.1.1.1 KLYSTRONS							
232111914L		Proj Admin ongoing (Klystrons)	03-Sep-13	30-Sep-13	4.00	0.40	\$1,881	\$0	\$1,881	\$0	11.60								
<b>1.3.2.1.1.3 WAVEGUIDE COMPONENTS</b>												06-Sep-13, 1.3.2.1.1.3 WAVEGUIDE COMPONENTS							
232113125		Test and Reinstall SL Circulators	03-Sep-13	06-Sep-13	0.80	0.37	\$763	\$0	\$763	\$0	14.20								
<b>1.3.2.1.3 INSTALLATION &amp; SYSTEM COMMISSIONING (Test Equipment, System Integration Labor)</b>												06-Nov-13, 1.3.2.1.3 INSTALLATION & SYSTEM COMMISSIONING (Test							
23213020M		Comp Cavity Tests (INSTALL & SYS COMMIS)		06-Nov-13	0.00	0.00	\$0	\$0	\$0	\$0	5.60								
<b>1.3.2.2 MAGNET POWER</b>												30-Sep-14, 1.3.2.2 MAGNET POWER							
<b>1.3.2.2.1 BOX SUPPLIES</b>												30-Sep-14, 1.3.2.2.1 BOX SUPPLIES							
23221022b		Magnet Box Power Supply Contract Oversight FY13	03-Sep-13	30-Sep-13	4.00	0.81	\$2,345	\$0	\$3,687	\$1,342	3.40								
23221022c	14-001	Magnet Box Power Supply Contract Oversight FY14	01-Oct-13	02-Jun-14	32.60	4.00	\$12,021	\$0	\$18,212	\$6,191	3.40								
23221023C		Vend Fab Magnet Box Power Supplies Peg Point #4 - ARC 3, 4, 5, 6 and LAM 1 Delivered	03-Sep-13	27-Nov-13	12.40	0.00	\$0	\$290,775	\$290,775	\$0	30.80								
23221023D		Vend Fab Magnet Box Power Supplies Peg Point #4 *** Delivery Incentive Bonus*****	03-Sep-13	27-Nov-13	12.40	0.00	\$0	\$80,000	\$80,000	\$0	30.80								
23221023Da		DeObligation of Vend Fab Magnet Box Power Supplies Peg Point #4 *** Delivery Incentive E	27-Nov-13	27-Nov-13	0.20	0.00	\$0	(\$80,000)	(\$80,000)	\$0	52.60								
23221023F		Vend Fab Magnet Box Power Supplies Peg Point #5 - ARC 7, 8, 9, 10, RSEP 8 and XSEP 1	03-Sep-13	30-Apr-14	32.20	0.00	\$0	\$377,630	\$377,630	\$0	30.80								
23221023G		Vend Fab Magnet Box Power Supplies Peg Point #5 *** Delivery Incentive Bonus*****	03-Sep-13	30-Apr-14	32.20	0.00	\$0	\$80,000	\$80,000	\$0	30.80								
23221023Ga		Partial DeObligation of Vend Fab Magnet Box Power Supplies Peg Point #5 *** Delivery Inca	30-Apr-14	30-Apr-14	0.20	0.00	\$0	(\$40,000)	(\$40,000)	\$0	32.80								

Primary Baseline Remaining Work Baseline Milestone  
 Actual Work Critical Remaining Work Milestone

Activity ID	CR	Activity Name	Start	Finish	Original Duration	Budgeted Labor Units	Budgeted Labor Cost	Budgeted Material Cost	Budgeted Total Cost	Budgeted Nonlabor Cost	Total Float	B	FY2014	FY2015	FY2016	FY2017	FY2018	FY2019	FY2020	21
23221023H		Vend Fab Magnet Box Power Supplies Peg Point #6 - LAM 3, XSEP 8 and RSEP 9 Delivere	03-Sep-13	30-May-14	36.40	0.00	\$0	\$104,565	\$104,565	\$0	30.80									
23221023J		Vend Fab Magnet Box Power Supplies Peg Point #6 *** Delivery Incentive Bonus*****	03-Sep-13	30-May-14	36.40	0.00	\$0	\$40,000	\$40,000	\$0	30.80									
23221023K		Vend Fab Magnet Box Power Supplies Peg Point #7 Acceptance Test at JLab	03-Sep-13	29-Aug-14	49.20	0.00	\$0	\$384,488	\$384,488	\$0	30.80									
23221023L		Vend Fab Magnet Box Power Supplies Peg Point #8 Delivery of Spares	03-Sep-13	29-Aug-14	49.20	0.00	\$0	\$53,800	\$53,800	\$0	30.80									
23221024		Receive & Inpect Magnet System Box Power Supplies Part A FY13 (FY14 @ 23221029)	03-Sep-13	30-Sep-13	4.00	0.27	\$486	\$0	\$486	\$0	0.00									
23221024a	14-001	Receive & Inpect Magnet System Box Power Supplies Part B	02-Dec-13	16-Jun-14	26.20	1.49	\$2,794	\$0	\$2,794	\$0	0.00									
23221024b		Place/Connect Magnet System Box Power Supplies Part A Procurement	03-Sep-13	27-Nov-13	12.40	0.00	\$0	\$435	\$435	\$0	0.00									
23221024ba	14-001	Place/Connect Magnet System Box Power Supplies Part B	02-Dec-13	23-Jun-14	27.20	36.29	\$82,761	\$0	\$90,524	\$7,764	0.00									
23221024c		Place/Connect Magnet System Box Power Supplies Part A Labor/Expenses FY13	03-Sep-13	30-Sep-13	4.00	6.28	\$13,886	\$0	\$15,142	\$1,256	0.00									
23221024d	14-001	Place/Connect Magnet System Box Power Supplies Part A Labor/Expenses FY14	01-Oct-13	27-Nov-13	8.40	13.20	\$30,090	\$0	\$32,810	\$2,721	0.00									
23221029	14-001	Receive & Inpect Magnet System Box Power Supplies Part A FY14 (FY13 @ 23221024)	01-Oct-13	27-Nov-13	8.40	0.56	\$1,054	\$0	\$1,054	\$0	0.00									
23221127		Production & Delivery of Arc 1 and Hall APS	03-Sep-13	18-Oct-13	6.80	0.00	\$0	\$70,875	\$70,875	\$0	12.40									
23221133		Receive, Inspect and Install Arc 1 and Hall APS FY13	03-Sep-13	30-Sep-13	4.00	1.02	\$1,703	\$0	\$1,703	\$0	12.40									
23221133a	14-001	Receive, Inspect and Install Arc 1 and Hall APS FY14	01-Oct-13	22-Nov-13	7.80	1.98	\$3,427	\$0	\$3,427	\$0	12.40									
23221140LOE	14-001	Proj Admin ongoing FY14 Part A	01-Oct-13	27-Nov-13	8.40	1.87	\$9,002	\$0	\$9,002	\$0	11.60									
23221140LOE	14-001	Proj Admin ongoing FY14 Part B	02-Dec-13	30-Sep-14	41.00	7.76	\$37,349	\$0	\$37,349	\$0	11.60									
<b>1.3.2.2.2 SHUNTS</b>			<b>03-Sep-13</b>	<b>03-Feb-14</b>	<b>20.20</b>	<b>33.47</b>	<b>\$70,081</b>	<b>\$12</b>	<b>\$71,465</b>	<b>\$1,372</b>	<b>20.00</b>									
23222030		Installation and Testing - Single Channel Shunt Chassis FY13	03-Sep-13	30-Sep-13	4.00	0.23	\$414	\$0	\$414	\$0	31.20									
23222030a	14-001	Installation and Testing - Single Channel Shunt Chassis FY14	01-Oct-13	01-Nov-13	4.80	0.27	\$513	\$0	\$513	\$0	31.20									
23222035		Data Entry / Paperwork - Single Channel Shunt Chassis FY13	03-Sep-13	30-Sep-13	4.00	0.05	\$109	\$0	\$109	\$0	31.20									
23222035a	14-001	Data Entry / Paperwork - Single Channel Shunt Chassis FY14	01-Oct-13	01-Nov-13	4.80	0.05	\$135	\$0	\$135	\$0	31.20									
23222064		Installation - Shunt Resistor Plates Part A FY13	03-Sep-13	30-Sep-13	4.00	0.14	\$260	\$0	\$260	\$0	20.40									
23222064a	14-001	Installation - Shunt Resistor Plates Part B	02-Dec-13	31-Jan-14	7.20	0.22	\$411	\$0	\$411	\$0	20.40									
23222065	14-001	Installation - Shunt Resistor Plates Part A FY14	01-Oct-13	27-Nov-13	8.40	0.30	\$564	\$0	\$564	\$0	20.40									
23222067		Update Machine Documentation - Shunt Resistor Plates Part A FY13	03-Sep-13	30-Sep-13	4.00	0.12	\$223	\$0	\$223	\$0	20.40									
23222067a	14-001	Update Machine Documentation - Shunt Resistor Plates Part B	02-Dec-13	31-Jan-14	7.20	0.19	\$352	\$0	\$352	\$0	20.40									
23222068	14-001	Update Machine Documentation - Shunt Resistor Plates Part A FY14	01-Oct-13	27-Nov-13	8.40	0.26	\$483	\$0	\$483	\$0	20.40									
23222070A		Engineering, Drafting and Software - Track Regulator and 30/80 Part A FY13	03-Sep-13	30-Sep-13	4.00	0.24	\$631	\$0	\$631	\$0	20.20									
23222070Aa	14-001	Engineering, Drafting and Software - Track Regulator and 30/80 Part B	02-Dec-13	03-Feb-14	7.40	0.38	\$1,023	\$0	\$1,023	\$0	20.20									
23222070Ab	14-001	Engineering, Drafting and Software - Track Regulator and 30/80 Part A FY14	01-Oct-13	27-Nov-13	8.40	0.51	\$1,367	\$0	\$1,367	\$0	20.20									
23222075A		Oversight (Labor) - Track Regulator and 30/80 FY13	03-Sep-13	30-Sep-13	4.00	0.20	\$588	\$0	\$588	\$0	20.20									
23222075Aa	14-001	Oversight (Labor) - Track Regulator and 30/80	02-Dec-13	03-Feb-14	7.40	0.32	\$954	\$0	\$954	\$0	20.20									
23222075Ab	14-001	Oversight (Labor) - Track Regulator and 30/80 FY14	01-Oct-13	27-Nov-13	8.40	0.42	\$1,275	\$0	\$1,275	\$0	20.20									
23222080A		Procurement (Parts) - Track Regulator and 30/80 Part A Procurement	03-Sep-13	27-Nov-13	12.40	0.00	\$0	\$12	\$12	\$0	20.20									
23222080Aa	14-001	Procurement (Parts) - Track Regulator and 30/80 Part B	02-Dec-13	03-Feb-14	7.40	0.00	\$0	\$0	\$465	\$465	20.20									
23222080Ab		Procurement (Parts) - Track Regulator and 30/80 Part A Expenses FY13	03-Sep-13	30-Sep-13	4.00	0.00	\$0	\$0	\$287	\$287	20.20									
23222080Ac	14-001	Procurement (Parts) - Track Regulator and 30/80 Part A Expenses FY14	01-Oct-13	27-Nov-13	8.40	0.00	\$0	\$0	\$621	\$621	20.20									
23222085A		Assembly and Testing - Track Regulator and 30/80 Part A FY13	03-Sep-13	30-Sep-13	4.00	1.11	\$2,024	\$0	\$2,024	\$0	20.20									
23222085Aa	14-001	Assembly and Testing - Track Regulator and 30/80 Part A	02-Dec-13	03-Feb-14	7.40	1.75	\$3,284	\$0	\$3,284	\$0	20.20									
23222085Ab	14-001	Assembly and Testing - Track Regulator and 30/80 Part A FY14	01-Oct-13	27-Nov-13	8.40	2.33	\$4,386	\$0	\$4,386	\$0	20.20									
23222095	14-001	Installation and Testing - Track Regulator and 30/80	02-Dec-13	03-Feb-14	7.40	3.40	\$8,304	\$0	\$8,304	\$0	20.20									
23222100A	14-001	Data Entry/Paperwork - Track Regulator and 30/80	02-Dec-13	03-Feb-14	7.40	1.70	\$3,426	\$0	\$3,426	\$0	20.20									
23222142	14-001	Update Machine Documentation - 75 Amp Shunt Upgrade	02-Dec-13	03-Feb-14	7.40	0.17	\$366	\$0	\$366	\$0	20.20									
23222170		Pull and Modify - 12GEV Shunt Shuffle FY13	03-Sep-13	30-Sep-13	4.00	1.27	\$2,318	\$0	\$2,318	\$0	31.20									
23222170a	14-001	Pull and Modify - 12GEV Shunt Shuffle FY14	01-Oct-13	01-Nov-13	4.80	1.53	\$2,871	\$0	\$2,871	\$0	31.20									
23222175		Clean and Modify Racks - 12GEV Shunts FY13	03-Sep-13	30-Sep-13	4.00	2.18	\$3,974	\$0	\$3,974	\$0	31.20									
23222175a	14-001	Clean and Modify Racks - 12GEV Shunts FY14	01-Oct-13	01-Nov-13	4.80	2.62	\$4,921	\$0	\$4,921	\$0	31.20									
23222180		Reinstall Chassis' in Racks - 12GEV Shunts FY13	03-Sep-13	30-Sep-13	4.00	0.36	\$663	\$0	\$663	\$0	31.20									
23222180a	14-001	Reinstall Chassis' in Racks - 12GEV Shunts FY14	01-Oct-13	01-Nov-13	4.80	0.44	\$820	\$0	\$820	\$0	31.20									
23222185		New Screens for 12 GEV Shunts FY13	03-Sep-13	30-Sep-13	4.00	0.45	\$1,231	\$0	\$1,231	\$0	31.20									
23222185a	14-001	New Screens for 12 GEV Shunts FY14	01-Oct-13	01-Nov-13	4.80	0.55	\$1,525	\$0	\$1,525	\$0	31.20									
23222190		Reconfiguration and Testing - 12GEV Shunts FY13	03-Sep-13	30-Sep-13	4.00	1.82	\$3,312	\$0	\$3,312	\$0	31.20									
23222190a	14-001	Reconfiguration and Testing - 12GEV Shunts FY14	01-Oct-13	01-Nov-13	4.80	2.18	\$4,101	\$0	\$4,101	\$0	31.20									
23222195		Update Machine Documentation - 12GEV Shunts FY13	03-Sep-13	30-Sep-13	4.00	0.68	\$1,609	\$0	\$1,609	\$0	31.20									
23222195a	14-001	Update Machine Documentation - 12GEV Shunts FY14	01-Oct-13	01-Nov-13	4.80	0.82	\$1,993	\$0	\$1,993	\$0	31.20									

— Primary Baseline   
 ■ Remaining Work   
 ◆ Baseline Milestone  
■ Actual Work   
 ■ Critical Remaining Work   
 ◆ Milestone



Activity ID	CR	Activity Name	Start	Finish	Original Duration	Budgeted Labor Units	Budgeted Labor Cost	Budgeted Material Cost	Budgeted Total Cost	Budgeted Nonlabor Cost	Total Float	FY2014	FY2015	FY2016	FY2017	FY2018	FY2019	FY2020	21
23222220		Installation and Testing - 25 Amp Shunt Upgrade FY13	03-Sep-13	30-Sep-13	4.00	0.91	\$2,152	\$0	\$2,152	\$0	31.20								
23222220a	14-001	Installation and Testing - 25 Amp Shunt Upgrade FY14	01-Oct-13	01-Nov-13	4.80	1.09	\$2,665	\$0	\$2,665	\$0	31.20								
23222230		Drafting (Update Machine Drawings) FY13	03-Sep-13	30-Sep-13	4.00	1.00	\$2,160	\$0	\$2,160	\$0	31.20								
23222230a	14-001	Drafting (Update Machine Drawings) FY14	01-Oct-13	01-Nov-13	4.80	1.20	\$2,675	\$0	\$2,675	\$0	31.20								
<b>1.3.2.2.3 TRIMS</b>			<b>03-Sep-13</b>	<b>03-Feb-14</b>	<b>20.20</b>	<b>28.44</b>	<b>\$60,591</b>	<b>\$407,399</b>	<b>\$473,752</b>	<b>\$5,761</b>	<b>17.60</b>								
23223015		Test Trim Rack Hardware (10 ATRIMS) FY13	03-Sep-13	30-Sep-13	4.00	0.69	\$1,513	\$0	\$1,513	\$0	19.40								
23223015a	14-001	Test Trim Rack Hardware (10 ATRIMS) FY14	01-Oct-13	25-Oct-13	3.80	0.66	\$1,483	\$0	\$1,483	\$0	19.40								
23223025		Assemble & Test 10 amp Trim System (10 ATRIMS) FY13	03-Sep-13	30-Sep-13	4.00	3.08	\$6,619	\$0	\$6,619	\$0	19.40								
23223025a	14-001	Assemble & Test 10 amp Trim System (10 ATRIMS) FY14	01-Oct-13	25-Oct-13	3.80	2.92	\$6,488	\$0	\$6,488	\$0	19.40								
23223051H		Vend Fab 20 Amp Trim Power Supplies - Peg Point #7 Fifth Delivery and Acceptance of 30	03-Sep-13	30-Sep-13	4.00	0.00	\$0	\$77,162	\$77,162	\$0	10.60								
23223051J		Vend Fab 20 Amp Trim Power Supplies - Peg Point #8 Sixth Delivery and Acceptance of 30	03-Sep-13	31-Oct-13	8.60	0.00	\$0	\$77,162	\$77,162	\$0	10.60								
23223051K		Vend Fab 20 Amp Trim Power Supplies - Peg Point #9 Seventh Delivery and Acceptance of 30	03-Sep-13	27-Nov-13	12.40	0.00	\$0	\$77,162	\$77,162	\$0	10.60								
23223051N		Vend Fab 20 Amp Trim Power Supplies - Peg Point #10 Eighth Delivery and Acceptance of 30	03-Sep-13	27-Nov-13	12.40	0.00	\$0	\$77,162	\$77,162	\$0	10.60								
23223051P		Vend Fab 20 Amp Trim Power Supplies - Peg Point #11 Final Delivery and Acceptance of 2	03-Sep-13	20-Dec-13	15.40	0.00	\$0	\$51,441	\$51,441	\$0	10.60								
23223051Q		** Option** Vend Fab 20 Amp Trim Power Supplies - Peg Point #12 Delivery and Acceptance of 2	03-Sep-13	31-Jan-14	19.60	0.00	\$0	\$30,776	\$30,776	\$0	10.60								
23223052A		Receive , Inspect, Test PS (20 A Trims) P1 FY13	03-Sep-13	30-Sep-13	4.00	0.29	\$594	\$0	\$730	\$136	7.40								
23223052Aa	14-001	Receive , Inspect, Test PS (20 A Trims) P1 FY14	01-Oct-13	01-Oct-13	0.20	0.01	\$31	\$0	\$38	\$7	7.40								
23223053		Receive , Inspect, Test PS (20 A Trims) P2 Procurement	03-Sep-13	27-Nov-13	12.40	0.00	\$0	\$1,155	\$1,155	\$0	10.40								
23223053a	14-001	Receive , Inspect, Test PS (20 A Trims) P3	02-Dec-13	14-Jan-14	4.80	0.51	\$964	\$0	\$1,555	\$591	10.40								
23223054		Receive , Inspect, Test PS (20 A Trims) P2 Labor/Expenses FY13	03-Sep-13	30-Sep-13	4.00	0.70	\$1,271	\$0	\$1,833	\$562	10.40								
23223054a	14-001	Receive , Inspect, Test PS (20 A Trims) P2 Labor/Expenses FY14	01-Oct-13	27-Nov-13	8.40	1.47	\$2,754	\$0	\$3,970	\$1,217	10.40								
23223055		Install PS in Racks (20 A Trims) Part A FY13	03-Sep-13	30-Sep-13	4.00	1.02	\$1,851	\$0	\$1,851	\$0	7.40								
23223055A	14-001	Install PS in Racks (20 A Trims) Part B	20-Nov-13	23-Jan-14	7.20	5.10	\$9,586	\$0	\$9,586	\$0	19.20								
23223055b	14-001	Install PS in Racks (20 A Trims) Part A FY14	01-Oct-13	15-Oct-13	2.20	0.56	\$1,050	\$0	\$1,050	\$0	7.40								
23223060	14-001	Integration Testing of PS (20 A Trims) Part A	02-Oct-13	09-Jan-14	12.40	4.23	\$9,633	\$0	\$11,472	\$1,838	7.40								
23223060a	14-001	Integration Testing of PS (20 A Trims) Part B	10-Jan-14	03-Feb-14	3.20	3.24	\$7,390	\$0	\$8,800	\$1,410	7.40								
23223110		SRCC 20 Amp PS PS Procurement	03-Sep-13	06-Dec-13	13.40	0.00	\$0	\$15,380	\$15,380	\$0	8.40								
23223125		SRCC System Q.A., Testing and Documentation Part A FY13	03-Sep-13	30-Sep-13	4.00	1.19	\$2,765	\$0	\$2,765	\$0	8.40								
23223125a	14-001	SRCC System Q.A., Testing and Documentation Part B	02-Dec-13	06-Dec-13	1.00	0.25	\$606	\$0	\$606	\$0	8.40								
23223125b	14-001	SRCC System Q.A., Testing and Documentation Part A FY14	01-Oct-13	27-Nov-13	8.40	2.51	\$5,992	\$0	\$5,992	\$0	8.40								
<b>1.3.2.2.4 INSTALLATION</b>			<b>03-Sep-13</b>	<b>06-Nov-13</b>	<b>9.40</b>	<b>21.69</b>	<b>\$42,912</b>	<b>\$74</b>	<b>\$51,120</b>	<b>\$8,134</b>	<b>55.40</b>								
23224003LOE		Installation Coordination FY13	03-Sep-13	30-Sep-13	4.00	0.81	\$2,348	\$0	\$2,348	\$0	43.20								
23224045A		Pull/Terminate Box PS Load Cable (Installtn) East Arc, S/R,BSY and Extraction Procurement	03-Sep-13	06-Nov-13	9.40	0.00	\$0	\$74	\$74	\$0	3.60								
23224045Aa		Pull/Terminate Box PS Load Cable (Installtn) East Arc, S/R,BSY and Extraction Labor/Expense	03-Sep-13	30-Sep-13	4.00	0.51	\$874	\$0	\$1,087	\$213	3.60								
23224045Ab	14-001	Pull/Terminate Box PS Load Cable (Installtn) East Arc, S/R,BSY and Extraction Labor/Expense	01-Oct-13	06-Nov-13	5.40	0.69	\$1,218	\$0	\$1,514	\$296	3.60								
23224055		Connect Arc & Hall Mag Load & Kixon Cables (Installtn) FY13	03-Sep-13	30-Sep-13	4.00	1.70	\$2,651	\$0	\$2,651	\$0	3.60								
23224055a	14-001	Connect Arc & Hall Mag Load & Kixon Cables (Installtn) FY14	01-Oct-13	06-Nov-13	5.40	2.30	\$3,692	\$0	\$3,692	\$0	3.60								
23224085A		Pull/Terminate Trim Mag (Installtn) East Arc, S/R and BSY FY13	03-Sep-13	30-Sep-13	4.00	1.14	\$2,082	\$0	\$2,082	\$0	7.20								
23224085Aa	14-001	Pull/Terminate Trim Mag (Installtn) East Arc, S/R and BSY FY14	01-Oct-13	30-Oct-13	4.40	1.26	\$2,363	\$0	\$2,363	\$0	7.20								
23224087		BSY Serv. Bldg Infrastructure Installation- Tray, Power, Water, Controls FY13	03-Sep-13	30-Sep-13	4.00	3.81	\$6,150	\$0	\$9,721	\$3,571	56.60								
23224087a	14-001	BSY Serv. Bldg Infrastructure Installation- Tray, Power, Water, Controls FY14	01-Oct-13	30-Oct-13	4.40	4.19	\$6,980	\$0	\$11,034	\$4,054	56.60								
23224100		Update/Install/Test Mag Controls Software (Installtn) FY13	03-Sep-13	30-Sep-13	4.00	2.35	\$6,356	\$0	\$6,356	\$0	5.00								
23224100a	14-001	Update/Install/Test Mag Controls Software (Installtn) FY14	01-Oct-13	04-Nov-13	5.00	2.93	\$8,199	\$0	\$8,199	\$0	5.00								
<b>1.3.3 CRYOGENICS</b>			<b>03-Sep-13</b>	<b>30-Sep-13</b>	<b>4.00</b>	<b>0.00</b>	<b>\$0</b>	<b>\$1,734</b>	<b>\$4,800</b>	<b>\$3,066</b>	<b>8.60</b>								
<b>1.3.3.1 ACCELERATOR</b>			<b>03-Sep-13</b>	<b>30-Sep-13</b>	<b>4.00</b>	<b>0.00</b>	<b>\$0</b>	<b>\$1,734</b>	<b>\$4,800</b>	<b>\$3,066</b>	<b>8.60</b>								
<b>1.3.3.1.10 CHL INSTALLATION &amp; DESIGN</b>			<b>03-Sep-13</b>	<b>30-Sep-13</b>	<b>4.00</b>	<b>0.00</b>	<b>\$0</b>	<b>\$1,734</b>	<b>\$4,800</b>	<b>\$3,066</b>	<b>8.60</b>								
2331.1005		Install CHL Cold Box Transfer Line to Linac Labor	03-Sep-13	30-Sep-13	4.00	0.00	\$0	\$1,734	\$4,800	\$3,066	8.60								
<b>1.3.4 BEAM TRANSPORT</b>			<b>03-Sep-13</b>	<b>18-Nov-13</b>	<b>11.00</b>	<b>200.25</b>	<b>\$415,742</b>	<b>\$76,751</b>	<b>\$518,709</b>	<b>\$26,217</b>	<b>24.40</b>								
<b>1.3.4.1 SPREADERS &amp; RECOMBINERS</b>			<b>03-Sep-13</b>	<b>11-Nov-13</b>	<b>10.00</b>	<b>55.70</b>	<b>\$114,487</b>	<b>\$65,831</b>	<b>\$192,573</b>	<b>\$12,255</b>	<b>0.80</b>								
<b>1.3.4.1.1 DIPOLES</b>			<b>03-Sep-13</b>	<b>15-Oct-13</b>	<b>6.20</b>	<b>3.60</b>	<b>\$7,480</b>	<b>\$56,000</b>	<b>\$63,480</b>	<b>\$0</b>	<b>0.60</b>								
23411087N		Vend Fab Septa (S/R Dipoles) Peg Point #5 Delivery and Acceptance of ZA Spare Coil Set	03-Sep-13	15-Oct-13	6.20	0.00	\$0	\$21,500	\$21,500	\$0	0.60								
23411087Q		Vend Fab Septa (S/R Dipoles) Peg Point #7 Delivery and Acceptance of Quantity 2 ZB Coil	03-Sep-13	15-Oct-13	6.20	0.00	\$0	\$34,500	\$34,500	\$0	0.60								
23411090M		Delivery Complete for Septa (S/R DIPOLES)		15-Oct-13	0.00	0.00	\$0	\$0	\$0	\$0	0.60								
23411145		Mag Measurement of Septa's (S/R Dipoles) FY13	18-Sep-13	30-Sep-13	1.80	1.62	\$3,308	\$0	\$3,308	\$0	0.60								

■ Primary Baseline   
 ■ Remaining Work   
 ■ Critical Remaining Work   
 ◆ Baseline Milestone   
 ◆ Milestone

Activity ID	CR	Activity Name	Start	Finish	Original Duration	Budgeted Labor Units	Budgeted Labor Cost	Budgeted Material Cost	Budgeted Total Cost	Budgeted Nonlabor Cost	Total Float	B	FY2014	FY2015	FY2016	FY2017	FY2018	FY2019	FY2020	Z1
23411145a	14-001	Mag Measurement of Septa's (S/R Dipoles) FY14	01-Oct-13	15-Oct-13	2.20	1.98	\$4,172	\$0	\$4,172	\$0	0.60									
<b>1.3.4.1.7 INSTALLATION</b>			<b>03-Sep-13</b>	<b>11-Nov-13</b>	<b>10.00</b>	<b>52.10</b>	<b>\$107,007</b>	<b>\$9,831</b>	<b>\$129,093</b>	<b>\$12,255</b>	<b>0.80</b>									
23417065		WR - Install magnets & girders	03-Sep-13	30-Sep-13	4.00	3.66	\$7,471	\$0	\$7,471	\$0	0.80									
23417115		WS - Install magnets and girders	03-Sep-13	17-Sep-13	2.20	4.73	\$9,625	\$0	\$9,625	\$0	5.40									
23417120		WS - Final align	03-Sep-13	19-Sep-13	2.60	6.60	\$13,506	\$0	\$13,506	\$0	5.40									
23417130		TR - Install stands	03-Sep-13	24-Sep-13	3.20	8.78	\$17,957	\$0	\$17,957	\$0	0.80									
23417140		TR - Install magnets and girders FY13	03-Sep-13	30-Sep-13	4.00	19.13	\$39,032	\$0	\$39,032	\$0	0.80									
23417140a	14-001	TR - Install magnets and girders FY14	01-Oct-13	01-Oct-13	0.20	0.96	\$2,014	\$0	\$2,014	\$0	0.80									
23417145		TR - Final align FY13	30-Sep-13	30-Sep-13	0.20	0.28	\$581	\$0	\$581	\$0	0.80									
23417145a	14-001	TR - Final align FY14	01-Oct-13	29-Oct-13	4.20	5.97	\$12,598	\$0	\$12,598	\$0	0.80									
23417150	14-001	Alignment complete	07-Nov-13	11-Nov-13	0.60	2.00	\$4,223	\$0	\$4,223	\$0	0.80									
23417165		Procure S/R plumbing materials	03-Sep-13	30-Sep-13	4.00	0.00	\$0	\$0	\$12,255	\$12,255	0.80									
23417170		Procure S/R Vacuum materials	03-Sep-13	30-Sep-13	4.00	0.00	\$0	\$9,831	\$9,831	\$0	0.80									
<b>1.3.4.2 EXISTING ARCS (1-9, A, B, &amp; C)</b>			<b>03-Sep-13</b>	<b>18-Nov-13</b>	<b>11.00</b>	<b>64.21</b>	<b>\$133,121</b>	<b>\$7,920</b>	<b>\$141,041</b>	<b>\$0</b>	<b>24.40</b>									
<b>1.3.4.2.7 INSTALLATION</b>			<b>03-Sep-13</b>	<b>18-Nov-13</b>	<b>11.00</b>	<b>64.21</b>	<b>\$133,121</b>	<b>\$7,920</b>	<b>\$141,041</b>	<b>\$0</b>	<b>24.40</b>									
23427016LOE		Installation Team Engineering Support FY13 (12 Month Down)	03-Sep-13	30-Sep-13	4.00	4.56	\$9,073	\$0	\$9,073	\$0	0.00									
23427016LOI	14-001	Installation Team Engineering Support FY14 (12 Month Down)	01-Oct-13	15-Nov-13	6.80	7.76	\$15,918	\$0	\$15,918	\$0	0.00									
23427040		Hall A - Install FY13	03-Sep-13	30-Sep-13	4.00	6.47	\$13,196	\$0	\$13,196	\$0	9.60									
23427040a	14-001	Hall A - Install FY14	01-Oct-13	11-Oct-13	1.80	2.91	\$6,127	\$0	\$6,127	\$0	9.60									
23427047		Hall B - Install FY13	03-Sep-13	30-Sep-13	4.00	8.23	\$16,808	\$0	\$16,808	\$0	25.20									
23427047a	14-001	Hall B - Install FY14	01-Oct-13	11-Nov-13	6.00	12.35	\$26,015	\$0	\$26,015	\$0	25.20									
23427052		Hall C - Upstairs FY13	03-Sep-13	30-Sep-13	4.00	3.69	\$7,560	\$0	\$7,560	\$0	24.40									
23427052a	14-001	Hall C - Upstairs FY14	01-Oct-13	09-Oct-13	1.40	1.29	\$2,730	\$0	\$2,730	\$0	24.40									
23427057	14-001	Hall C - Install	10-Oct-13	15-Nov-13	5.40	16.95	\$35,693	\$0	\$35,693	\$0	24.40									
23427062		Material Handling costs (Vehicle)	03-Sep-13	15-Nov-13	10.80	0.00	\$0	\$18,239	\$18,239	\$0	16.20									
23427067	14-001	Material Handling costs DeObligation	18-Nov-13	18-Nov-13	0.20	0.00	\$0	(\$10,319)	(\$10,319)	\$0	16.20									
<b>1.3.4.4 INJECTOR &amp; RE-INJECTION</b>			<b>03-Sep-13</b>	<b>17-Sep-13</b>	<b>2.20</b>	<b>8.00</b>	<b>\$16,371</b>	<b>\$0</b>	<b>\$16,371</b>	<b>\$0</b>	<b>0.60</b>									
<b>1.3.4.4.7 INSTALLATION</b>			<b>03-Sep-13</b>	<b>17-Sep-13</b>	<b>2.20</b>	<b>8.00</b>	<b>\$16,371</b>	<b>\$0</b>	<b>\$16,371</b>	<b>\$0</b>	<b>0.60</b>									
23447010		45 MeV Dump - Re-install	03-Sep-13	17-Sep-13	2.20	8.00	\$16,371	\$0	\$16,371	\$0	0.60									
<b>1.3.4.5 ARC 10 &amp; HALL D BEAMLINE</b>			<b>03-Sep-13</b>	<b>23-Oct-13</b>	<b>7.40</b>	<b>50.40</b>	<b>\$106,693</b>	<b>\$2,999</b>	<b>\$123,654</b>	<b>\$13,962</b>	<b>18.20</b>									
<b>1.3.4.5.4 STANDS</b>			<b>03-Sep-13</b>	<b>23-Oct-13</b>	<b>7.40</b>	<b>3.15</b>	<b>\$7,456</b>	<b>\$2,999</b>	<b>\$24,417</b>	<b>\$13,962</b>	<b>2.60</b>									
23454055		100 kW dump Modifications (ARC10/H-D Stands) Procurement	03-Sep-13	23-Oct-13	7.40	0.00	\$0	\$2,999	\$2,999	\$0	2.60									
23454055a		100 kW dump Modifications (ARC10/H-D Stands) Labor/Expenses FY13	03-Sep-13	30-Sep-13	4.00	1.70	\$3,972	\$0	\$11,410	\$7,438	2.60									
23454055b	14-001	100 kW dump Modifications (ARC10/H-D Stands) Labor/Expenses FY14	01-Oct-13	23-Oct-13	3.40	1.45	\$3,484	\$0	\$10,008	\$6,524	2.60									
<b>1.3.4.5.8 INSTALLATION</b>			<b>03-Sep-13</b>	<b>23-Oct-13</b>	<b>7.40</b>	<b>47.25</b>	<b>\$99,237</b>	<b>\$0</b>	<b>\$99,237</b>	<b>\$0</b>	<b>18.20</b>									
23458040		Arc 10 Installation Completion FY13	03-Sep-13	30-Sep-13	4.00	10.13	\$21,274	\$0	\$21,274	\$0	6.20									
23458040a	14-001	Arc 10 Installation Completion FY14	01-Oct-13	14-Oct-13	2.00	5.07	\$10,976	\$0	\$10,976	\$0	6.20									
23458045		Hall D - Tagger dump installation FY13	25-Sep-13	30-Sep-13	0.80	4.81	\$9,842	\$0	\$9,842	\$0	18.00									
23458045a	14-001	Hall D - Tagger dump installation FY14	01-Oct-13	23-Oct-13	3.40	20.44	\$43,162	\$0	\$43,162	\$0	18.00									
23458060		Hall D - Install magnets and girders FY13	03-Sep-13	30-Sep-13	4.00	3.08	\$6,313	\$0	\$6,313	\$0	7.00									
23458060a	14-001	Hall D - Install magnets and girders FY14	01-Oct-13	03-Oct-13	0.60	0.46	\$977	\$0	\$977	\$0	7.00									
23458065		Hall D - Final align FY13	25-Sep-13	30-Sep-13	0.80	2.60	\$5,321	\$0	\$5,321	\$0	7.00									
23458065a	14-001	Hall D - Final align FY14	01-Oct-13	01-Oct-13	0.20	0.65	\$1,373	\$0	\$1,373	\$0	7.00									
<b>1.3.4.6 EXTRACTION</b>			<b>03-Sep-13</b>	<b>09-Oct-13</b>	<b>5.40</b>	<b>21.94</b>	<b>\$45,070</b>	<b>\$0</b>	<b>\$45,070</b>	<b>\$0</b>	<b>4.60</b>									
<b>1.3.4.6.3 STANDS</b>			<b>03-Sep-13</b>	<b>09-Oct-13</b>	<b>5.40</b>	<b>21.94</b>	<b>\$45,070</b>	<b>\$0</b>	<b>\$45,070</b>	<b>\$0</b>	<b>4.60</b>									
23463035a		Extraction - Upstairs	03-Sep-13	10-Sep-13	1.20	0.92	\$1,883	\$0	\$1,883	\$0	8.80									
23463045		Extraction - Install magnets and girders	03-Sep-13	23-Sep-13	3.00	13.52	\$27,554	\$0	\$27,554	\$0	0.40									
23463050		Extraction - Final align FY13	24-Sep-13	30-Sep-13	1.00	3.13	\$6,395	\$0	\$6,395	\$0	0.40									
23463050a	14-001	Extraction - Final align FY14	01-Oct-13	09-Oct-13	1.40	4.38	\$9,238	\$0	\$9,238	\$0	0.40									
<b>1.3.6 INSTRUMENTATION/CONTROLS/SAFETY SYS</b>			<b>03-Sep-13</b>	<b>31-Oct-14</b>	<b>58.20</b>	<b>376.39</b>	<b>\$888,141</b>	<b>\$503,407</b>	<b>\$1,447,026</b>	<b>\$55,479</b>	<b>6.60</b>									
<b>1.3.6.1 BEAM DIAGNOSTICS</b>			<b>03-Sep-13</b>	<b>31-Oct-14</b>	<b>58.20</b>	<b>181.61</b>	<b>\$436,762</b>	<b>\$431,975</b>	<b>\$900,842</b>	<b>\$32,105</b>	<b>4.00</b>									
<b>1.3.6.1.1 BPM'S</b>			<b>03-Sep-13</b>	<b>31-Oct-14</b>	<b>58.20</b>	<b>137.47</b>	<b>\$331,492</b>	<b>\$368,647</b>	<b>\$717,442</b>	<b>\$17,303</b>	<b>4.00</b>									
23611014B		Procurement Labor - SPM BPMs ELECTRONICS FY13	03-Sep-13	30-Sep-13	4.00	1.29	\$3,055	\$0	\$3,055	\$0	8.70									
23611014Ba	14-001	Procurement Labor - SPM BPMs ELECTRONICS FY14	01-Oct-13	01-Nov-13	4.70	1.48	\$3,625	\$0	\$3,625	\$0	8.70									
23611014D	14-001	Prormnt - SPM BPMs ELECTRONICS	01-Oct-13	02-Dec-13	8.60	0.00	\$0	\$36,269	\$36,269	\$0	4.80									

■ Primary Baseline   
 ■ Remaining Work   
 ◆ Baseline Milestone  
■ Actual Work   
 ■ Critical Remaining Work   
 ◆ Milestone



Activity ID	CR	Activity Name	Start	Finish	Original Duration	Budgeted Labor Units	Budgeted Labor Cost	Budgeted Material Cost	Budgeted Total Cost	Budgeted Nonlabor Cost	Total Float	FY2014	FY2015	FY2016	FY2017	FY2018	FY2019	FY2020	21
23611014D5		Prccmnt - SPM BPMs ELECTRONICS (Previously Obligated)	03-Sep-13	31-Oct-13	8.60	0.00	\$0	\$13,621	\$13,621	\$0	8.80								
23611015A	14-001	Labor - Fab & Assy - SEE BPMs ELECTRONICS	01-Oct-13	30-Jan-14	15.40	19.92	\$48,653	\$0	\$48,653	\$0	10.60								
23611015B	14-001	Prccmnt - Fab/Assy & Testing - SPM BPMs ELECTRONICS	01-Nov-13	02-Dec-13	4.00	0.00	\$0	\$55,903	\$55,903	\$0	4.80								
23611025	14-001	System Installation - Electronics SPM BPMs Part A	01-Nov-13	27-Nov-13	3.80	1.21	\$2,272	\$0	\$2,272	\$0	5.80								
23611025a	14-001	System Installation - Electronics SPM BPMs Part B	02-Dec-13	04-Mar-14	11.60	3.14	\$5,897	\$0	\$5,897	\$0	5.80								
23611025b	14-001	System Installation Contract Labor - Electronics SPM BPMs	01-Nov-13	02-Dec-13	4.00	0.00	\$0	\$0	\$17,303	\$17,303	17.20								
23611025c	14-001	System Installation Software Support - Electronics SPM BPMs Part A	01-Nov-13	27-Nov-13	3.80	1.92	\$5,365	\$0	\$5,365	\$0	4.80								
23611025ca	14-001	System Installation Software Support - Electronics SPM BPMs Part B	02-Dec-13	01-Apr-14	15.60	6.70	\$18,721	\$0	\$18,721	\$0	4.80								
23611026b		Hook-up & Check-out Arc 10 BPMs	03-Sep-13	30-Sep-13	4.00	2.80	\$6,342	\$0	\$6,342	\$0	0.80								
23611027	14-001	Hook-up & Check-out H-D B/L BPMs	12-Mar-14	01-Apr-14	3.00	3.40	\$7,946	\$0	\$7,946	\$0	4.80								
23611035M		SPM BPMs Comp		01-Apr-14	0.00	0.00	\$0	\$0	\$0	\$0	4.80								
23611036	14-001	First Article Cavities - nA BPM Sys	07-Jan-14	03-Mar-14	7.80	13.43	\$40,235	\$0	\$40,235	\$0	4.60								
23611037	14-001	Procurement Labor Cavities - nA BPM Sys	31-Mar-14	24-Jul-14	16.40	3.40	\$6,413	\$0	\$6,413	\$0	4.60								
23611037a	14-001	Procurement Cavities - nA BPM Sys	31-Mar-14	24-Jul-14	16.40	0.00	\$0	\$180,871	\$180,871	\$0	4.60								
23611038	14-001	First Article Unit RF Receiver - nA BPM Sys	31-Mar-14	06-Jun-14	9.80	6.13	\$18,407	\$0	\$18,407	\$0	17.20								
23611038a	14-001	First Article Unit Digital IF - nA BPM Sys	31-Mar-14	08-May-14	5.80	4.11	\$12,346	\$0	\$12,346	\$0	17.20								
23611038b	14-001	First Article Enclosure nA Receiver - nA BPM Sys	31-Mar-14	24-Apr-14	3.80	4.93	\$11,180	\$0	\$11,180	\$0	17.20								
23611039	14-001	Procurement Labor Electronics - nA BPM Sys	01-May-14	28-May-14	3.80	4.51	\$9,903	\$0	\$9,903	\$0	4.00								
23611040	14-001	Procurements Electronics - nA BPM Sys	01-May-14	28-May-14	3.80	0.00	\$0	\$35,751	\$35,751	\$0	4.00								
23611045	14-001	Assembly Electronics Labor - nA BPM Sys	30-Jun-14	24-Oct-14	16.60	10.20	\$21,085	\$0	\$21,085	\$0	4.00								
23611050	14-001	Assembly & Testing Procurement - nA BPM Sys	30-Jun-14	24-Oct-14	16.60	0.00	\$0	\$7,241	\$7,241	\$0	4.00								
23611055	14-001	System Installation Electronics - nA BPM Sytem (BPM)	30-Jul-14	31-Oct-14	13.40	4.25	\$7,988	\$0	\$7,988	\$0	4.00								
23611055a	14-001	System Installation Electronics Contract Labor - nA BPM Sytem (BPM)	30-Jul-14	31-Oct-14	13.40	0.00	\$0	\$14,482	\$14,482	\$0	4.00								
23611060	14-001	Software support - nA BPMs	31-Mar-14	28-Aug-14	21.40	13.60	\$38,009	\$0	\$38,009	\$0	13.00								
23611065a		System Documentation - BPMs FY13	03-Sep-13	30-Sep-13	4.00	1.38	\$2,867	\$0	\$2,867	\$0	52.40								
23611065a5	14-001	System Documentation - nA BPMs	04-Mar-14	27-Oct-14	33.40	4.39	\$9,435	\$0	\$9,435	\$0	4.80								
23611065aa	14-001	System Documentation - BPMs FY14	01-Oct-13	07-Nov-13	5.60	1.93	\$4,141	\$0	\$4,141	\$0	52.40								
23611065M		nA BPMs Comp		31-Oct-14	0.00	0.00	\$0	\$0	\$0	\$0	4.00								
23611070		First Article Unit - Power Supplies/PC104/Timing Modules SPM BPMs	03-Sep-13	16-Sep-13	2.00	3.00	\$7,101	\$0	\$7,101	\$0	10.00								
23611075		Procurement Labor - Power Supplies/PC104/Timing Modules SPM BPMs FY13	03-Sep-13	30-Sep-13	4.00	0.81	\$1,469	\$0	\$1,469	\$0	10.00								
23611075a	14-001	Procurement Labor - Power Supplies/PC104/Timing Modules SPM BPMs FY14	01-Oct-13	27-Nov-13	8.40	1.69	\$3,184	\$0	\$3,184	\$0	10.00								
23611080	14-001	Procurement - Power Supplies/PC104/Timing Modules SPM BPMs	03-Oct-13	10-Jan-14	12.40	0.00	\$0	\$20,889	\$20,889	\$0	10.00								
23611085	14-001	Assembly Labor - Power Supplies/PC104/Timing Modules SPM BPMs Part A	03-Oct-13	27-Nov-13	8.00	8.31	\$15,623	\$0	\$15,623	\$0	10.00								
23611085a	14-001	Assembly Labor - Power Supplies/PC104/Timing Modules SPM BPMs Part b	02-Dec-13	03-Feb-14	7.40	6.54	\$12,284	\$0	\$12,284	\$0	10.00								
23611090	14-001	Assembly Procurement - Power Supplies/PC104/Timing Modules SPM BPMs	03-Oct-13	03-Feb-14	15.40	0.00	\$0	\$1,704	\$1,704	\$0	10.00								
23611095	14-001	Installation Labor - Power Supplies/PC104/Timing Modules SPM BPMs Part A	03-Oct-13	27-Nov-13	8.00	0.56	\$1,054	\$0	\$1,054	\$0	10.00								
23611095a	14-001	Installation Labor - Power Supplies/PC104/Timing Modules SPM BPMs Part B	02-Dec-13	03-Feb-14	7.40	0.44	\$829	\$0	\$829	\$0	10.00								
23611100	14-001	Installation Procurement - Power Supplies/PC104/Timing Modules SPM BPMs	03-Oct-13	03-Feb-14	15.40	0.00	\$0	\$1,917	\$1,917	\$0	10.00								
23611913LOE		FY13 Mngmnt Effort for BPMs	03-Sep-13	30-Sep-13	4.00	0.27	\$782	\$0	\$782	\$0	13.40								
23611914LOE	14-001	FY14 Mngmnt Effort for BPMs Part A	01-Oct-13	27-Nov-13	8.40	0.38	\$1,133	\$0	\$1,133	\$0	13.40								
23611914LOE	14-001	FY14 Mngmnt Effort for BPMs Part B	02-Dec-13	26-Aug-14	36.20	1.38	\$4,148	\$0	\$4,148	\$0	13.40								
<b>1.3.6.1.2 HARPS</b>			<b>03-Sep-13</b>	<b>30-Sep-13</b>	<b>4.00</b>	<b>6.84</b>	<b>\$16,611</b>	<b>\$0</b>	<b>\$19,311</b>	<b>\$2,700</b>	<b>18.00</b>								
23612030		Harp Sys Implementn Labor	03-Sep-13	30-Sep-13	4.00	3.57	\$8,022	\$0	\$10,722	\$2,700	6.00								
23612035		Harp Systems Software Implementn & Cmmssng	03-Sep-13	30-Sep-13	4.00	3.20	\$8,394	\$0	\$8,394	\$0	6.00								
23612035M		Harp Sys Comp		30-Sep-13	0.00	0.00	\$0	\$0	\$0	\$0	6.00								
23612913LOE		FY13 Mngmnt Effort for Harps	03-Sep-13	30-Sep-13	4.00	0.07	\$195	\$0	\$195	\$0	17.80								
<b>1.3.6.1.3 VIEWERS</b>			<b>03-Sep-13</b>	<b>02-Dec-13</b>	<b>12.60</b>	<b>9.77</b>	<b>\$21,518</b>	<b>\$8,771</b>	<b>\$30,290</b>	<b>\$0</b>	<b>14.80</b>								
23613025a		Implementn of Viewer Syss Labor	03-Sep-13	30-Sep-13	4.00	2.00	\$3,709	\$0	\$3,709	\$0	6.00								
23613030		Software Implementn Viewer Systems	03-Sep-13	30-Sep-13	4.00	7.00	\$16,298	\$0	\$16,298	\$0	6.00								
23613035M		Viewers Sys Comp		30-Sep-13	0.00	0.00	\$0	\$0	\$0	\$0	6.00								
23613050	14-001	SLM System Controls	01-Oct-13	02-Dec-13	8.60	0.70	\$1,316	\$8,771	\$10,087	\$0	14.60								
23613913LOE		FY13 Mngmnt Effort for Viewer Syss	03-Sep-13	30-Sep-13	4.00	0.07	\$195	\$0	\$195	\$0	17.80								
<b>1.3.6.1.4 BEAM-BASED FEEDBACK SYSTEMS</b>			<b>05-Mar-14</b>	<b>22-Sep-14</b>	<b>28.20</b>	<b>27.54</b>	<b>\$67,141</b>	<b>\$54,557</b>	<b>\$133,799</b>	<b>\$12,102</b>	<b>9.80</b>								
23614014	14-001	FFB Sys Prccmnts	05-Mar-14	20-May-14	11.00	1.27	\$2,396	\$50,215	\$56,212	\$3,600	9.80								
23614015	14-001	FFB Sys Fabrication & Assy	23-Apr-14	23-Jun-14	8.60	9.35	\$21,632	\$1,059	\$27,065	\$4,374	9.80								

— Primary Baseline   
 ■ Remaining Work   
 ◆ Baseline Milestone  
■ Actual Work   
 ■ Critical Remaining Work   
 ◆ Milestone

Activity ID	CR	Activity Name	Start	Finish	Original Duration	Budgeted Labor Units	Budgeted Labor Cost	Budgeted Material Cost	Budgeted Total Cost	Budgeted Nonlabor Cost	Total Float	FY2014	FY2015	FY2016	FY2017	FY2018	FY2019	FY2020	21	
23614020	14-001	FFB Sys Component & VME Testing	23-Apr-14	23-Jun-14	8.60	3.40	\$8,304	\$3,283	\$11,587	\$0	22.40									
23614025	14-001	FFB Sys Hardware Implementn	24-Jun-14	22-Jul-14	4.00	1.70	\$3,195	\$0	\$7,323	\$4,128	9.80									
23614030	14-001	FFB Software Implementn	27-May-14	01-Aug-14	9.60	7.14	\$18,757	\$0	\$18,757	\$0	9.80									
23614035	14-001	FFB Slow Lock Implementn	04-Aug-14	15-Sep-14	6.00	1.70	\$4,751	\$0	\$4,751	\$0	9.80									
23614040	14-001	FFB Slow Lock & FFB Cmmssng	02-Sep-14	22-Sep-14	3.00	2.55	\$6,827	\$0	\$6,827	\$0	9.80									
23614045M		FFB Sys Comp		22-Sep-14	0.00	0.00	\$0	\$0	\$0	\$0	9.80									
23614050LOE	14-001	FY14 Mngmnt Effort for FFB	05-Mar-14	19-Sep-14	28.00	0.43	\$1,278	\$0	\$1,278	\$0	10.00									
<b>1.3.6.3 CONTROL SYSTEM SOFTWARE</b>			<b>03-Sep-13</b>	<b>30-Sep-13</b>	<b>4.00</b>	<b>7.45</b>	<b>\$20,281</b>	<b>\$0</b>	<b>\$20,281</b>	<b>\$0</b>	<b>18.00</b>									
2363015aa		Update Hi-Level Applications Labor	03-Sep-13	30-Sep-13	4.00	7.41	\$20,056	\$0	\$20,056	\$0	6.40									
2363913LOE		FY13 CSS Sys Mngmnt Effort	03-Sep-13	30-Sep-13	4.00	0.05	\$225	\$0	\$225	\$0	17.80									
<b>1.3.6.4 SAFETY SYSTEMS</b>			<b>03-Sep-13</b>	<b>02-Jun-14</b>	<b>36.80</b>	<b>146.06</b>	<b>\$340,612</b>	<b>\$54,194</b>	<b>\$414,173</b>	<b>\$19,368</b>	<b>28.00</b>									
<b>1.3.6.4.1 MACHINE PROTECTION</b>			<b>03-Sep-13</b>	<b>02-Jun-14</b>	<b>36.80</b>	<b>41.82</b>	<b>\$93,561</b>	<b>\$12,128</b>	<b>\$105,688</b>	<b>\$0</b>	<b>28.00</b>									
23641020		Test/QA FSD Hardware (MPS)	03-Sep-13	13-Sep-13	1.80	0.75	\$1,639	\$0	\$1,639	\$0	23.80									
23641025		Install FSD Wire & Cable (MPS) FY13	23-Sep-13	30-Sep-13	1.20	1.15	\$2,205	\$0	\$2,205	\$0	24.40									
23641025a	14-001	Install FSD Wire & Cable (MPS) FY14	01-Oct-13	15-Nov-13	6.80	6.50	\$12,892	\$0	\$12,892	\$0	24.40									
23641030		Install/Test FSD Hardware (MPS) FY13	03-Sep-13	30-Sep-13	4.00	1.09	\$2,506	\$0	\$2,506	\$0	23.80									
23641030a		Install/Test FSD Hardwarefor RF Installation(MPS) FY13	16-Sep-13	30-Sep-13	2.20	0.65	\$1,531	\$0	\$1,531	\$0	26.60									
23641030aa	14-001	Install/Test FSD Hardwarefor RF Installation(MPS) FY14	01-Oct-13	31-Oct-13	4.60	1.35	\$3,305	\$0	\$3,305	\$0	26.60									
23641030b	14-001	Install/Test FSD Hardware (MPS) FY14	01-Oct-13	20-Nov-13	7.40	2.01	\$4,783	\$0	\$4,783	\$0	23.80									
23641040		Develop/Install/Test FSD Software (MPS) FY13	16-Sep-13	30-Sep-13	2.20	0.65	\$1,752	\$0	\$1,752	\$0	26.60									
23641040a	14-001	Develop/Install/Test FSD Software (MPS) FY14	01-Oct-13	31-Oct-13	4.60	1.35	\$3,781	\$0	\$3,781	\$0	26.60									
23641045M		FSD Sys Comp (MPS)		20-Nov-13	0.00	0.00	\$0	\$0	\$0	\$0	23.80									
23641055		Test/QA BLM Hardware (MPS) FY13	03-Sep-13	30-Sep-13	4.00	0.96	\$2,272	\$0	\$2,272	\$0	26.80									
23641055a	14-001	Test/QA BLM Hardware (MPS) FY14	01-Oct-13	07-Oct-13	1.00	0.24	\$586	\$0	\$586	\$0	26.80									
23641060		Install BLM Wire & Cable (MPS) FY13	03-Sep-13	30-Sep-13	4.00	1.00	\$2,054	\$0	\$2,054	\$0	19.80									
23641060a	14-001	Install BLM Wire & Cable (MPS) FY14	01-Oct-13	20-Nov-13	7.40	1.85	\$3,920	\$0	\$3,920	\$0	19.80									
23641065		Install BLM Hardware (MPS) FY13	03-Sep-13	30-Sep-13	4.00	0.87	\$1,772	\$0	\$1,772	\$0	19.80									
23641065a	14-001	Install BLM Hardware (MPS) FY14	01-Oct-13	20-Nov-13	7.40	1.61	\$3,382	\$0	\$3,382	\$0	19.80									
23641075	14-001	Develop/Install/Test BLM Software (MPS)	15-Nov-13	20-Dec-13	4.80	2.00	\$5,590	\$0	\$5,590	\$0	19.80									
23641080M		BLM Sys Comp (MPS)		20-Dec-13	0.00	0.00	\$0	\$0	\$0	\$0	19.80									
23641085		Proc Tagger/Hall D Beam Loss Monitoring Hardware (MPS)	03-Sep-13	30-Sep-13	4.00	0.00	\$0	\$8,000	\$8,000	\$0	25.80									
23641087		Install BLM Wire & Cable (MPS) Tagger Hall D FY13	03-Sep-13	30-Sep-13	4.00	2.75	\$5,655	\$0	\$5,655	\$0	8.00									
23641087a	14-001	Install BLM Wire & Cable (MPS) Tagger Hall D FY14	01-Oct-13	13-Jan-14	13.00	8.95	\$18,964	\$0	\$18,964	\$0	8.00									
23641090		Test/QA Tagger/Hall D Beam Loss Monitoring Hardware (MPS) FY13	03-Sep-13	30-Sep-13	4.00	0.57	\$1,249	\$0	\$1,249	\$0	8.00									
23641090a	14-001	Test/QA Tagger/Hall D Beam Loss Monitoring Hardware (MPS) FY14	01-Oct-13	10-Jan-14	12.80	1.83	\$4,123	\$0	\$4,123	\$0	8.00									
23641095	14-001	Install/Test Tagger/Hall D Beam Loss Monitoring Sys (MPS)	07-Jan-14	17-Feb-14	5.80	2.00	\$4,322	\$0	\$4,322	\$0	8.00									
23641100	14-001	Rework FSD Cards	01-Oct-13	18-Nov-13	7.00	0.00	\$0	\$4,128	\$4,128	\$0	18.80									
23641100M		Beam Loss Ion Chamb Sys Comp (MPS)		17-Feb-14	0.00	0.00	\$0	\$0	\$0	\$0	8.00									
23641913LOE		FY13 Mngmnt & Elect Dsgn Supprt Effort for MPS	03-Sep-13	30-Sep-13	4.00	0.20	\$607	\$0	\$607	\$0	28.40									
23641914LOE	14-001	FY14 Mngmnt & Elect Dsgn Supprt Effort for MPS	01-Oct-13	02-Jun-14	32.60	1.50	\$4,670	\$0	\$4,670	\$0	28.40									
<b>1.3.6.4.2 BELS</b>			<b>03-Sep-13</b>	<b>02-Jun-14</b>	<b>36.80</b>	<b>17.03</b>	<b>\$40,778</b>	<b>\$13,759</b>	<b>\$59,696</b>	<b>\$5,160</b>	<b>28.00</b>									
23642005	14-001	Develop/Install/Test BELS Software	14-Oct-13	03-Jan-14	10.00	3.60	\$10,440	\$0	\$10,440	\$0	14.00									
23642014	14-001	Proc BELS Hardware	01-Oct-13	12-Nov-13	6.20	0.40	\$1,202	\$10,663	\$11,865	\$0	4.20									
23642015	14-001	Test/QA BELS Compnts	29-Oct-13	08-Jan-14	8.40	5.00	\$10,524	\$0	\$10,524	\$0	4.20									
23642019	14-001	Proc Remaining BELS Hardware	01-Oct-13	11-Dec-13	10.00	0.00	\$0	\$3,096	\$3,096	\$0	4.20									
23642020	14-001	Install BELS Hardware	13-Feb-14	14-Mar-14	4.40	6.80	\$14,357	\$0	\$19,517	\$5,160	4.20									
23642030M		BELS Sys Comp		14-Mar-14	0.00	0.00	\$0	\$0	\$0	\$0	4.20									
23642913LOE		FY13 Mngmnt & Elect Dsgn Supprt Effort for BELS	03-Sep-13	30-Sep-13	4.00	0.15	\$489	\$0	\$489	\$0	28.40									
23642914LOE	14-001	FY14 Mngmnt & Elect Dsgn Supprt Effort for BELS	01-Oct-13	02-Jun-14	32.60	1.08	\$3,766	\$0	\$3,766	\$0	28.40									
<b>1.3.6.4.3 PSS</b>			<b>03-Sep-13</b>	<b>02-Jun-14</b>	<b>36.80</b>	<b>87.22</b>	<b>\$206,273</b>	<b>\$28,307</b>	<b>\$248,789</b>	<b>\$14,208</b>	<b>28.00</b>									
23643020b		Proc Remaining Cable and PLC Systems	03-Sep-13	31-Oct-13	8.60	0.00	\$0	\$4,279	\$4,279	\$0	15.20									
23643045		Install Linac Cable Conduit, Infrastructure (PSS) FY13	03-Sep-13	30-Sep-13	4.00	1.59	\$2,657	\$0	\$4,797	\$2,141	15.20									
23643045a	14-001	Install Linac Cable Conduit, Infrastructure (PSS) FY14	01-Oct-13	16-Oct-13	2.40	0.95	\$1,645	\$0	\$2,970	\$1,325	15.20									
23643065	14-001	Fab & Test Beam Transport Monitor (PSS)	14-Oct-13	18-Nov-13	5.20	1.70	\$3,195	\$0	\$3,195	\$0	13.00									
23643070	14-001	Install Beam Transport Monitor (PSS)	01-Nov-13	20-Dec-13	6.80	9.00	\$23,954	\$0	\$23,954	\$0	13.00									

— Primary Baseline   
 ■ Remaining Work   
 ◆ Baseline Milestone  
■ Actual Work   
 ■ Critical Remaining Work   
 ◆ Milestone



Activity ID	CR 14-001	Activity Name	Start	Finish	Original Duration	Budgeted Labor Units	Budgeted Labor Cost	Budgeted Material Cost	Budgeted Total Cost	Budgeted Nonlabor Cost	Total Float	B	FY2014	FY2015	FY2016	FY2017	FY2018	FY2019	FY2020	Z1
23643070a	14-001	Install Beam Transport Monitor - EPICS Interface (PSS)	02-Dec-13	10-Jan-14	4.40	4.00	\$11,390	\$0	\$11,390	\$0	13.00									
23643100		Fab & Test Beam Stoppers & Diffusers (PSS) FY13	03-Sep-13	30-Sep-13	4.00	6.42	\$13,732	\$0	\$21,794	\$8,062	22.40									
23643100a	14-001	Fab & Test Beam Stoppers & Diffusers (PSS) FY14	01-Oct-13	04-Oct-13	0.80	1.28	\$2,834	\$0	\$4,498	\$1,664	22.40									
23643102	14-001	Update Stopper/Diffuser Software (PSS)	01-Nov-13	20-Dec-13	6.80	1.00	\$2,795	\$0	\$2,795	\$0	21.40									
23643105		Install Beam Stoppers & Diffusers (PSS) FY13	16-Sep-13	30-Sep-13	2.20	0.67	\$1,223	\$0	\$1,223	\$0	21.40									
23643105a	14-001	Install Beam Stoppers & Diffusers (PSS) FY14	01-Oct-13	30-Oct-13	4.40	1.33	\$2,524	\$0	\$2,524	\$0	21.40									
23643115	14-001	Test/QA PSS Beam Current Monitor Compnts	01-Nov-13	16-Dec-13	6.00	0.49	\$1,276	\$0	\$1,276	\$0	14.40									
23643117		Proc BCM Cavity Components- (PSS) Procurement	03-Sep-13	31-Oct-13	8.60	0.00	\$0	\$6,752	\$6,752	\$0	21.20									
23643117a		Proc BCM Cavity Components- (PSS) Expenses FY13	03-Sep-13	30-Sep-13	4.00	0.00	\$0	\$0	\$465	\$465	21.10									
23643117b	14-001	Proc BCM Cavity Components- (PSS) Expenses FY14	01-Oct-13	01-Nov-13	4.70	0.00	\$0	\$0	\$552	\$552	21.10									
23643120	14-001	Install & Test PSS Beam Current Monitor	15-Oct-13	20-Dec-13	9.40	7.20	\$16,217	\$0	\$16,217	\$0	14.40									
23643140		Upgrade MCC Console (PSS) FY13	03-Sep-13	30-Sep-13	4.00	2.03	\$4,019	\$0	\$4,019	\$0	23.60									
23643140a	14-001	Upgrade MCC Console (PSS) FY14	01-Oct-13	15-Oct-13	2.20	1.12	\$2,281	\$0	\$2,281	\$0	23.60									
23643145		Install & Test Tagger Access Control Sys (PSS) FY13	16-Sep-13	30-Sep-13	2.20	1.42	\$2,949	\$0	\$2,949	\$0	17.40									
23643145a	14-001	Install & Test Tagger Access Control Sys (PSS) FY14	01-Oct-13	27-Nov-13	8.40	5.44	\$11,617	\$0	\$11,617	\$0	17.40									
23643145b		Install & Test Hall D-MCC Access Control Sys (PSS) FY13	16-Sep-13	30-Sep-13	2.20	1.35	\$2,791	\$0	\$2,791	\$0	15.20									
23643145ba	14-001	Install & Test Hall D-MCC Access Control Sys (PSS) FY14	01-Oct-13	16-Dec-13	10.60	6.49	\$13,875	\$0	\$13,875	\$0	15.20									
23643150	14-001	Proc Equipment for H-A, B, C Upgrades (PSS)	04-Nov-13	28-Feb-14	14.80	0.00	\$0	\$7,473	\$7,473	\$0	3.60									
23643155	14-001	Install & Test H-A, B, C Upgrades (PSS)	04-Dec-13	28-Feb-14	10.80	4.00	\$8,644	\$0	\$8,644	\$0	3.60									
23643160	14-001	Create & Simulate PSS Logic Programs	03-Dec-13	15-Jan-14	4.80	3.00	\$9,016	\$0	\$9,016	\$0	12.40									
23643165	14-001	Install & Test PSS Logic Programs	02-Jan-14	15-Jan-14	2.00	4.12	\$11,458	\$0	\$11,458	\$0	12.40									
23643170M		Linac PSS Systems Comp		30-Sep-13	0.00	0.00	\$0	\$0	\$0	\$0	6.00									
23643175M		Halls A, B, C PSS Systems Comp		28-Feb-14	0.00	0.00	\$0	\$0	\$0	\$0	3.60									
23643180M		Tagger Bldng PSS Systems Comp		16-Dec-13	0.00	0.00	\$0	\$0	\$0	\$0	15.20									
23643185M		H-D PSS Systems Comp		10-Jan-14	0.00	0.00	\$0	\$0	\$0	\$0	13.00									
23643205	14-001	Install Public Address Sys (PSS)	04-Nov-13	16-Dec-13	5.80	2.00	\$4,209	\$0	\$4,209	\$0	15.20									
23643280	14-001	EPICS Interface Development	04-Nov-13	31-Jan-14	10.80	4.00	\$11,390	\$0	\$11,390	\$0	10.20									
23643350		PSS PLC Communications - Labor FY13	16-Sep-13	30-Sep-13	2.20	0.57	\$1,491	\$0	\$1,491	\$0	1.20									
23643350a	14-001	PSS PLC Communications - Labor FY14	01-Oct-13	27-Nov-13	8.40	2.19	\$5,875	\$0	\$5,875	\$0	1.20									
23643355	14-001	PSS PLC Communications - Procurements	03-Oct-13	31-Oct-13	4.20	0.00	\$0	\$9,803	\$9,803	\$0	1.20									
23643360		C-100 RF Commissioning PSS Support	03-Sep-13	30-Sep-13	4.00	1.52	\$2,998	\$0	\$2,998	\$0	6.00									
23643913LOE		FY13 Mngmnt & Supprt Effort for PSS	03-Sep-13	30-Sep-13	4.00	1.44	\$3,458	\$0	\$3,458	\$0	28.40									
23643914LOE	14-001	FY14 Mngmnt & Supprt Effort for PSS	01-Oct-13	02-Jun-14	32.60	10.89	\$26,761	\$0	\$26,761	\$0	28.40									
<b>1.3.6.5 DUMPS (HALL D &amp; INSERTABLE)</b>			<b>03-Sep-13</b>	<b>17-Jan-14</b>	<b>18.20</b>	<b>17.17</b>	<b>\$36,232</b>	<b>\$11,357</b>	<b>\$51,594</b>	<b>\$4,006</b>	<b>11.80</b>									
2365014	14-001	HD Dump Sys Prcrmnts	01-Oct-13	25-Oct-13	3.80	0.80	\$1,504	\$6,191	\$7,695	\$0	12.00									
2365015	14-001	HD Dump Sys Fab & Assy	01-Oct-13	25-Oct-13	3.80	4.00	\$7,518	\$2,502	\$10,537	\$516	12.00									
2365020	14-001	HD Dump Component Testing	01-Oct-13	25-Oct-13	3.80	2.80	\$5,904	\$0	\$5,904	\$0	12.00									
2365025	14-001	HD Dump Sys Implementn	01-Oct-13	17-Dec-13	10.80	3.50	\$6,769	\$1,744	\$11,749	\$3,236	12.00									
2365030	14-001	HD Dump Software Implementn & Cmmssng	21-Oct-13	17-Jan-14	11.00	3.00	\$8,595	\$0	\$8,595	\$0	12.00									
2365035M		HD Dump Comp		17-Jan-14	0.00	0.00	\$0	\$0	\$0	\$0	12.00									
2365045	14-001	Insertable Dump Sys Fab & Assy	01-Oct-13	25-Oct-13	3.80	1.60	\$3,116	\$919	\$4,288	\$254	2.20									
2365050	14-001	Insertable Dump Component Testing	01-Oct-13	25-Oct-13	3.80	0.80	\$1,504	\$0	\$1,504	\$0	2.20									
2365055	14-001	Insertable Dump Sys Implementn	01-Oct-13	25-Oct-13	3.80	0.60	\$1,128	\$0	\$1,128	\$0	2.20									
2365060		Insertable Dump Software Implementn & Cmmssng	01-Oct-13	25-Oct-13	3.80	0.00	\$0	\$0	\$0	\$0	2.20									
2365065M		Insertable Dump Comp		25-Oct-13	0.00	0.00	\$0	\$0	\$0	\$0	2.20									
2365913LOE		FY13 Mngmnt Effort for Dump	03-Sep-13	30-Sep-13	4.00	0.07	\$195	\$0	\$195	\$0	17.80									
<b>1.3.6.6 VACUUM CONTROLS</b>			<b>03-Sep-13</b>	<b>27-Sep-13</b>	<b>3.80</b>	<b>8.20</b>	<b>\$16,888</b>	<b>\$0</b>	<b>\$16,888</b>	<b>\$0</b>	<b>26.20</b>									
2366050a		ARC Vac Controls Software Implementn	03-Sep-13	27-Sep-13	3.80	2.20	\$5,958	\$0	\$5,958	\$0	26.00									
2366051		ARC Vac Controls Hardware Implementation & Testing	03-Sep-13	27-Sep-13	3.80	6.00	\$10,930	\$0	\$10,930	\$0	26.00									
2366055M		ARC Vacuum Controls Sys Comp		27-Sep-13	0.00	0.00	\$0	\$0	\$0	\$0	26.00									
<b>1.3.6.7 MAGNET INSTRUMENTATION</b>			<b>03-Sep-13</b>	<b>07-Feb-14</b>	<b>21.00</b>	<b>15.89</b>	<b>\$37,366</b>	<b>\$5,882</b>	<b>\$43,248</b>	<b>\$0</b>	<b>9.00</b>									
2367025a		Mag Instrmntn Software Implementn & Cmmssng FY13	03-Sep-13	30-Sep-13	4.00	0.92	\$2,258	\$0	\$2,258	\$0	9.20									
2367025aa	14-001	Mag Instrmntn Software Implementn & Cmmssng FY14	01-Oct-13	07-Feb-14	16.60	3.80	\$9,668	\$0	\$9,668	\$0	9.20									
2367030		Magnet Communication New I/O IP design - Labor FY13	03-Sep-13	30-Sep-13	4.00	0.17	\$425	\$0	\$425	\$0	2.80									
2367030a	14-001	Magnet Communication New I/O IP design - Labor FY14	01-Oct-13	13-Nov-13	6.40	0.27	\$702	\$0	\$702	\$0	2.80									

█ Primary Baseline   
 █ Remaining Work   
 ◆ Baseline Milestone  
█ Actual Work   
 █ Critical Remaining Work   
 ◆ Milestone

Activity ID	CR	Activity Name	Start	Finish	Original Duration	Budgeted Labor Units	Budgeted Labor Cost	Budgeted Material Cost	Budgeted Total Cost	Budgeted Nonlabor Cost	Total Float	B	FY2014	FY2015	FY2016	FY2017	FY2018	FY2019	FY2020	Z1
2367035	14-001	Magnet Communication New I/O IP design - Proc.	02-Oct-13	13-Nov-13	6.20	0.51	\$1,195	\$3,405	\$4,600	\$0	2.80									
2367040	14-001	Magnet Communication New I/O IP Fabrication	02-Oct-13	13-Nov-13	6.20	3.60	\$6,767	\$2,477	\$9,243	\$0	2.80									
2367045	14-001	Magnet Communication New I/O IP Testing	02-Oct-13	12-Nov-13	6.00	2.16	\$4,690	\$0	\$4,690	\$0	2.80									
2367050	14-001	Magnet Communication New I/O IP Installation	01-Oct-13	11-Nov-13	6.00	2.16	\$4,690	\$0	\$4,690	\$0	17.20									
2367055	14-001	Magnet Communication New I/O IP Software -Labor	01-Oct-13	11-Nov-13	6.00	2.32	\$6,972	\$0	\$6,972	\$0	2.80									
<b>1.4 CONSTRUCTION UPGRADE HALLS A, B, &amp; C</b>			03-Sep-13	03-Feb-16	119.00	5007.27	\$11,583,403	\$22,751,716	\$35,722,880	\$1,387,762	83.00									
<b>1.4.1 CONSTRUCTION HALL A</b>			03-Sep-13	30-Sep-13	4.00	3.00	\$5,657	\$3,858	\$9,515	\$0	11.40									
<b>1.4.1.5 BEAMLINE</b>			03-Sep-13	30-Sep-13	4.00	3.00	\$5,657	\$3,858	\$9,515	\$0	11.40									
<b>1.4.1.5.2 COMPTON POLARIMETER</b>			03-Sep-13	30-Sep-13	4.00	3.00	\$5,657	\$3,858	\$9,515	\$0	11.40									
24152015		Proc motion sys, Stands & Beam Line (COMP POLAR) Re-Baseline Obligation Split	03-Sep-13	30-Sep-13	4.00	0.00	\$0	\$12	\$12	\$0	11.40									
24152020		Proc motion sys, Stands & Beam Line (COMP POLAR)	03-Sep-13	30-Sep-13	4.00	0.00	\$0	\$3,846	\$3,846	\$0	11.40									
24152025		Install & Test (COMP POLAR)	03-Sep-13	30-Sep-13	4.00	3.00	\$5,657	\$0	\$5,657	\$0	11.40									
<b>1.4.1.5.3 MAPPING-ARC ENERGY MEASUREMENT</b>			03-Sep-13	03-Sep-13	0.20	0.00	\$0	\$0	\$0	\$0	15.20									
24153020		Install Rebuilt 9th Dipole in Shed (MAPPER)	03-Sep-13	03-Sep-13	0.20	0.00	\$0	\$0	\$0	\$0	15.20									
<b>1.4.2 CONSTRUCTION HALL B</b>			03-Sep-13	28-Jan-16	118.20	3693.98	\$8,603,296	\$13,882,407	\$23,258,405	\$772,702	83.80									
<b>1.4.2.1 MAGNET</b>			03-Sep-13	30-Sep-13	4.00	0.00	\$0	\$961,782	\$961,782	\$0	160.60									
<b>1.4.2.1.1 TOROIDAL MAGNET</b>			03-Sep-13	30-Sep-13	4.00	0.00	\$0	\$638,782	\$638,782	\$0	160.60									
24211090		Wang Torus Settlement	03-Sep-13	30-Sep-13	4.00	0.00	\$0	\$217,518	\$217,518	\$0	160.20									
24211095		Wang Torus Settlement Final	03-Sep-13	30-Sep-13	4.00	0.00	\$0	\$421,264	\$421,264	\$0	160.20									
<b>1.4.2.1.2 SOLENOID</b>			03-Sep-13	30-Sep-13	4.00	0.00	\$0	\$323,000	\$323,000	\$0	160.60									
24212000		Wang Solenoid Settlement	03-Sep-13	30-Sep-13	4.00	0.00	\$0	\$36,925	\$36,925	\$0	160.20									
24212005		Wang Solenoid Settlement Final	03-Sep-13	30-Sep-13	4.00	0.00	\$0	\$286,076	\$286,076	\$0	160.20									
<b>1.4.2.2 DETECTORS</b>			03-Sep-13	04-Aug-15	95.00	1156.17	\$2,024,548	\$2,060,978	\$4,344,339	\$258,813	107.00									
<b>1.4.2.2.1 TRACKING</b>			03-Sep-13	01-Apr-15	77.80	428.07	\$825,786	\$1,384,849	\$2,304,656	\$94,020	124.20									
<b>1.4.2.2.1.1 SILICON DETECTOR</b>			03-Sep-13	12-Dec-14	63.80	308.47	\$600,109	\$1,097,340	\$1,791,469	\$94,020	138.20									
242211013E		SVT-FY13 Travel	03-Sep-13	30-Sep-13	4.00	0.00	\$0	\$0	\$4,503	\$4,503	143.80									
242211014E	14-001	SVT-FY14 Travel	01-Oct-13	30-Sep-14	49.40	0.00	\$0	\$0	\$34,259	\$34,259	143.80									
242211130		HBI - SVT Engineering and Construction Oversight FY13	03-Sep-13	30-Sep-13	4.00	2.58	\$7,517	\$0	\$7,517	\$0	143.80									
242211140	14-001	HBI - SVT Engineering and Construction Oversight FY14	01-Oct-13	30-Sep-14	49.40	23.74	\$71,391	\$0	\$71,391	\$0	143.80									
242211145	14-001	HBI - SVT Engineering and Construction Oversight FY15	01-Oct-14	31-Oct-14	4.60	4.00	\$12,029	\$0	\$12,029	\$0	143.80									
242211160t		FNAL Construction and test (Jlab/FNAL) of R1-R3 production modules (60 modules) Part A	03-Sep-13	30-May-14	36.40	0.00	\$0	\$22,828	\$22,828	\$0	45.80									
242211160u		FNAL Construction and test (Jlab/FNAL) of R1-R3 production modules (60 modules) Part B	03-Sep-13	30-May-14	36.40	0.00	\$0	\$222,139	\$222,139	\$0	46.75									
242211160w		FNAL Construction and test (Jlab/FNAL) of R4 production modules Phase 1	03-Sep-13	30-Sep-14	53.40	0.00	\$0	\$46,506	\$46,506	\$0	52.40									
242211160w5		FNAL Construction and test (Jlab/FNAL) of R4 production modules Phase 2	03-Sep-13	30-Sep-14	53.40	0.00	\$0	\$63,582	\$63,582	\$0	52.40									
242211335		MECH GRP - Modules: assembly table, mounting, and alignment fixture procurement - P	03-Sep-13	13-Sep-13	1.80	0.00	\$0	\$1,290	\$1,290	\$0	51.00									
242211340	14-001	MECH GRP - Modules: assembly table, mounting, and alignment fixture construction - La	04-Oct-13	31-Oct-13	4.00	1.00	\$1,893	\$0	\$1,893	\$0	51.00									
242211360		HBI - Electronics HFCB R1-R4 - Proc	03-Sep-13	31-Mar-14	27.80	0.00	\$0	\$101,920	\$101,920	\$0	65.80									
242211361		HBI - Electronics HFCB R1-R4 - Proc First Article 6 cables	03-Sep-13	20-Sep-13	2.80	0.00	\$0	\$7,350	\$7,350	\$0	105.40									
242211365a		HBI - Cable assemblies: HV, LV, and data - Proc	03-Sep-13	31-Jan-14	19.60	0.00	\$0	\$80,925	\$80,925	\$0	64.55									
242211367		HBI - Cable assemblies: Pulser	03-Sep-13	31-Mar-14	27.80	0.00	\$0	\$19,640	\$19,640	\$0	56.35									
242211370		HBI - Cable assemblies: HV, LV, and data fabrication and testing R1-R4 - Labor FY13	03-Sep-13	30-Sep-13	4.00	0.55	\$1,001	\$0	\$1,001	\$0	49.80									
242211370a	14-001	HBI - Cable assemblies: HV, LV, and data fabrication and testing R1-R4 - Labor FY14	01-Oct-13	30-May-14	32.40	4.45	\$8,365	\$0	\$8,365	\$0	49.80									
242211380	14-001	HBI - Sloco: HV, LV, PS distribution system (fabricate) - Labor	01-Nov-13	15-Nov-13	2.20	0.75	\$1,410	\$0	\$1,410	\$0	51.00									
242211390	14-001	HBI - Sloco: Slow controls for monitoring and charge calibration system: component proc	01-Oct-13	20-Dec-13	11.40	0.00	\$0	\$67,644	\$67,644	\$0	75.40									
242211395	14-001	HBI - Sloco: Slow controls for monitoring and charge calib system: assemble, test, and deb	02-Jan-14	03-Mar-14	8.40	8.00	\$19,539	\$0	\$19,539	\$0	75.40									
242211400a	14-001	HBI - Sloco: Slow controls for monitor and charge calib system: develop sloco software (1/	07-Jan-14	10-Jun-14	21.80	13.00	\$28,937	\$0	\$28,937	\$0	61.40									
242211405	14-001	MECH GRP - Faraday cage protective enclosure system Manufacturing Drawings - Labor	01-Oct-13	03-Feb-14	15.80	1.00	\$2,987	\$0	\$3,911	\$925	59.80									
242211405a		Obligated Procured Labor for Activity 242211405	03-Sep-13	03-Feb-14	19.80	0.00	\$0	\$1,792	\$1,792	\$0	59.80									
242211410		MECH GRP - Faraday cage protective enclosure system specifications and procurement	03-Sep-13	30-Sep-13	4.00	0.04	\$109	\$0	\$109	\$0	59.80									
242211410a	14-001	MECH GRP - Faraday cage protective enclosure system specifications and procurement	01-Oct-13	13-Feb-14	17.40	0.16	\$485	\$0	\$485	\$0	59.80									
242211415	14-001	MECH GRP - Faraday cage protective enclosure system - Proc	14-Feb-14	03-Mar-14	2.40	0.00	\$0	\$12,973	\$12,973	\$0	59.80									
242211445	14-001	HBI - DAQ-VSCM develop program and test - Labor	17-Oct-13	18-Mar-14	19.60	6.00	\$18,031	\$0	\$18,031	\$0	49.80									
242211460	14-001	MECH GRP - Cooling system: procurement - proc	04-Oct-13	15-Nov-13	6.20	0.00	\$0	\$8,158	\$8,158	\$0	51.00									
242211465		MECH GRP - Support, cooling, coldplate, and alignment of stave: manufacturing Drawings	03-Sep-13	20-Sep-13	2.80	0.50	\$1,447	\$0	\$5,927	\$4,480	51.00									

█ Primary Baseline   
 █ Remaining Work   
 █ Critical Remaining Work   
 ◆ Baseline Milestone   
 ◆ Milestone



Activity ID	CR 14-001	Activity Name	Start	Finish	Original Duration	Budgeted Labor Units	Budgeted Labor Cost	Budgeted Material Cost	Budgeted Total Cost	Budgeted Nonlabor Cost	Total Float	FY2014	FY2015	FY2016	FY2017	FY2018	FY2019	FY2020	21
242211470		MECH GRP - Support, cooling, coldplate, and alignment of stave: procurement prep - Lab	23-Sep-13	30-Sep-13	1.20	0.20	\$579	\$0	\$579	\$0	51.00								
242211475	14-001	MECH GRP - Support, cooling, coldplate, and alignment of stave - Proc	01-Oct-13	31-Oct-13	4.60	0.00	\$0	\$26,129	\$26,129	\$0	51.00								
242211480	14-001	MECH GRP - Support, cooling, coldplate, and alignment of stave Faraday Cage inner: con	01-Nov-13	15-Nov-13	2.20	7.00	\$14,344	\$0	\$16,193	\$1,849	51.00								
242211485	14-001	MECH GRP - Mounting and aligning on support structure in lab, R1-R3 - Labor	18-Nov-13	15-May-14	23.60	13.00	\$25,700	\$0	\$27,550	\$1,849	51.00								
242211490		HBI - Module R1-R4 : quality assurance, test, and burn-in at FNAL - Labor FY13	03-Sep-13	30-Sep-13	4.00	6.70	\$10,580	\$0	\$10,580	\$0	45.80								
242211490a	14-001	HBI - Module R1-R4 : quality assurance, test, and burn-in at FNAL - Labor FY14	01-Oct-13	30-Sep-14	49.40	82.80	\$134,831	\$0	\$134,831	\$0	45.80								
242211495M		End of BST R1-R4 Production		30-Sep-14	0.00	0.00	\$0	\$0	\$0	\$0	45.80								
242211515		HBI - Electronics: HFCB assembly - Proc Part A	03-Sep-13	30-Apr-14	32.20	0.00	\$0	\$24,520	\$24,520	\$0	78.60								
242211520	14-001	HBI - Electronics: HFCB assembly - Proc Part B	04-Dec-13	31-Jul-14	32.20	0.00	\$0	\$34,620	\$34,620	\$0	65.80								
242211530		HBI - Compunetics HFCB Bend Test - Proc	03-Sep-13	30-Sep-13	4.00	0.00	\$0	\$200	\$200	\$0	105.40								
242211545	14-001	MECH GRP - Mounting and aligning on support structure in lab, R4 - Labor	19-May-14	04-Aug-14	10.80	7.00	\$14,344	\$0	\$16,193	\$1,849	49.80								
242211600	14-001	HBI - Full system R4, test and burn-in in Cleanroom EEL 121 - Labor	22-Jul-14	18-Aug-14	4.00	16.00	\$26,128	\$0	\$26,128	\$0	51.80								
242211605		HBI - Bus cable PCB production - Proc	03-Sep-13	27-Nov-13	12.40	0.00	\$0	\$22,550	\$22,550	\$0	53.20								
242211610		HBI - Bus cable PCB receive and Test - Labor FY13	05-Sep-13	30-Sep-13	3.60	0.24	\$437	\$0	\$437	\$0	53.20								
242211610a	14-001	HBI - Bus cable PCB receive and Test - Labor FY14	01-Oct-13	20-Dec-13	11.40	0.76	\$1,428	\$0	\$1,428	\$0	53.20								
242211615	14-001	HBI - Full system R1-R3, test and burn-in in Cleanroom EEL 121 - Labor	10-Dec-13	02-Jun-14	23.00	41.00	\$48,337	\$0	\$48,337	\$0	49.80								
242211620		FNAL Tooling	03-Sep-13	30-Sep-13	4.00	0.00	\$0	\$6,259	\$6,259	\$0	110.20								
242211635	14-001	HBI - LV cards - Proc	01-Oct-13	31-Mar-14	23.80	0.00	\$0	\$50,584	\$50,584	\$0	71.40								
242211645	14-001	HBI - Module Reception tests at JLAB - Labor	09-Dec-13	31-Oct-14	44.60	15.00	\$33,822	\$0	\$33,822	\$0	53.80								
242211655	14-001	HBI - VXS crate - Proc	01-Oct-13	31-Mar-14	23.80	0.00	\$0	\$11,348	\$11,348	\$0	71.40								
242211660	14-001	INFRA STR - Backup Environmental and power system for SVT Clean Room - Proc	02-Apr-14	02-Jun-14	8.60	0.00	\$0	\$6,448	\$6,448	\$0	62.60								
242211670		INFRA STR - Integrated Humidity Reduction System for SVT Control room - Proc	03-Sep-13	31-Oct-13	8.60	0.00	\$0	\$4,662	\$4,662	\$0	90.60								
242211675	14-001	INFRA STR - Integrated Humidity Reduction System for SVT Control room - Proc	02-Apr-14	02-Jun-14	8.60	0.00	\$0	\$8,777	\$8,777	\$0	62.60								
242211680	14-001	MECH GRP - Full system test Integration of SVT R3/R4 - Labor	01-Oct-14	12-Dec-14	10.20	20.70	\$38,802	\$0	\$38,802	\$0	45.80								
242211685	14-001	MECH GRP - Region 4 Support, cooling, coldplate, and alignment structure: manufacturing	15-Oct-13	31-Jan-14	13.60	3.00	\$7,866	\$0	\$18,961	\$11,095	53.80								
242211690	14-001	MECH GRP - Region 4 Support, cooling, coldplate, and alignment structure: procurement	03-Feb-14	14-Feb-14	2.00	0.20	\$597	\$0	\$597	\$0	53.80								
242211695	14-001	MECH GRP - Region 4 Support, cooling, coldplate, and alignment structure: - Proc	17-Feb-14	31-Mar-14	6.20	0.00	\$0	\$18,378	\$18,378	\$0	53.80								
242211700	14-001	MECH GRP - Region 4 Support, cooling, coldplate, and alignment structure: construct & a	01-Apr-14	18-Apr-14	2.80	5.00	\$10,558	\$0	\$12,407	\$1,849	53.80								
242211705		MECH GRP - Tooling for assembly and repairs: manufacturing Drawings - Labor/Expense	03-Sep-13	30-Sep-13	4.00	0.32	\$933	\$0	\$3,246	\$2,312	51.30								
242211705a	14-001	MECH GRP - Tooling for assembly and repairs: manufacturing Drawings - Labor/Expense	01-Oct-13	15-Oct-13	2.20	0.18	\$530	\$0	\$1,842	\$1,312	51.30								
242211710		MECH GRP - Tooling for assembly and repairs: procurement prep - Labor FY13	03-Sep-13	30-Sep-13	4.00	0.09	\$269	\$0	\$269	\$0	51.30								
242211710a	14-001	MECH GRP - Tooling for assembly and repairs: procurement prep - Labor FY14	01-Oct-13	01-Nov-13	4.70	0.11	\$320	\$0	\$320	\$0	51.30								
242211715		MECH GRP - Tooling for assembly and repairs - Proc	03-Sep-13	02-Dec-13	12.40	0.00	\$0	\$8,309	\$8,309	\$0	51.30								
242211720	14-001	MECH GRP - Tooling for assembly and repairs construct and assemble - Labor	02-Dec-13	02-Jan-14	3.00	5.00	\$10,558	\$0	\$14,256	\$3,698	51.30								
242211725	14-001	MECH GRP - Tooling for disassembly, and repairs : manufacturing Drawings - Labor	01-Nov-13	28-Feb-14	15.00	2.00	\$5,974	\$0	\$18,918	\$12,944	71.00								
242211730	14-001	MECH GRP - Tooling for disassembly and repairs: procurement prep - Labor	03-Mar-14	14-Mar-14	2.00	0.40	\$1,195	\$0	\$1,195	\$0	71.00								
242211735	14-001	MECH GRP - Tooling for disassembly, and repairs - Proc	17-Mar-14	30-May-14	10.80	0.00	\$0	\$12,104	\$12,104	\$0	71.00								
242211740	14-001	MECH GRP - Tooling for disassembly and repairs Build - Labor	02-May-14	13-Jun-14	6.00	5.00	\$10,558	\$0	\$14,256	\$3,698	71.00								
242211745	14-001	MECH GRP - Environmental Control System - Proc	05-Feb-14	22-Sep-14	32.20	0.00	\$0	\$24,794	\$24,794	\$0	47.00								
242211755		HBI - Additional HFCB - Proc	03-Sep-13	31-Mar-14	27.80	0.00	\$0	\$39,100	\$39,100	\$0	81.60								
242211800	14-001	Installation MECH GRP - Support and alignment tube, MFG Drawings - Labor	03-Feb-14	01-Apr-14	8.40	2.00	\$5,974	\$0	\$13,370	\$7,397	58.80								
242211805	14-001	Installation MECH GRP - Support & alignment tube - Proc - prep - Labor	02-Apr-14	15-Apr-14	2.00	1.00	\$1,893	\$0	\$1,893	\$0	58.80								
242211810	14-001	Installation MECH GRP - Support and alignment tube - Proc	16-Apr-14	02-Jun-14	6.60	0.00	\$0	\$16,482	\$16,482	\$0	58.80								
242211815	14-001	Installation MECH GRP - Support and alignment (construction) - Labor	03-Jun-14	27-Jun-14	3.80	3.00	\$6,772	\$0	\$6,772	\$0	58.80								
242211825	14-001	Installation MECH GRP - AC Distribution - proc prep - Labor	09-Jan-14	23-Jan-14	2.00	1.00	\$1,880	\$0	\$1,880	\$0	86.80								
242211830	14-001	Installation MECH GRP - AC Distribution - Proc	24-Jan-14	21-Feb-14	4.20	0.00	\$0	\$8,076	\$8,076	\$0	86.80								
242211860	14-001	Installation MECH GRP - Purging system: procurement prep - Labor	14-May-14	28-May-14	2.00	1.00	\$2,987	\$0	\$2,987	\$0	55.00								
242211865	14-001	Installation MECH GRP - Purging system: installation - Proc	29-May-14	26-Jun-14	4.20	0.00	\$0	\$5,494	\$5,494	\$0	55.00								
242211870	14-001	Installation MECH GRP - Purging system: installation in clean room- Labor	05-Aug-14	02-Sep-14	4.00	3.00	\$6,772	\$0	\$6,772	\$0	49.80								
242211875	14-001	MECH GRP - Construct silicon module shipping containers -Proc Part A	01-Oct-13	28-Feb-14	19.60	0.00	\$0	\$21,893	\$21,893	\$0	69.40								
242211875a	14-001	MECH GRP - Construct silicon module shipping containers -Proc Part B	05-Mar-14	22-Jul-14	19.60	0.00	\$0	\$30,982	\$30,982	\$0	49.40								
242211876	14-001	MECH GRP - Module shipping Charges from FNAL to Jlab - Proc	02-Dec-13	15-Oct-14	43.20	0.00	\$0	\$13,415	\$13,415	\$0	46.60								
242211885	14-001	MECH GRP - Module inserts Copper/PEEK Part A	01-Oct-13	17-Dec-13	10.80	0.00	\$0	\$2,735	\$2,735	\$0	106.00								
242211890	14-001	MECH GRP - Module inserts Copper/PEEK Part B	07-Jan-14	24-Mar-14	10.80	0.00	\$0	\$42,735	\$42,735	\$0	94.00								
242211918M		SVT Ready for Installation		12-Dec-14	0.00	0.00	\$0	\$0	\$0	\$0	45.80								

— Primary Baseline   
 ■ Remaining Work   
 ◆ Baseline Milestone  
■ Actual Work   
 ■ Critical Remaining Work   
 ◆ Milestone

Activity ID	CR	Activity Name	Start	Finish	Original Duration	Budgeted Labor Units	Budgeted Labor Cost	Budgeted Material Cost	Budgeted Total Cost	Budgeted Nonlabor Cost	Total Float	B	FY2014	FY2015	FY2016	FY2017	FY2018	FY2019	FY2020	21
<b>1.4.2.2.1.3 FORWARD DRIFT CHAMBERS</b>			03-Sep-13	01-Apr-15	77.80	119.60	\$225,677	\$287,509	\$513,187	\$0	33.00									
242213073		ODU Contract Mount Electronics on Chambers	03-Sep-13	30-Sep-14	53.40	0.00	\$0	\$122,487	\$122,487	\$0	57.00									
242213078		De-Obligation of ODU Contract	15-Oct-13	15-Oct-13	0.20	0.00	\$0	(\$47,487)	(\$47,487)	\$0	104.20									
242213092		ISU Contract Phase 4b - String wires and test chamber 5	03-Sep-13	31-Jan-14	19.60	0.00	\$0	\$16,334	\$16,334	\$0	76.80									
242213097		ISU Contract Phase 5b - String wires and test chamber 6	03-Sep-13	31-Jan-14	19.60	0.00	\$0	\$38,906	\$38,906	\$0	76.80									
242213100		ISU Contract Phase 6 - Ship chambers, fixtures and equipment to JLab	03-Sep-13	30-Apr-14	32.20	0.00	\$0	\$88,172	\$88,172	\$0	76.80									
242213133C		P-#2 Build Boxes and Associated Hardware FY13	03-Sep-13	30-Sep-13	4.00	0.04	\$70	\$0	\$70	\$0	67.40									
242213133Ca	14-001	P-#2 Build Boxes and Associated Hardware FY14	01-Oct-13	29-May-14	32.20	0.31	\$580	\$0	\$580	\$0	67.40									
242213232		P-#3 Build Boxes and Associated Hardware FY13	03-Sep-13	30-Sep-13	4.00	0.05	\$85	\$0	\$85	\$0	82.20									
242213232a	14-001	P-#3 Build Boxes and Associated Hardware FY14	01-Oct-13	02-Apr-14	24.20	0.28	\$534	\$0	\$534	\$0	82.20									
24221330PA		Proc LVHV Distribution Cables and Boxes	03-Sep-13	01-Apr-15	77.40	0.00	\$0	\$65,000	\$65,000	\$0	33.00									
242213331		HV Dist Box Construction and Testing Labor	03-Sep-13	01-Apr-15	77.40	0.00	\$0	\$3,900	\$3,900	\$0	33.00									
242213335Pa		P-#4 Proc Cleanroom Fixtures and Equipment Part B	03-Sep-13	27-Sep-13	3.80	0.00	\$0	\$197	\$197	\$0	91.40									
242213342		P-#4 String Chambers FY13	03-Sep-13	30-Sep-13	4.00	1.16	\$2,115	\$0	\$2,115	\$0	45.80									
242213342a	14-001	P-#4 String Chambers FY14	01-Oct-13	07-Jan-14	12.20	3.52	\$6,656	\$0	\$6,656	\$0	45.80									
242213347	14-001	P-#5 String Chambers	08-Jan-14	19-Dec-14	48.40	114.24	\$215,638	\$0	\$215,638	\$0	45.80									
242213355M		Chambers Complete	01-Apr-15	01-Apr-15	0.00	0.00	\$0	\$0	\$0	\$0	33.00									
<b>1.4.2.2.2 CALORIMETRY</b>			03-Sep-13	04-Nov-14	58.60	10.10	\$13,722	\$15,511	\$29,233	\$0	56.00									
<b>1.4.2.2.2.3 FORWARD CALORIMETER</b>			03-Sep-13	04-Nov-14	58.60	10.10	\$13,722	\$15,511	\$29,233	\$0	56.00									
242223312		Procured Labor for Modules 5 & 6	03-Sep-13	25-Oct-13	7.80	0.00	\$0	\$4,375	\$4,375	\$0	89.40									
242223520		Testing #6 FY13	03-Sep-13	30-Sep-13	4.00	4.07	\$6,717	\$0	\$6,717	\$0	89.40									
242223520a	14-001	Testing #6 FY14	01-Oct-13	14-Oct-13	2.00	2.03	\$3,465	\$0	\$3,465	\$0	89.40									
242223525	14-001	Disassemble #6	15-Oct-13	22-Oct-13	1.20	3.00	\$1,647	\$0	\$1,647	\$0	89.40									
242223530	14-001	Move #6 to storage	23-Oct-13	24-Oct-13	0.40	1.00	\$1,893	\$0	\$1,893	\$0	89.40									
242223562		Store module #6	25-Oct-13	25-Oct-13	0.20	0.00	\$0	\$0	\$0	\$0	89.40									
242223563M		PCAL Complete		25-Oct-13	0.00	0.00	\$0	\$0	\$0	\$0	89.40									
242223570	14-001	Repair Calorimeter PMT's	05-Mar-14	04-Nov-14	34.40	0.00	\$0	\$10,319	\$10,319	\$0	55.80									
242223575		Forklift Rental for ESB	03-Sep-13	31-Oct-13	8.60	0.00	\$0	\$817	\$817	\$0	105.60									
<b>1.4.2.2.3 TIME OF FLIGHT</b>			03-Sep-13	04-Aug-15	95.00	270.40	\$400,517	\$378,784	\$844,081	\$64,780	23.80									
<b>1.4.2.2.3.1 CENTRAL TOF</b>			03-Sep-13	04-Aug-15	95.00	202.40	\$392,985	\$229,449	\$678,842	\$56,407	9.20									
242231013E		CTOF-FY13 Travel	03-Sep-13	30-Sep-13	4.00	0.00	\$0	\$0	\$485	\$485	99.60									
242231115	14-001	Refurbish Laser Calibration System	03-Oct-13	02-Sep-14	45.00	7.65	\$17,728	\$0	\$24,863	\$7,135	54.40									
242231120		Refurbish Laser Calibration System FY 13 Obligated Procurement	03-Sep-13	30-Sep-13	4.00	0.00	\$0	\$70	\$70	\$0	99.80									
242231125	14-001	Purchase UV Glue, Tooling and Materials	03-Oct-13	31-Jul-14	40.60	0.00	\$0	\$0	\$1,347	\$1,347	34.80									
242231140	14-001	Final Drawings of Tooling for wrapping	01-Oct-13	20-Dec-13	11.40	1.00	\$2,052	\$0	\$2,052	\$0	24.20									
242231145	14-001	Fabricate Tooling for Wrapping	29-Oct-13	28-Jan-14	11.00	1.00	\$1,893	\$0	\$4,457	\$2,564	24.20									
242231200	14-001	Purchase buffing tools and materials	03-Oct-13	03-Feb-14	15.40	0.25	\$749	\$0	\$5,324	\$4,575	38.80									
242231205	14-001	Purchase 900 shts, 12 sqin, VM2002, for wrapping	03-Oct-13	03-Feb-14	15.40	0.00	\$0	\$2,569	\$2,569	\$0	36.60									
242231215	14-001	Polishing/finishing LG	01-Oct-13	02-Jan-14	11.60	7.00	\$9,864	\$0	\$11,020	\$1,156	26.60									
242231220	14-001	Wrapping and Transmittance test of LG	04-Oct-13	24-Jan-14	14.00	12.00	\$16,298	\$0	\$16,298	\$0	26.60									
242231245	14-001	Two-side glue Counters in Support Arm	27-Jan-14	01-Aug-14	26.60	18.00	\$21,240	\$0	\$21,240	\$0	26.60									
242231250	14-001	Counter-in-rack storage and wrapping	29-Jan-14	01-Jul-14	21.80	17.00	\$23,714	\$0	\$23,714	\$0	24.20									
242231255	14-001	Transmittance test of assembled Counters in Rack	04-Jun-14	20-Nov-14	24.00	7.00	\$12,271	\$0	\$12,271	\$0	24.20									
242231260	14-001	Final Drawings of CTOF Support and Solenoid Harness	03-Oct-13	23-May-14	31.20	4.00	\$8,208	\$0	\$8,208	\$0	34.40									
242231262	14-001	CTOF Support and Solenoid Harness Engineer analysis	10-Jan-14	25-Jun-14	23.40	3.00	\$8,960	\$0	\$8,960	\$0	37.60									
242231265	14-001	CTOF procure support and solenoid harness and interface rings	01-Oct-14	18-Mar-15	22.00	0.00	\$0	\$45,479	\$45,479	\$0	24.20									
242231270	14-001	Final drawings for counter installation arm - cart and transport rack	28-Oct-13	07-Oct-14	46.60	12.00	\$24,624	\$0	\$24,624	\$0	34.40									
242231272	14-001	Counter installation arm - cart and transport rack Engineering Analysis	20-Mar-14	02-Jul-14	14.80	4.00	\$11,947	\$0	\$11,947	\$0	34.40									
242231275	14-001	CTOF procure installation tooling and transport rack	15-Aug-14	03-Feb-15	22.20	0.00	\$0	\$11,353	\$11,353	\$0	34.40									
242231280	14-001	Final Drawings of Magnetic Shield Compensating Coil	06-Dec-13	25-Feb-14	9.80	3.00	\$6,156	\$0	\$6,156	\$0	41.20									
242231285	14-001	Final Drawings of Magnetic Shield Components	21-Nov-13	25-Feb-14	11.60	5.00	\$10,260	\$0	\$10,260	\$0	38.40									
242231287	14-001	Magnetic Shield Engineering Analysis	20-Dec-13	30-Jan-14	4.20	3.00	\$8,960	\$0	\$8,960	\$0	42.00									
242231290	14-001	Purchase Coil components and materials	26-Feb-14	01-Apr-14	5.00	0.00	\$0	\$0	\$11,553	\$11,553	41.20									
242231295	14-001	Fabricate Compensating Coil Machine Shop	27-Mar-14	27-May-14	8.60	0.00	\$0	\$0	\$8,498	\$8,498	53.60									
242231300	14-001	Fabricate Compensating Coil Procurement	27-Mar-14	27-May-14	8.60	0.00	\$0	\$21,137	\$21,137	\$0	41.20									

— Primary Baseline   
 — Remaining Work   
 — Critical Remaining Work   
 ◆ Baseline Milestone   
 ◆ Milestone



Activity ID	CR	Activity Name	Start	Finish	Original Duration	Budgeted Labor Units	Budgeted Labor Cost	Budgeted Material Cost	Budgeted Total Cost	Budgeted Nonlabor Cost	Total Float	FY2014	FY2015	FY2016	FY2017	FY2018	FY2019	FY2020	21
242231305	14-001	Purchase/Fabricate/Ship Inner Mag. Cylinder Procurement	10-Mar-14	23-Jul-14	19.20	0.00	\$0	\$11,392	\$11,392	\$0	38.40								
242231320	14-001	Purchase DCPS 6030A 200V/17A Ext.Magn. Shield	19-Sep-14	05-Jan-15	13.40	0.00	\$0	\$32,362	\$32,362	\$0	34.40								
242231325	14-001	Assemble the Setup for Magnetic Shields Tests	18-Sep-14	17-Dec-14	12.60	10.00	\$20,137	\$0	\$20,137	\$0	34.40								
242231335	14-001	Purchase Cables and Connectors	06-Oct-14	03-Dec-14	8.20	0.60	\$1,804	\$46,031	\$47,835	\$0	9.00								
242231340	14-001	Fabricate Cables LV&HV	07-Nov-14	17-Mar-15	16.40	7.00	\$13,295	\$0	\$13,295	\$0	9.00								
242231345	14-001	Final Drawings of Patch Panels for LV & HV;200 ch	06-Oct-14	16-Oct-14	1.80	2.00	\$4,104	\$0	\$4,104	\$0	16.20								
242231350	14-001	Final Drawings of Splitter to TDC and ADC; 100 ch	17-Oct-14	17-Dec-14	8.40	2.00	\$4,104	\$0	\$4,104	\$0	16.20								
242231355	14-001	Fabricate Patch Panels for LV&HV	17-Oct-14	26-Feb-15	16.80	8.00	\$15,148	\$0	\$15,148	\$0	16.20								
242231360	14-001	Fabricate Splitter Parts	17-Dec-14	12-Feb-15	6.60	4.00	\$8,672	\$0	\$8,672	\$0	16.20								
242231365	14-001	Assembling of the CTOF patch panels	27-Feb-15	09-Apr-15	6.00	5.00	\$8,414	\$0	\$8,414	\$0	16.20								
242231370	14-001	Assembling of the CTOF splitters	13-Feb-15	09-Apr-15	8.00	6.00	\$11,421	\$0	\$11,421	\$0	16.20								
242231385	14-001	Testing External magnetic shields	18-Dec-14	03-Feb-15	5.00	9.60	\$23,520	\$0	\$23,520	\$0	34.40								
242231390	14-001	Install PMT and check the orientation	03-Apr-14	14-Jul-14	14.00	3.00	\$6,793	\$0	\$6,793	\$0	48.50								
242231395	14-001	Install shield disks onto the Light guides	09-Sep-14	17-Dec-14	14.00	4.60	\$10,936	\$0	\$10,936	\$0	26.60								
242231400	14-001	Install compensation coils and check polarity	09-Sep-14	17-Dec-14	14.00	4.80	\$11,760	\$0	\$11,760	\$0	26.60								
242231405	14-001	Install Middle. Mag. Shields onto PMT	09-Sep-14	17-Dec-14	14.00	9.60	\$23,520	\$0	\$23,520	\$0	26.60								
242231410	14-001	CTOF in Storage Rack cabling	18-Mar-15	01-May-15	6.60	3.00	\$7,907	\$0	\$7,907	\$0	9.00								
242231415	14-001	Assemble the DAQ system	30-Mar-15	01-May-15	5.00	2.40	\$7,217	\$0	\$7,217	\$0	9.00								
242231420	14-001	Standalone CTOF testing/optimizing	04-May-15	15-Jun-15	5.80	1.90	\$5,379	\$0	\$5,379	\$0	9.00								
242231425	14-001	Prepare CTOF-in-Storage-Rack for transportation	16-Jun-15	04-Aug-15	7.00	9.00	\$17,171	\$0	\$17,171	\$0	9.00								
242231430	14-001	Purchase incidentals/tools/material	25-Feb-14	29-May-14	13.40	0.00	\$0	\$0	\$19,093	\$19,093	67.40								
242231435	14-001	Purchase/Fabricate/Ship Middle Mag. Disks-2 Procurement	25-Feb-14	29-May-14	13.40	0.00	\$0	\$10,649	\$10,649	\$0	42.40								
242231440	14-001	Purchase/Fabricate/Ship Extern. Mag. Disks-1 Procurement	25-Feb-14	29-May-14	13.40	0.00	\$0	\$10,649	\$10,649	\$0	42.40								
242231445	14-001	Purchase/Fabricate/Ship Extern. Mag. Disks-2 Procurement	25-Feb-14	29-May-14	13.40	0.00	\$0	\$10,649	\$10,649	\$0	42.40								
242231450	14-001	Purchase/Fabricate/Ship Inner Mag. Cylinder #1	10-Apr-14	29-May-14	7.00	0.00	\$0	\$11,392	\$11,392	\$0	42.40								
242231455	14-001	Purchase/Fabricate/Ship Inner Non-mag. Cylinder #2	10-Apr-14	29-May-14	7.00	0.00	\$0	\$11,392	\$11,392	\$0	42.40								
242231460	14-001	Purchase stabilized dividers for H2431 PMTs	04-Nov-13	05-Mar-14	15.40	0.00	\$0	\$4,323	\$4,323	\$0	48.50								
242231465	14-001	Soldering the stabilized dividers for H2431 PMTs	21-Feb-14	16-Jun-14	16.10	5.00	\$6,758	\$0	\$6,758	\$0	48.50								
242231470M		CTOF Ready for Installation		04-Aug-15	0.00	0.00	\$0	\$0	\$0	\$0	9.00								
<b>1.4.2.2.3.2 FORWARD TOF</b>			03-Sep-13	31-Mar-14	28.00	68.00	\$7,532	\$149,335	\$165,240	\$8,374	90.80								
242232180		FTOF Travel FY13	03-Sep-13	30-Sep-13	4.00	0.00	\$0	\$0	\$612	\$612	98.80								
242232185	14-001	FTOF Travel FY14	01-Oct-13	20-Dec-13	11.40	0.00	\$0	\$0	\$2,268	\$2,268	98.80								
242232232	14-001	Forward carriage patch panels procurement	30-Oct-13	28-Feb-14	15.40	0.00	\$0	\$5,475	\$5,475	\$0	90.60								
242232265a	14-001	High Voltage Cable Procurement (Patch Panel Plates/Brackets)	30-Oct-13	28-Feb-14	15.40	0.00	\$0	\$8,081	\$8,081	\$0	90.60								
242232320Q		Peg Point #11 - Counter baseline measurements complete	03-Sep-13	20-Dec-13	15.40	0.00	\$0	\$53,643	\$53,643	\$0	91.20								
242232320R		Peg Point #12 - Panel-1b assembly and testing complete	03-Sep-13	20-Dec-13	15.40	0.00	\$0	\$121,531	\$121,531	\$0	91.20								
242232320S		De-Obligation of USC Contract	20-Dec-13	20-Dec-13	0.20	0.00	\$0	(\$46,531)	(\$46,531)	\$0	91.20								
242232396	14-001	Calibration test equipment Procurement	30-Oct-13	28-Feb-14	15.40	0.00	\$0	\$2,664	\$2,664	\$0	90.60								
242232546		Panel 1-b QA and baseline measurements FY13	03-Sep-13	30-Sep-13	4.00	11.53	\$1,244	\$0	\$1,244	\$0	90.60								
242232546a	14-001	Panel 1-b QA and baseline measurements FY14	01-Oct-13	28-Feb-14	19.60	56.47	\$6,288	\$0	\$6,288	\$0	90.60								
242232560	14-001	Misc. Repair Parts	23-Oct-13	21-Feb-14	15.40	0.00	\$0	\$0	\$5,494	\$5,494	91.60								
242232655		Panel 2 Support Frame Procurement	03-Sep-13	31-Mar-14	27.80	0.00	\$0	\$4,472	\$4,472	\$0	90.60								
242232685M		FTOF Complete		03-Mar-14	0.00	0.00	\$0	\$0	\$0	\$0	90.60								
<b>1.4.2.2.4 CERENKOV</b>			03-Sep-13	17-Apr-15	80.20	447.60	\$784,523	\$281,834	\$1,166,370	\$100,013	47.20								
<b>1.4.2.2.4.1 HIGH THRESHOLD CC</b>			03-Sep-13	17-Apr-15	80.20	304.53	\$533,013	\$58,615	\$642,976	\$51,349	34.40								
242241300	14-001	Tooling manufacturing for Quality Control of combined mirror assembly	01-Nov-13	14-Mar-14	17.00	0.00	\$0	\$0	\$25,798	\$25,798	53.00								
242241370		Assembly, tests and QA of additional substrates (up to 10 substrates total) FY13	03-Sep-13	30-Sep-13	4.00	0.29	\$376	\$0	\$376	\$0	105.30								
242241370a	14-001	Assembly, tests and QA of additional substrates (up to 10 substrates total) FY14	01-Oct-13	14-Oct-13	1.90	0.31	\$427	\$0	\$427	\$0	105.30								
242241372		Precision trimming of additional substrates (up to 10 substrates total) - Labor/Expenses F	03-Sep-13	30-Sep-13	4.00	0.16	\$129	\$0	\$935	\$806	98.80								
242241372a	14-001	Precision trimming of additional substrates (up to 10 substrates total) - Labor/Expenses F	01-Oct-13	27-Nov-13	8.40	0.34	\$279	\$0	\$2,027	\$1,748	98.80								
242241390		Coating of 60 substrates with Al + MgF2 - Proc	03-Sep-13	13-Dec-13	14.40	0.00	\$0	\$13,250	\$13,250	\$0	31.80								
242241395	14-001	Quality control of 60 coated substrates - Proc	03-Oct-13	15-Apr-14	25.60	0.00	\$0	\$9,037	\$9,037	\$0	48.60								
242241395a	14-001	Quality control of 60 coated substrates - Lab	03-Oct-13	13-Aug-14	42.40	6.07	\$9,534	\$0	\$9,534	\$0	31.80								
242241400		UCONN Quality control of 60 coated substrates - Lab	03-Sep-13	13-Aug-14	46.80	0.00	\$0	\$2,136	\$2,136	\$0	31.80								
242241405	14-001	Dry Fit of Preformed Mirror facets into rings - Lab	01-Nov-13	25-Jun-14	31.40	31.00	\$48,325	\$0	\$48,325	\$0	31.80								

— Primary Baseline   
 ■ Remaining Work   
 ◆ Baseline Milestone  
■ Actual Work   
 ■ Critical Remaining Work   
 ◆ Milestone

Activity ID	CR	Activity Name	Start	Finish	Original Duration	Budgeted Labor Units	Budgeted Labor Cost	Budgeted Material Cost	Budgeted Total Cost	Budgeted Nonlabor Cost	Total Float	FY2014	FY2015	FY2016	FY2017	FY2018	FY2019	FY2020	21	
242241405b	14-001	Assembly of the mirror with rings - Lab	05-Feb-14	05-Sep-14	30.00	61.50	\$118,287	\$0	\$118,287	\$0	31.80									
242241410	14-001	Quality control of assembled mirror half-sectors - Lab	05-Feb-14	05-Sep-14	30.00	52.00	\$73,416	\$0	\$73,416	\$0	31.80									
242241415		Checks of geometry of mirror half-sectors - Expenses FY13	03-Sep-13	30-Sep-13	4.00	0.00	\$0	\$0	\$49	\$49	33.60									
242241415a	14-001	Checks of geometry of mirror half-sectors - Expenses FY14	01-Oct-13	30-Jun-14	36.60	0.00	\$0	\$0	\$465	\$465	33.60									
242241417	14-001	Manufacturing of modified HV-dividers for the 5" PMTs (50 units)-Lab	05-May-14	31-Jul-14	12.40	1.00	\$1,880	\$0	\$1,880	\$0	33.60									
242241425	14-001	Quality control of the final mirror assembly - Lab	14-Aug-14	15-Oct-14	8.80	26.40	\$64,180	\$0	\$64,180	\$0	31.80									
242241430	14-001	Procurement of HEPA filters for the HTCC Clean Room	05-Feb-14	06-Apr-15	58.00	0.00	\$0	\$5,572	\$5,572	\$0	33.20									
242241435	14-001	Change Out of HEPA filters for the HTCC Clean Room	05-Feb-14	07-Apr-15	58.20	1.20	\$2,271	\$0	\$2,271	\$0	33.00									
242241450aa		Manufacturing of top level assembly parts of the CV construction FY13	03-Sep-13	30-Sep-13	4.00	0.00	\$0	\$0	\$5,556	\$5,556	54.60									
242241450a	14-001	Manufacturing of top level assembly parts of the CV construction FY14	01-Oct-13	15-Nov-13	6.80	0.00	\$0	\$0	\$9,746	\$9,746	54.60									
242241450b		Assembly of the CV FY13	03-Sep-13	30-Sep-13	4.00	2.96	\$5,433	\$0	\$5,433	\$0	51.40									
242241450ba	14-001	Assembly of the CV FY14	01-Oct-13	18-Mar-14	22.00	16.29	\$30,831	\$0	\$30,831	\$0	51.40									
242241452		Vend Fab HTCC Support Cart	03-Sep-13	30-Sep-13	4.00	0.00	\$0	\$16,273	\$16,273	\$0	110.20									
242241455		Quality control fo the CV construction - Lab FY13	17-Sep-13	30-Sep-13	2.00	0.43	\$947	\$0	\$947	\$0	51.40									
242241455a	14-001	Quality control fo the CV construction - Lab FY14	01-Oct-13	14-Apr-14	25.80	5.57	\$12,608	\$0	\$12,608	\$0	51.40									
242241457		HTCC Winston Cone Fabricate finals	03-Sep-13	30-Sep-13	4.00	0.00	\$0	\$3,300	\$3,300	\$0	110.20									
242241462		HTCC Consumables	03-Sep-13	30-Sep-13	4.00	0.00	\$0	\$305	\$305	\$0	110.20									
242241528	14-001	Assembly of the HTCC Gas System	04-Mar-14	03-Jun-14	13.00	7.50	\$11,519	\$0	\$11,519	\$0	74.40									
242241580		Procurement of miscellaneous parts - Proc	03-Sep-13	13-Feb-14	21.40	0.00	\$0	\$5,775	\$5,775	\$0	31.40									
242241580a		Procurement of miscellaneous parts - Expenses FY13	03-Sep-13	30-Sep-13	4.00	0.00	\$0	\$0	\$1,308	\$1,308	31.40									
242241580b	14-001	Procurement of miscellaneous parts - Expenses FY14	01-Oct-13	13-Feb-14	17.40	0.00	\$0	\$0	\$5,873	\$5,873	31.40									
242241585	14-001	Assembly of the photo tube housing unit (PMT, HV divider, Winston Cone, Magnetic Shield)	14-Feb-14	03-Oct-14	32.60	8.75	\$10,419	\$0	\$10,419	\$0	31.40									
242241590	14-001	Installation of 48 housing units - Lab	06-Oct-14	05-Dec-14	8.60	10.50	\$14,016	\$0	\$14,016	\$0	31.40									
242241595	14-001	Quality control of the housing unit assembly and installation - Lab	06-Oct-14	05-Dec-14	8.60	3.00	\$6,838	\$0	\$6,838	\$0	31.40									
242241600	14-001	Assembly of the composite carbon cone - Lab	17-Feb-14	14-Mar-14	4.00	2.00	\$3,786	\$0	\$3,786	\$0	60.20									
242241605	14-001	Installation of the assembled carbon cone - Lab	14-Apr-14	12-Sep-14	21.40	3.00	\$6,783	\$0	\$6,783	\$0	60.20									
242241610	14-001	Installation of the composite exit window - Lab	14-Apr-14	12-Sep-14	21.40	2.00	\$3,786	\$0	\$3,786	\$0	60.20									
242241630	14-001	Installation of a temporary CO2 gas supply system - Lab	17-Jun-14	18-Aug-14	8.80	3.50	\$6,625	\$0	\$6,625	\$0	63.80									
242241640	14-001	Installation of the ellipsoidal mirror - Lab	20-Jan-15	16-Mar-15	8.00	26.00	\$48,891	\$0	\$48,891	\$0	31.80									
242241645	14-001	Optical tests of mirror geometry in situ - Lab	18-Mar-15	15-Apr-15	4.20	6.00	\$10,509	\$0	\$10,509	\$0	31.80									
242241647a	14-001	Proc of components for the HTCC Light Monitoring System	01-Nov-13	17-Jul-14	34.40	0.00	\$0	\$2,967	\$2,967	\$0	54.80									
242241647d	14-001	Installation of LMS	04-Dec-14	16-Feb-15	8.80	4.76	\$5,737	\$0	\$5,737	\$0	31.40									
242241647d5	14-001	Quality control of the installed items	06-Nov-14	17-Apr-15	21.20	22.00	\$35,181	\$0	\$35,181	\$0	31.40									
242241650M		HTCC Ready for Installation in the Hall		17-Apr-15	0.00	0.00	\$0	\$0	\$0	\$0	31.40									
<b>1.4.2.2.4.2 LOW THRESHOLD CC</b>			<b>03-Sep-13</b>	<b>10-Feb-15</b>	<b>70.80</b>	<b>143.07</b>	<b>\$251,511</b>	<b>\$223,219</b>	<b>\$523,393</b>	<b>\$48,664</b>	<b>56.60</b>									
242242030		Quality Control of PMTs	10-Oct-13	10-Jun-14	32.40	3.00	\$0	\$0	\$0	\$0	69.40									
242242031		Quality Control of Existing PMTs FY13	10-Sep-13	30-Sep-13	3.00	0.84	\$332	\$0	\$332	\$0	49.60									
242242031a	14-001	Quality Control of Existing PMTs FY14	01-Oct-13	10-Jun-14	33.80	9.46	\$3,854	\$0	\$3,854	\$0	49.60									
242242036		Wavelength Shifting tests Labor/Expenses FY13	03-Sep-13	30-Sep-13	4.00	0.45	\$1,316	\$0	\$2,606	\$1,290	50.40									
242242036a	14-001	Wavelength Shifting tests Labor/Expenses FY14	01-Oct-13	15-Oct-13	2.20	0.25	\$747	\$0	\$1,480	\$732	50.40									
242242040	14-001	Wavelength Shifting Procurement	08-Jan-14	23-Oct-14	40.60	0.00	\$0	\$61,914	\$61,914	\$0	50.40									
242242045		Procurement Lasers - Procurement	03-Sep-13	28-Jan-14	19.00	0.00	\$0	\$1,651	\$1,651	\$0	43.20									
242242045a		Procurement Lasers - Labor FY13	03-Sep-13	30-Sep-13	4.00	0.01	\$37	\$0	\$37	\$0	43.20									
242242045b	14-001	Procurement Lasers - Labor FY14	01-Oct-13	28-Jan-14	15.00	0.05	\$142	\$0	\$142	\$0	43.20									
242242050		Alignment Tool Manufacturing Labor/Expenses FY13	20-Sep-13	30-Sep-13	1.40	0.12	\$218	\$0	\$752	\$534	43.40									
242242050a	14-001	Alignment Tool Manufacturing Labor/Expenses FY14	01-Oct-13	13-Dec-13	10.40	0.88	\$1,668	\$0	\$5,761	\$4,093	43.40									
242242055	14-001	Alignment Tool and Lasers Installation	01-Nov-13	18-Mar-14	17.40	1.20	\$2,494	\$0	\$2,494	\$0	43.20									
242242076	14-001	Support Frame Fabrication for 1S in TED	07-Jan-14	02-Apr-14	12.20	1.00	\$1,893	\$0	\$2,925	\$1,032	79.00									
242242077	14-001	Infrastructure Consumables	07-Jan-14	25-Aug-14	32.40	0.00	\$0	\$0	\$16,717	\$16,717	58.80									
242242085	14-001	Quality Control of Elliptical/Hyperbolic mirrors	31-Oct-13	24-Jul-14	35.60	9.20	\$10,197	\$0	\$10,197	\$0	69.60									
242242090	14-001	Dimensions check of Elliptical/Hyperbolic mirrors	07-Jan-14	01-Oct-14	37.60	7.28	\$9,664	\$0	\$9,664	\$0	53.60									
242242092	14-001	Al/Mg Deposit Procurement WC	19-Nov-13	14-Nov-14	49.00	2.20	\$6,616	\$53,241	\$59,857	\$0	47.20									
242242095		Create Manufacturing Drawings FY13	03-Sep-13	30-Sep-13	4.00	0.04	\$125	\$0	\$125	\$0	49.80									
242242095a	14-001	Create Manufacturing Drawings FY14	01-Oct-13	10-Oct-13	1.60	0.02	\$52	\$0	\$52	\$0	49.80									
242242105		Al/Mg Deposit Procurement Prep FY13	03-Sep-13	30-Sep-13	4.00	0.15	\$448	\$0	\$448	\$0	44.00									

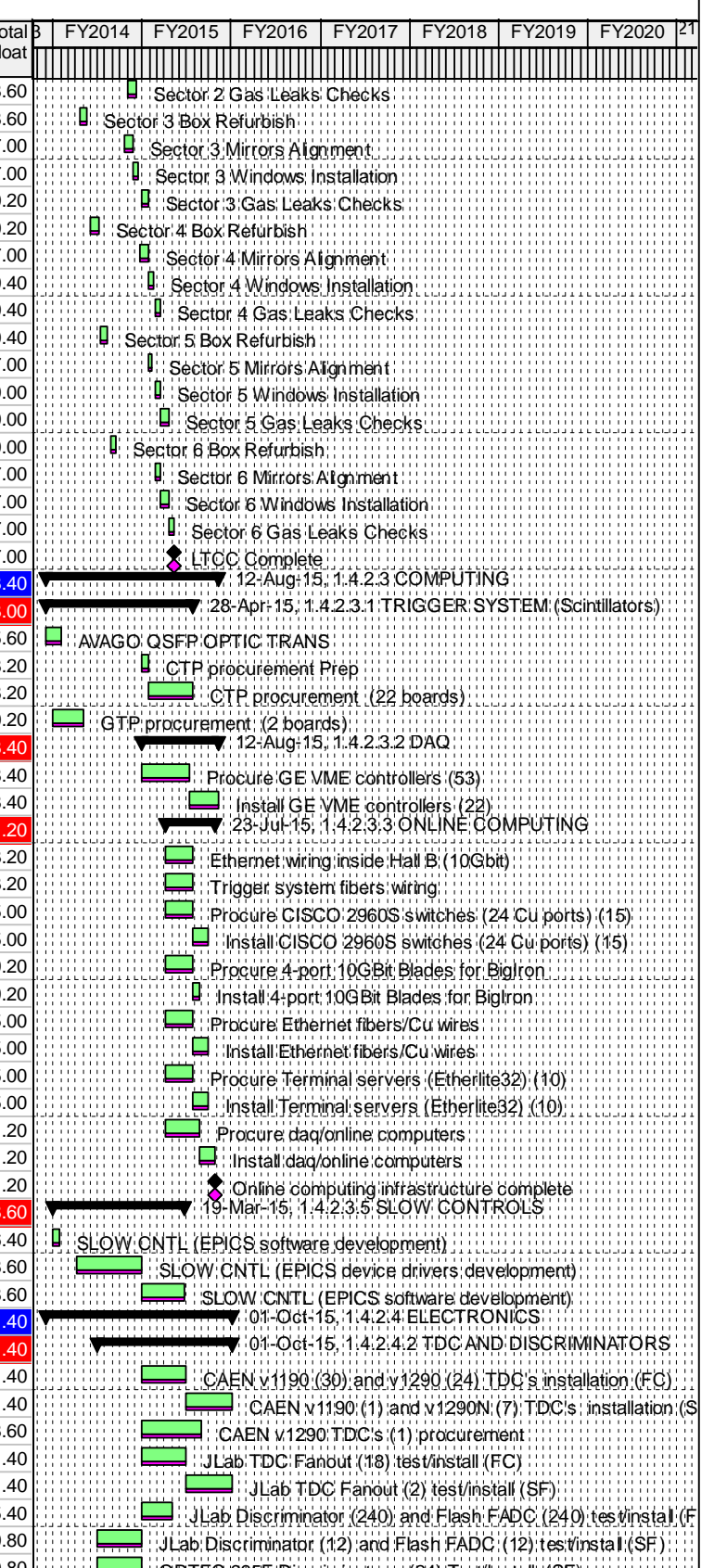
— Primary Baseline   
 — Remaining Work   
 — Critical Remaining Work   
 ◆ Baseline Milestone   
 ◆ Milestone



Activity ID	CR 14-001	Activity Name	Start	Finish	Original Duration	Budgeted Labor Units	Budgeted Labor Cost	Budgeted Material Cost	Budgeted Total Cost	Budgeted Nonlabor Cost	Total Float	FY2014	FY2015	FY2016	FY2017	FY2018	FY2019	FY2020	21
242242105a	14-001	Al/Mg Deposit Procurement Prep FY14	01-Oct-13	08-Oct-13	1.20	0.05	\$139	\$0	\$139	\$0	44.00								
242242107		Al/Mg Laxon/Acrylic Re-Coating Test Procurement Labor FY13	10-Sep-13	30-Sep-13	3.00	0.20	\$583	\$0	\$583	\$0	47.20								
242242107a	14-001	Al/Mg Laxon/Acrylic Re-Coating Test Procurement Labor FY14	01-Oct-13	11-Nov-13	6.00	0.40	\$1,203	\$0	\$1,203	\$0	47.20								
242242108	14-001	Lexan/Acrylic/Over-Coating Procurement (all sectors)	11-Nov-13	31-Oct-14	48.20	1.10	\$3,308	\$0	\$5,372	\$2,064	49.20								
242242110	14-001	Al/Mg Deposit Procurement	11-Nov-13	26-Nov-14	51.80	0.00	\$0	\$53,241	\$53,241	\$0	44.00								
242242115	14-001	Installation of Elliptical mirrors	21-Jan-14	10-Dec-14	45.40	0.50	\$1,058	\$0	\$1,058	\$0	44.00								
242242137	14-001	Glue Procurement	05-Dec-13	31-Mar-14	14.80	0.10	\$301	\$0	\$2,381	\$2,080	79.40								
242242145a		Complete Design Box Walls FY13	03-Sep-13	30-Sep-13	4.00	0.06	\$162	\$0	\$162	\$0	93.40								
242242145aa	14-001	Complete Design Box Walls FY14	01-Oct-13	22-Oct-13	3.20	0.04	\$134	\$0	\$134	\$0	93.40								
242242152		Window Procurement	03-Sep-13	31-Mar-14	27.80	0.00	\$0	\$2,800	\$2,800	\$0	37.00								
242242152a		Window Procurement - Labor FY13	03-Sep-13	30-Sep-13	4.00	0.11	\$335	\$0	\$335	\$0	37.00								
242242152b	14-001	Window Procurement -Labor FY14	01-Oct-13	31-Mar-14	23.80	0.69	\$2,060	\$0	\$2,060	\$0	37.00								
242242155	14-001	Walls Manufacturing and Installation	15-Oct-13	10-Dec-13	7.80	1.20	\$2,494	\$0	\$2,494	\$0	93.40								
242242161	14-001	HV Cables Catalog and Tagging	12-Nov-13	18-Apr-14	20.60	0.40	\$757	\$0	\$757	\$0	62.30								
242242162	14-001	Divider Modifications Design and Test	12-Nov-13	11-Feb-14	11.00	0.20	\$601	\$0	\$1,633	\$1,032	45.20								
242242163	14-001	Divider Modifications Procurement	12-Feb-14	23-Dec-14	44.00	0.80	\$2,406	\$3,612	\$6,017	\$0	45.20								
242242164	14-001	Divider Modifications Implementation	12-Feb-14	02-Dec-14	41.00	5.10	\$10,826	\$0	\$10,826	\$0	45.20								
242242165b	14-001	Procure Cables Procurement	12-Nov-13	24-Jun-14	29.80	0.80	\$2,406	\$21,835	\$24,241	\$0	67.40								
242242169	14-001	New Patch Panel Fabrication	11-Feb-14	31-Jul-14	24.00	1.60	\$3,028	\$0	\$3,028	\$0	62.30								
242242170	14-001	Patch Panel Connectors Procurement	01-Oct-14	30-Jan-15	15.40	0.70	\$2,105	\$12,543	\$14,648	\$0	38.40								
242242185	14-001	Procure Gas Line	01-Oct-14	14-Nov-14	6.60	0.20	\$601	\$12,383	\$12,984	\$0	43.00								
242242190	14-001	Install Gas Line (1S)	25-Nov-14	10-Dec-14	2.00	0.50	\$946	\$0	\$946	\$0	43.00								
242242195	14-001	Gas Line Quality Control	11-Dec-14	17-Dec-14	1.00	0.20	\$379	\$0	\$379	\$0	43.00								
242242205	14-001	Mirrors Laser Alignments	03-Feb-14	16-Dec-14	44.40	13.60	\$18,609	\$0	\$18,609	\$0	43.20								
242242215	14-001	Installation of FADC, DAQ, Computer, Electronics for 1 Sector	01-Oct-14	01-Dec-14	8.40	0.20	\$601	\$0	\$601	\$0	45.40								
242242220a		Online Calibration Design FY13	03-Sep-13	30-Sep-13	4.00	0.10	\$289	\$0	\$289	\$0	47.80								
242242220aa	14-001	Online Calibration Design FY14	01-Oct-13	27-Jun-14	36.40	0.90	\$2,709	\$0	\$2,709	\$0	47.80								
242242222		Online HV Matching Design FY13	03-Sep-13	30-Sep-13	4.00	0.11	\$318	\$0	\$318	\$0	47.80								
242242222a	14-001	Online HV Matching Design FY14	01-Oct-13	27-Jun-14	36.40	0.99	\$2,980	\$0	\$2,980	\$0	47.80								
242242223	14-001	Online HV Matching Test	09-Jun-14	11-Nov-14	22.00	1.20	\$3,609	\$0	\$3,609	\$0	47.80								
242242225	14-001	Online Calibration Test	09-Oct-14	11-Nov-14	4.80	0.40	\$1,203	\$0	\$1,203	\$0	47.80								
242242230	14-001	PMT Installation	21-Jan-14	26-Nov-14	43.80	0.50	\$1,058	\$0	\$1,058	\$0	49.60								
242242235	14-001	Windows Installation 6 sectors	04-Mar-14	10-Dec-14	39.40	5.00	\$9,464	\$0	\$9,464	\$0	37.00								
242242240	14-001	Gas Leak Check 6 sectors	23-May-14	10-Feb-15	34.80	5.75	\$13,948	\$0	\$13,948	\$0	37.00								
242242245	14-001	Simulation of Sagging Test	01-Oct-13	04-Mar-14	20.00	0.60	\$1,804	\$0	\$1,804	\$0	76.60								
242242255	14-001	Procurement Sagging Test Tools	03-Jan-14	18-Mar-14	10.40	0.20	\$601	\$0	\$601	\$0	76.60								
242242260	14-001	Manufacture Sagging Test Tools	03-Jan-14	18-Mar-14	10.40	1.00	\$1,893	\$0	\$1,893	\$0	76.60								
242242270	14-001	Sagging Test	19-Mar-14	18-Apr-14	4.60	1.70	\$3,552	\$0	\$3,552	\$0	76.60								
242242280		Frame Support FY13	18-Sep-13	30-Sep-13	1.80	0.07	\$120	\$0	\$120	\$0	94.00								
242242280a	14-001	Frame Support FY14	01-Oct-13	05-Dec-13	9.20	0.33	\$633	\$0	\$633	\$0	94.00								
242242290		Cut Line Mark	03-Sep-13	30-Sep-13	4.00	0.32	\$587	\$0	\$587	\$0	76.40								
242242295		Wall Cut-Off FY13	30-Sep-13	30-Sep-13	0.20	0.00	\$6	\$0	\$6	\$0	76.40								
242242295a	14-001	Wall Cut-Off FY14	01-Oct-13	21-Apr-14	26.80	0.40	\$751	\$0	\$751	\$0	76.40								
242242300	14-001	Rear Brace Manufacture	04-Nov-13	28-Feb-14	14.80	0.40	\$757	\$0	\$1,273	\$516	49.80								
242242305	14-001	Rear Brace Installation	17-Jan-14	31-Jul-14	27.40	0.80	\$1,514	\$0	\$1,514	\$0	49.80								
242242310	14-001	PMTS, Mirrors Holes Drill	08-Oct-13	19-Aug-14	42.60	0.40	\$757	\$0	\$757	\$0	49.80								
242242315	14-001	Patch Panel Installation	11-Feb-14	30-Oct-14	37.00	0.30	\$679	\$0	\$679	\$0	51.00								
242242320	14-001	Nose Extension Installation	21-Jan-14	30-Oct-14	40.00	0.20	\$379	\$0	\$379	\$0	51.00								
242242325		Spine Refurbish FY13	03-Sep-13	30-Sep-13	4.00	0.04	\$65	\$0	\$65	\$0	51.00								
242242325a	14-001	Spine Refurbish FY14	01-Oct-13	20-Oct-14	52.20	0.46	\$879	\$0	\$879	\$0	51.00								
242242330	14-001	Gas Line Refurbish	27-Feb-14	20-Oct-14	33.00	0.60	\$1,247	\$0	\$1,247	\$0	51.00								
242242335	14-001	Box Refurbish Consumables	01-Nov-13	22-Dec-14	56.20	0.00	\$0	\$0	\$18,574	\$18,574	42.40								
242242340	14-001	Sector 2 Box Refurbish	30-Oct-13	10-Dec-13	5.60	8.00	\$15,142	\$0	\$15,142	\$0	37.00								
242242350	14-001	Sector 2 Mirrors Alignment	15-Apr-14	24-Jun-14	10.00	2.00	\$3,786	\$0	\$3,786	\$0	37.00								
242242355	14-001	Sector 2 Windows Installation	30-Jun-14	15-Jul-14	2.20	1.00	\$1,893	\$0	\$1,893	\$0	37.00								

— Primary Baseline   
 ■ Remaining Work   
 ◆ Baseline Milestone  
■ Actual Work   
 ■ Critical Remaining Work   
 ◆ Milestone

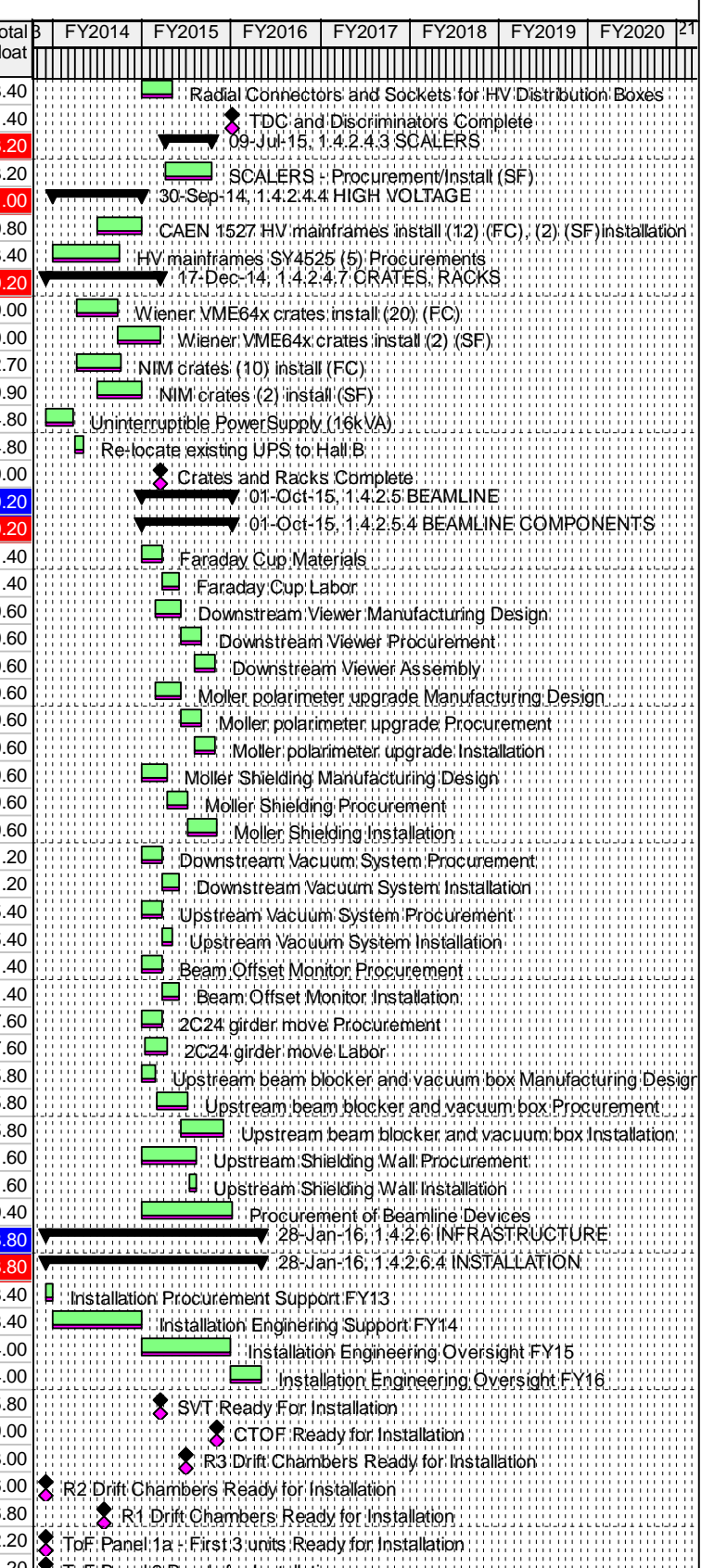
Activity ID	CR	Activity Name	Start	Finish	Original Duration	Budgeted Labor Units	Budgeted Labor Cost	Budgeted Material Cost	Budgeted Total Cost	Budgeted Nonlabor Cost	Total Float	FY2014	FY2015	FY2016	FY2017	FY2018	FY2019	FY2020	21	
242242360	14-001	Sector 2 Gas Leaks Checks	04-Aug-14	09-Sep-14	5.20	1.20	\$2,271	\$0	\$2,271	\$0	58.60									
242242365	14-001	Sector 3 Box Refurbish	21-Jan-14	18-Feb-14	4.20	7.20	\$13,628	\$0	\$13,628	\$0	58.60									
242242375	14-001	Sector 3 Mirrors Alignment	22-Jul-14	26-Aug-14	5.20	2.00	\$3,786	\$0	\$3,786	\$0	37.00									
242242380	14-001	Sector 3 Windows Installation	27-Aug-14	16-Sep-14	2.80	1.00	\$1,893	\$0	\$1,893	\$0	37.00									
242242385	14-001	Sector 3 Gas Leaks Checks	30-Sep-14	29-Oct-14	4.40	1.00	\$1,893	\$0	\$1,893	\$0	60.20									
242242390	14-001	Sector 4 Box Refurbish	03-Mar-14	08-Apr-14	5.40	7.20	\$13,628	\$0	\$13,628	\$0	60.20									
242242400	14-001	Sector 4 Mirrors Alignment	23-Sep-14	28-Oct-14	5.20	2.00	\$3,786	\$0	\$3,786	\$0	37.00									
242242405	14-001	Sector 4 Windows Installation	29-Oct-14	18-Nov-14	3.00	1.00	\$1,893	\$0	\$1,893	\$0	60.40									
242242410	14-001	Sector 4 Gas Leaks Checks	26-Nov-14	16-Dec-14	2.60	1.00	\$1,893	\$0	\$1,893	\$0	60.40									
242242415	14-001	Sector 5 Box Refurbish	14-Apr-14	13-May-14	4.40	6.40	\$12,114	\$0	\$12,114	\$0	60.40									
242242425	14-001	Sector 5 Mirrors Alignment	29-Oct-14	11-Nov-14	2.00	2.00	\$3,786	\$0	\$3,786	\$0	37.00									
242242430	14-001	Sector 5 Windows Installation	26-Nov-14	16-Dec-14	2.60	1.00	\$1,893	\$0	\$1,893	\$0	60.00									
242242435	14-001	Sector 5 Gas Leaks Checks	17-Dec-14	20-Jan-15	3.20	1.00	\$1,893	\$0	\$1,893	\$0	60.00									
242242440	14-001	Sector 6 Box Refurbish	27-May-14	17-Jun-14	3.20	6.40	\$12,114	\$0	\$12,114	\$0	60.00									
242242450	14-001	Sector 6 Mirrors Alignment	26-Nov-14	16-Dec-14	2.60	2.00	\$3,786	\$0	\$3,786	\$0	37.00									
242242455	14-001	Sector 6 Windows Installation	17-Dec-14	20-Jan-15	3.20	1.00	\$1,893	\$0	\$1,893	\$0	37.00									
242242460	14-001	Sector 6 Gas Leaks Checks	20-Jan-15	10-Feb-15	3.20	1.00	\$1,893	\$0	\$1,893	\$0	37.00									
242242500M		LTCC Complete		10-Feb-15	0.00	0.00	\$0	\$0	\$0	\$0	37.00									
<b>1.4.2.3 COMPUTING</b>			03-Sep-13	12-Aug-15	96.20	157.00	\$279,970	\$743,057	\$1,023,027	\$0	18.40									
<b>1.4.2.3.1 TRIGGER SYSTEM (Scintillators)</b>			03-Sep-13	28-Apr-15	81.60	2.00	\$6,010	\$174,377	\$180,388	\$0	33.00									
24231000		AVAGO QSFP OPTIC TRANS	03-Sep-13	31-Oct-13	8.60	0.00	\$0	\$1,018	\$1,018	\$0	105.60									
24231005	14-001	CTP procurement Prep	01-Oct-14	28-Oct-14	4.00	2.00	\$6,010	\$0	\$6,010	\$0	8.20									
24231007	14-001	CTP procurement (22 boards)	29-Oct-14	28-Apr-15	23.80	0.00	\$0	\$158,913	\$158,913	\$0	8.20									
24231045	14-001	GTP procurement (2 boards)	01-Oct-13	31-Jan-14	15.60	0.00	\$0	\$14,447	\$14,447	\$0	70.20									
<b>1.4.2.3.2 DAQ</b>			01-Oct-14	12-Aug-15	42.60	8.00	\$24,058	\$218,763	\$242,820	\$0	18.40									
24232022	14-001	Procure GE VME controllers (53)	01-Oct-14	09-Apr-15	25.20	0.00	\$0	\$218,763	\$218,763	\$0	18.40									
24232025	14-001	Install GE VME controllers (22)	10-Apr-15	12-Aug-15	17.20	8.00	\$24,058	\$0	\$24,058	\$0	18.40									
<b>1.4.2.3.3 ONLINE COMPUTING</b>			07-Jan-15	23-Jul-15	27.40	15.00	\$45,108	\$340,527	\$385,635	\$0	21.20									
24233010	14-001	Ethernet wiring inside Hall B (10Gbit)	07-Jan-15	27-Apr-15	15.60	0.00	\$0	\$43,340	\$43,340	\$0	33.20									
24233015	14-001	Trigger system fibers wiring	07-Jan-15	27-Apr-15	15.60	0.00	\$0	\$54,691	\$54,691	\$0	33.20									
24233020	14-001	Procure CISCO 2960S switches (24 Cu ports) (15)	07-Jan-15	27-Apr-15	15.60	0.00	\$0	\$68,105	\$68,105	\$0	25.00									
24233025	14-001	Install CISCO 2960S switches (24 Cu ports) (15)	28-Apr-15	25-Jun-15	8.20	4.00	\$12,029	\$0	\$12,029	\$0	25.00									
24233030	14-001	Procure 4-port 10Gbit Blades for BigIron	07-Jan-15	27-Apr-15	15.60	0.00	\$0	\$51,595	\$51,595	\$0	29.20									
24233035	14-001	Install 4-port 10Gbit Blades for BigIron	28-Apr-15	26-May-15	4.00	1.00	\$3,007	\$0	\$3,007	\$0	29.20									
24233040	14-001	Procure Ethernet fibers/Cu wires	07-Jan-15	27-Apr-15	15.60	0.00	\$0	\$21,670	\$21,670	\$0	25.00									
24233045	14-001	Install Ethernet fibers/Cu wires	28-Apr-15	25-Jun-15	8.20	2.00	\$6,014	\$0	\$6,014	\$0	25.00									
24233050	14-001	Procure Terminal servers (Etherlite32) (10)	07-Jan-15	27-Apr-15	15.60	0.00	\$0	\$15,479	\$15,479	\$0	25.00									
24233055	14-001	Install Terminal servers (Etherlite32) (10)	28-Apr-15	25-Jun-15	8.20	1.00	\$3,007	\$0	\$3,007	\$0	25.00									
24233060	14-001	Procure daq/online computers	07-Jan-15	26-May-15	19.60	0.00	\$0	\$85,648	\$85,648	\$0	21.20									
24233065	14-001	Install daq/online computers	27-May-15	23-Jul-15	8.00	7.00	\$21,050	\$0	\$21,050	\$0	21.20									
24233070M		Online computing infrastructure complete		23-Jul-15	0.00	0.00	\$0	\$0	\$0	\$0	21.20									
<b>1.4.2.3.5 SLOW CONTROLS</b>			01-Oct-13	19-Mar-15	72.00	132.00	\$204,794	\$9,390	\$214,184	\$0	38.60									
24235005	14-001	SLOW CNTL (EPICS software development)	01-Oct-13	28-Oct-13	4.00	0.00	\$0	\$9,390	\$9,390	\$0	46.40									
24235010a	14-001	SLOW CNTL (EPICS device drivers development)	06-Jan-14	01-Oct-14	37.80	22.00	\$66,158	\$0	\$66,158	\$0	38.60									
24235015	14-001	SLOW CNTL (EPICS software development)	02-Oct-14	19-Mar-15	22.00	110.00	\$138,635	\$0	\$138,635	\$0	38.60									
<b>1.4.2.4 ELECTRONICS</b>			03-Sep-13	01-Oct-15	103.20	0.00	\$0	\$157,565	\$278,483	\$120,918	11.40									
<b>1.4.2.4.2 TDC AND DISCRIMINATORS</b>			01-Apr-14	01-Oct-15	75.20	0.00	\$0	\$27,077	\$108,989	\$81,912	11.40									
24242005	14-001	CAEN v1190 (30) and v1290 (24) TDC's installation (FC)	01-Oct-14	31-Mar-15	23.80	0.00	\$0	\$0	\$26,004	\$26,004	11.40									
24242005a	14-001	CAEN v1190 (1) and v1290N (7) TDC's installation (SF)	01-Apr-15	01-Oct-15	25.60	0.00	\$0	\$0	\$5,572	\$5,572	11.40									
24242010	14-001	CAEN v1290 TDC's (1) procurement	01-Oct-14	29-May-15	32.20	0.00	\$0	\$10,319	\$10,319	\$0	28.60									
24242030	14-001	JLab TDC Fanout (18) test/install (FC)	01-Oct-14	31-Mar-15	23.80	0.00	\$0	\$0	\$1,857	\$1,857	11.40									
24242030a	14-001	JLab TDC Fanout (2) test/install (SF)	01-Apr-15	01-Oct-15	25.60	0.00	\$0	\$0	\$1,857	\$1,857	11.40									
24242040	14-001	JLab Discriminator (240) and Flash FADC (240) test/install (FC)	01-Oct-14	30-Jan-15	15.40	0.00	\$0	\$0	\$31,762	\$31,762	45.40									
24242040a	14-001	JLab Discriminator (12) and Flash FADC (12) test/install (SF)	01-Apr-14	30-Sep-14	25.60	0.00	\$0	\$0	\$3,715	\$3,715	60.80									
24242055	14-001	ORTEC 935F Discriminators (24) Test/Install (SF)	01-Apr-14	30-Sep-14	25.60	0.00	\$0	\$0	\$11,145	\$11,145	60.80									



— Primary Baseline   
 ■ Remaining Work   
 ◆ Baseline Milestone  
■ Actual Work   
 ■ Critical Remaining Work   
 ◆ Milestone



Activity ID	CR	Activity Name	Start	Finish	Original Duration	Budgeted Labor Units	Budgeted Labor Cost	Budgeted Material Cost	Budgeted Total Cost	Budgeted Nonlabor Cost	Total Float	B	FY2014	FY2015	FY2016	FY2017	FY2018	FY2019	FY2020	21
24242057	14-001	Radial Connectors and Sockets for HV Distribution Boxes	01-Oct-14	30-Jan-15	15.40	0.00	\$0	\$16,758	\$16,758	\$0	33.40									
24242060M		TDC and Discriminators Complete		01-Oct-15	0.00	0.00	\$0	\$0	\$0	\$0	11.40									
<b>1.4.2.4.3 SCALERS</b>			<b>07-Jan-15</b>	<b>09-Jul-15</b>	<b>25.40</b>	<b>0.00</b>	<b>\$0</b>	<b>\$68,105</b>	<b>\$68,105</b>	<b>\$0</b>	<b>23.20</b>									
24243010	14-001	SCALERS - Procurement/Install (SF)	07-Jan-15	09-Jul-15	25.60	0.00	\$0	\$68,105	\$68,105	\$0	23.20									
<b>1.4.2.4.4 HIGH VOLTAGE</b>			<b>01-Oct-13</b>	<b>30-Sep-14</b>	<b>49.60</b>	<b>0.00</b>	<b>\$0</b>	<b>\$50,000</b>	<b>\$63,002</b>	<b>\$13,002</b>	<b>61.00</b>									
24244030	14-001	CAEN 1527 HV mainframes install (12) (FC), (2) (SF) installation	01-Apr-14	30-Sep-14	25.60	0.00	\$0	\$0	\$13,002	\$13,002	60.80									
24244035		HV mainframes SY4525 (5) Procurements	01-Oct-13	01-Jul-14	36.80	0.00	\$0	\$50,000	\$50,000	\$0	73.40									
<b>1.4.2.4.7 CRATES, RACKS</b>			<b>03-Sep-13</b>	<b>17-Dec-14</b>	<b>64.40</b>	<b>0.00</b>	<b>\$0</b>	<b>\$12,383</b>	<b>\$38,387</b>	<b>\$26,004</b>	<b>50.20</b>									
24247005	14-001	Wiener VME64x crates install (20) (FC)	07-Jan-14	24-Jun-14	23.80	0.00	\$0	\$0	\$11,145	\$11,145	50.00									
24247005a	14-001	Wiener VME64x crates install (2) (SF)	25-Jun-14	17-Dec-14	24.40	0.00	\$0	\$0	\$1,857	\$1,857	50.00									
24247025	14-001	NIM crates (10) install (FC)	07-Jan-14	08-Jul-14	25.50	0.00	\$0	\$0	\$7,430	\$7,430	72.70									
24247030	14-001	NIM crates (2) install (SF)	01-Apr-14	30-Sep-14	25.50	0.00	\$0	\$0	\$1,857	\$1,857	60.90									
24247040		Uninterruptible PowerSupply (16kVA)	03-Sep-13	20-Dec-13	15.40	0.00	\$0	\$12,383	\$12,383	\$0	94.80									
24247045	14-001	Re-locate existing UPS to Hall B	02-Jan-14	30-Jan-14	4.00	0.00	\$0	\$0	\$3,715	\$3,715	94.80									
24247060M		Crates and Racks Complete		17-Dec-14	0.00	0.00	\$0	\$0	\$0	\$0	50.00									
<b>1.4.2.5 BEAMLINE</b>			<b>01-Oct-14</b>	<b>01-Oct-15</b>	<b>49.60</b>	<b>64.00</b>	<b>\$134,605</b>	<b>\$335,931</b>	<b>\$472,600</b>	<b>\$2,064</b>	<b>30.20</b>									
<b>1.4.2.5.4 BEAMLINE COMPONENTS</b>			<b>01-Oct-14</b>	<b>01-Oct-15</b>	<b>49.60</b>	<b>64.00</b>	<b>\$134,605</b>	<b>\$335,931</b>	<b>\$472,600</b>	<b>\$2,064</b>	<b>30.20</b>									
24254000	14-001	Faraday Cup Materials	01-Oct-14	22-Dec-14	11.40	0.00	\$0	\$0	\$2,064	\$2,064	41.40									
24254005	14-001	Faraday Cup Labor	23-Dec-14	27-Feb-15	8.00	3.00	\$6,764	\$0	\$6,764	\$0	41.40									
24254010	14-001	Downstream Viewer Manufacturing Design	26-Nov-14	05-Mar-15	12.20	1.00	\$2,052	\$0	\$2,052	\$0	20.60									
24254015	14-001	Downstream Viewer Procurement	06-Mar-15	29-May-15	12.00	0.00	\$0	\$10,319	\$10,319	\$0	20.60									
24254020	14-001	Downstream Viewer Assembly	06-May-15	28-Jul-15	11.40	1.00	\$1,893	\$0	\$1,893	\$0	20.60									
24254025	14-001	Moller polarimeter upgrade Manufacturing Design	26-Nov-14	05-Mar-15	12.20	5.00	\$11,195	\$0	\$11,195	\$0	20.60									
24254030	14-001	Moller polarimeter upgrade Procurement	06-Mar-15	29-May-15	12.00	0.00	\$0	\$61,914	\$61,914	\$0	20.60									
24254035	14-001	Moller polarimeter upgrade Installation	06-May-15	28-Jul-15	11.40	8.00	\$16,131	\$0	\$16,131	\$0	20.60									
24254040	14-001	Moller Shielding Manufacturing Design	01-Oct-14	12-Jan-15	12.80	5.00	\$11,195	\$0	\$11,195	\$0	19.60									
24254045	14-001	Moller Shielding Procurement	13-Jan-15	03-Apr-15	11.60	0.00	\$0	\$51,595	\$51,595	\$0	19.60									
24254050	14-001	Moller Shielding Installation	06-Apr-15	04-Aug-15	16.80	8.00	\$15,142	\$0	\$15,142	\$0	19.60									
24254055	14-001	Downstream Vacuum System Procurement	01-Oct-14	22-Dec-14	11.40	0.00	\$0	\$30,957	\$30,957	\$0	41.20									
24254060	14-001	Downstream Vacuum System Installation	23-Dec-14	02-Mar-15	8.20	4.00	\$7,571	\$0	\$7,571	\$0	41.20									
24254065	14-001	Upstream Vacuum System Procurement	01-Oct-14	22-Dec-14	11.40	0.00	\$0	\$30,957	\$30,957	\$0	45.40									
24254070	14-001	Upstream Vacuum System Installation	23-Dec-14	30-Jan-15	4.00	2.00	\$3,945	\$0	\$3,945	\$0	45.40									
24254075	14-001	Beam Offset Monitor Procurement	01-Oct-14	22-Dec-14	11.40	0.00	\$0	\$8,255	\$8,255	\$0	41.40									
24254080	14-001	Beam Offset Monitor Installation	23-Dec-14	27-Feb-15	8.00	4.00	\$9,955	\$0	\$9,955	\$0	41.40									
24254085	14-001	2C24 girder move Procurement	01-Oct-14	22-Dec-14	11.40	0.00	\$0	\$10,319	\$10,319	\$0	47.60									
24254090	14-001	2C24 girder move Labor	10-Oct-14	14-Jan-15	11.80	9.00	\$17,035	\$0	\$17,035	\$0	47.60									
24254095	14-001	Upstream beam blocker and vacuum box Manufacturing Design	01-Oct-14	26-Nov-14	8.20	5.00	\$11,195	\$0	\$11,195	\$0	15.80									
24254100	14-001	Upstream beam blocker and vacuum box Procurement	01-Dec-14	08-Apr-15	16.80	0.00	\$0	\$51,595	\$51,595	\$0	15.80									
24254105	14-001	Upstream beam blocker and vacuum box Installation	12-Mar-15	31-Aug-15	24.00	5.00	\$10,576	\$0	\$10,576	\$0	15.80									
24254110	14-001	Upstream Shielding Wall Procurement	01-Oct-14	07-May-15	29.20	0.00	\$0	\$59,381	\$59,381	\$0	31.60									
24254115	14-001	Upstream Shielding Wall Installation	10-Apr-15	07-May-15	4.00	4.00	\$9,955	\$0	\$9,955	\$0	31.60									
24254120	14-001	Procurement of Beamline Devices	01-Oct-14	01-Oct-15	49.40	0.00	\$0	\$20,638	\$20,638	\$0	30.40									
<b>1.4.2.6 INFRASTRUCTURE</b>			<b>03-Sep-13</b>	<b>28-Jan-16</b>	<b>118.20</b>	<b>887.96</b>	<b>\$2,153,576</b>	<b>\$463,239</b>	<b>\$2,756,362</b>	<b>\$139,546</b>	<b>83.80</b>									
<b>1.4.2.6.4 INSTALLATION</b>			<b>03-Sep-13</b>	<b>28-Jan-16</b>	<b>118.20</b>	<b>887.96</b>	<b>\$2,153,576</b>	<b>\$463,239</b>	<b>\$2,756,362</b>	<b>\$139,546</b>	<b>83.80</b>									
24264002LOE		Installation Procurement Support FY13	03-Sep-13	30-Sep-13	4.00	3.44	\$9,955	\$0	\$9,955	\$0	148.40									
24264003LOE	14-001	Installation Engineering Support FY14	01-Oct-13	30-Sep-14	49.40	42.65	\$127,387	\$0	\$127,387	\$0	148.40									
24264005LOE	14-001	Installation Engineering Oversight FY15	30-Sep-14	29-Sep-15	49.20	110.28	\$453,187	\$0	\$453,187	\$0	84.00									
24264006LOE	14-001	Installation Engineering Oversight FY16	30-Sep-15	28-Jan-16	15.40	36.50	\$151,473	\$0	\$151,473	\$0	84.00									
24264010M		SVT Ready For Installation	15-Dec-14		0.00	0.00	\$0	\$0	\$0	\$0	45.80									
24264015M		CTOF Ready for Installation	05-Aug-15		0.00	0.00	\$0	\$0	\$0	\$0	9.00									
24264020M		R3 Drift Chambers Ready for Installation	02-Apr-15		0.00	0.00	\$0	\$0	\$0	\$0	33.00									
24264025M		R2 Drift Chambers Ready for Installation	03-Sep-13		0.00	0.00	\$0	\$0	\$0	\$0	106.00									
24264030M		R1 Drift Chambers Ready for Installation	01-May-14		0.00	0.00	\$0	\$0	\$0	\$0	76.80									
24264035M		ToF Panel 1a - First 3 units Ready for Installation	03-Sep-13		0.00	0.00	\$0	\$0	\$0	\$0	112.20									
24264045M		ToF Panel 2 Ready for Installation	03-Sep-13		0.00	0.00	\$0	\$0	\$0	\$0	111.20									



— Primary Baseline   
 ■ Remaining Work   
 ◆ Baseline Milestone  
■ Actual Work   
 ■ Critical Remaining Work   
 ◆ Milestone

Activity ID	CR	Activity Name	Start	Finish	Original Duration	Budgeted Labor Units	Budgeted Labor Cost	Budgeted Material Cost	Budgeted Total Cost	Budgeted Nonlabor Cost	Total Float	FY2014	FY2015	FY2016	FY2017	FY2018	FY2019	FY2020	21
24264050M		ToF Panel 1b - First 3 units Ready for Installation	02-Jan-14		0.00	0.00	\$0	\$0	\$0	\$0	91.20								
24264055M		ToF Panel 1b - Last 3 units Ready for Installation	02-Jan-14		0.00	0.00	\$0	\$0	\$0	\$0	94.00								
24264065M		LTCC - Last 3 units Ready for Installation	11-Feb-15		0.00	0.00	\$0	\$0	\$0	\$0	37.00								
24264080M		HTCC Ready for Installation	20-Apr-15		0.00	0.00	\$0	\$0	\$0	\$0	31.40								
24264085M		First Torus Cryostat Ready	30-Jun-14		0.00	0.00	\$0	\$0	\$0	\$0	10.00								
24264090M		Last Torus Cryostat Ready	01-Oct-14		0.00	0.00	\$0	\$0	\$0	\$0	14.40								
24264095M		Torus Control System Ready for Installation	07-Jan-15		0.00	0.00	\$0	\$0	\$0	\$0	27.40								
24264105	14-001	SVT - Design mounts for SVT to solenoid cart	02-Apr-14	27-May-14	7.80	4.00	\$8,208	\$0	\$8,208	\$0	50.40								
24264110	14-001	SVT - Design Insertion/service cart and installation arm	28-May-14	22-Jul-14	7.80	5.00	\$10,260	\$0	\$10,260	\$0	50.40								
24264115	14-001	SVT - Design transportation cart/skid	23-Jul-14	03-Oct-14	10.40	12.00	\$24,624	\$0	\$24,624	\$0	50.40								
24264120	14-001	SVT - Cart/Skid Engineering analysis	27-Aug-14	12-Sep-14	2.40	6.00	\$17,921	\$0	\$17,921	\$0	53.40								
24264125	14-001	SVT - Procure SVT mounts and cart	06-Oct-14	15-Dec-14	9.80	0.00	\$0	\$33,137	\$33,137	\$0	50.40								
24264140		PCAL - Procure PCAL installation stand	03-Sep-13	28-Oct-13	8.00	0.00	\$0	\$21,969	\$21,969	\$0	89.20								
24264145	14-001	HTCC - design transport cart	01-Oct-14	19-Dec-14	11.20	1.00	\$2,987	\$0	\$18,011	\$15,024	38.80								
24264160	14-001	HTCC - procure transport cart	22-Dec-14	27-Feb-15	8.20	0.00	\$0	\$36,629	\$36,629	\$0	38.80								
24264230	14-001	Subway Level 1 addition wiring Power Dist.	04-Sep-14	10-Sep-14	1.00	0.00	\$0	\$10,988	\$10,988	\$0	38.00								
24264270		Add AC power to Level 0 FC	03-Sep-13	02-Oct-13	4.40	0.00	\$0	\$0	\$0	\$0	95.20								
24264278		Install Fwd Carriage Mods	03-Sep-13	30-Sep-13	4.00	0.00	\$0	\$71,953	\$71,953	\$0	60.80								
24264280	14-001	Modify LTCC gas piping	13-Nov-13	27-Jan-14	8.60	18.00	\$35,026	\$0	\$35,026	\$0	95.20								
24264281	14-001	Install new gas lines from gas sched to the hall	14-Jan-14	28-Jan-14	2.00	7.00	\$13,250	\$0	\$13,250	\$0	95.20								
24264282	14-001	Design modifications to Lead Nose	05-Jun-14	25-Jun-14	3.00	0.00	\$0	\$0	\$6,439	\$6,439	66.00								
24264285	14-001	Modify Lead nose	26-Jun-14	15-Jul-14	2.60	1.60	\$3,028	\$0	\$3,028	\$0	66.00								
24264297M		Start Forward Carriage Precabing	24-Sep-13		0.00	0.00	\$0	\$0	\$0	\$0	77.00								
24264300		Precable forward carriage FY13	24-Sep-13	30-Sep-13	1.00	2.24	\$4,077	\$0	\$4,077	\$0	77.00								
24264300a	14-001	Precable forward carriage FY14	01-Oct-13	05-Feb-14	16.20	36.26	\$68,158	\$0	\$68,158	\$0	77.00								
24264340M		Start Beamline Modifications	13-Apr-15		0.00	0.00	\$0	\$0	\$0	\$0	30.40								
24264345	14-001	Install New Tagger Window	01-Oct-14	03-Oct-14	0.60	1.80	\$3,407	\$0	\$3,407	\$0	60.20								
24264350	14-001	Move Moeller Quads and Table	13-Apr-15	01-May-15	3.00	6.00	\$11,357	\$0	\$11,357	\$0	30.40								
24264355	14-001	Move GONI	04-May-15	12-May-15	1.40	2.00	\$3,786	\$0	\$3,786	\$0	30.40								
24264360	14-001	Align Goni and Moeller Quads	13-May-15	15-May-15	0.60	0.60	\$1,136	\$0	\$1,136	\$0	30.40								
24264362		Vend Fab Fwd. Detector Installation Tooling	03-Sep-13	28-Oct-13	8.00	0.00	\$0	\$21,069	\$21,069	\$0	89.20								
24264364M		Start Installation of FWD Detectors	29-Oct-13		0.00	0.00	\$0	\$0	\$0	\$0	89.20								
24264365	14-001	Transport and install PCAL	06-Feb-14	26-Feb-14	3.00	12.00	\$22,714	\$0	\$22,714	\$0	77.00								
24264370	14-001	Check PCAL positions	27-Feb-14	28-Feb-14	0.40	1.20	\$2,271	\$0	\$2,271	\$0	88.40								
24264390	14-001	Cable/test/repair Preshower calorimeters	10-Feb-14	07-Mar-14	4.00	3.60	\$8,820	\$0	\$8,820	\$0	89.60								
24264395	14-001	Cable/test/repair EC	29-Oct-13	11-Mar-14	17.00	7.20	\$16,303	\$0	\$16,303	\$0	89.20								
24264400	14-001	Transport and Install ToF 1a	04-Mar-14	18-Mar-14	2.20	9.60	\$18,171	\$0	\$18,171	\$0	88.40								
24264405	14-001	Survey (as found location) TOF 1a positions	20-Mar-14	21-Mar-14	0.40	1.80	\$3,407	\$0	\$3,407	\$0	88.40								
24264410	14-001	Cable/test/repair 1a's TOF's	05-Mar-14	17-Mar-14	1.80	5.40	\$12,227	\$0	\$12,227	\$0	88.40								
24264430	14-001	Transport and install ToF 1b	14-Apr-14	29-Apr-14	2.40	9.60	\$18,171	\$0	\$18,171	\$0	77.00								
24264435	14-001	Survey (as found location) TOF 1b's	30-Apr-14	01-May-14	0.40	1.80	\$3,407	\$0	\$3,407	\$0	77.00								
24264440	14-001	Cable/test/repair 1b's TOF's	30-Apr-14	13-May-14	2.00	5.40	\$12,227	\$0	\$12,227	\$0	80.20								
24264460	14-001	Transport and Install LTCC	20-Feb-15	05-Mar-15	2.00	8.00	\$15,142	\$0	\$15,142	\$0	37.00								
24264465	14-001	Survey (as found location) LTCC positions	06-Mar-15	10-Mar-15	0.60	1.80	\$3,407	\$0	\$3,407	\$0	37.00								
24264470	14-001	Cable/test/repair LTCC's	10-Mar-15	17-Mar-15	1.20	3.60	\$8,151	\$0	\$8,151	\$0	39.00								
24264490	14-001	Transport and Install TOF Panel 2 and align relative to panel 1a	11-Mar-15	18-Mar-15	1.20	4.80	\$9,085	\$0	\$9,085	\$0	37.00								
24264495	14-001	Final Survey TOF panel 2's Positions	19-Mar-15	23-Mar-15	0.60	1.80	\$3,407	\$0	\$3,407	\$0	37.00								
24264500	14-001	Cable/test/repair Panel 2 TOF's	24-Mar-15	31-Mar-15	1.20	3.60	\$8,151	\$0	\$8,151	\$0	37.00								
24264515	14-001	Mods to CRYO transfer lines	01-Oct-13	25-Nov-13	8.00	8.00	\$15,142	\$0	\$15,142	\$0	67.80								
24264517		Modify Space Frame For Cryo Can	09-Sep-13	05-Nov-13	8.40	0.00	\$0	\$20,000	\$20,000	\$0	66.80								
24264520	14-001	Modify Space Frame Level 3 deck For Torus Cryo	06-Nov-13	05-Dec-13	4.00	2.00	\$3,786	\$0	\$3,786	\$0	66.80								
24264525	14-001	Distribution Can - Transport and position distribution box	02-Sep-14	03-Sep-14	0.40	1.60	\$3,028	\$0	\$3,028	\$0	30.60								
24264527	14-001	Distribution Can - Connect cold piping with fittings and welding	04-Sep-14	10-Sep-14	1.00	4.00	\$7,571	\$0	\$7,571	\$0	30.60								
24264529	14-001	Distribution Can - Connect Instrumentation and valves	11-Sep-14	17-Sep-14	1.00	4.00	\$7,571	\$0	\$7,571	\$0	30.60								
24264531	14-001	Distribution Can - leak test system	18-Sep-14	23-Sep-14	0.80	3.20	\$6,057	\$0	\$6,057	\$0	30.60								

— Primary Baseline   
 ■ Remaining Work   
 ◆ Baseline Milestone  
■ Actual Work   
 ■ Critical Remaining Work   
 ◆ Milestone



Activity ID	CR	Activity Name	Start	Finish	Original Duration	Budgeted Labor Units	Budgeted Labor Cost	Budgeted Material Cost	Budgeted Total Cost	Budgeted Nonlabor Cost	Total Float	B	FY2014	FY2015	FY2016	FY2017	FY2018	FY2019	FY2020	21		
24264533	14-001	Distribution Can - pressure test system	24-Sep-14	25-Sep-14	0.40	1.60	\$3,028	\$0	\$3,028	\$0	30.60											
24264535	14-001	Distribution Can - final leak test system	26-Sep-14	30-Sep-14	0.60	2.40	\$4,543	\$0	\$4,543	\$0	30.60											
24264540	14-001	Distribution Can - purify system	01-Oct-14	03-Oct-14	0.60	2.00	\$3,786	\$0	\$3,786	\$0	30.60											
24264545	14-001	Install and wire up Torus PS (G0)	07-May-14	13-May-14	1.00	4.00	\$7,518	\$0	\$7,518	\$0	16.40											
24264548M		Start Torus Installation		30-Jun-14	0.00	0.00	\$0	\$0	\$0	\$0	10.00											
24264550	14-001	Install 3 Torus Base support and adjustment Stands	02-Sep-14	08-Sep-14	1.00	5.00	\$10,091	\$0	\$10,091	\$0	5.00											
24264555	14-001	Install Torus Control System	07-Jan-15	04-Feb-15	4.00	8.00	\$19,539	\$0	\$19,539	\$0	27.40											
24264565	14-001	Attach cold hub to Coil D	09-Jul-14	17-Jul-14	1.40	5.60	\$10,600	\$0	\$10,600	\$0	8.80											
24264570	14-001	Attach Center Base Legs to Coil D	18-Jul-14	28-Jul-14	1.40	5.60	\$10,600	\$0	\$10,600	\$0	8.80											
24264575	14-001	Install Temporary Braces to Hall Floor for Coil D and Beam left and right Cold Rings	29-Jul-14	11-Aug-14	2.00	14.00	\$27,752	\$0	\$27,752	\$0	8.80											
24264580	14-001	Install Coil D Assembly	09-Sep-14	17-Sep-14	1.40	9.80	\$20,081	\$0	\$20,081	\$0	5.00											
24264585	14-001	Install Beam left and right cold ring beams	18-Sep-14	01-Oct-14	2.00	8.00	\$15,142	\$0	\$15,142	\$0	5.00											
24264590	14-001	Align Lower Cold ring beams and lock down	02-Oct-14	10-Oct-14	1.40	8.40	\$15,900	\$0	\$15,900	\$0	5.00											
24264595	14-001	Install Coil E and C Assemblies (mechanical)	13-Oct-14	27-Oct-14	2.20	15.40	\$31,556	\$0	\$31,556	\$0	5.00											
24264600	14-001	Install Vertical Cold ring beams and braces	28-Oct-14	10-Nov-14	2.00	8.00	\$15,142	\$0	\$15,142	\$0	5.00											
24264605	14-001	Install Coil F and B assemblies	18-Nov-14	04-Dec-14	2.20	15.40	\$31,556	\$0	\$31,556	\$0	4.00											
24264610	14-001	Install Top four Cold Ring beams and temporary braces	05-Dec-14	15-Dec-14	1.40	5.60	\$10,600	\$0	\$10,600	\$0	4.00											
24264615	14-001	Install Coil A	19-Dec-14	07-Jan-15	1.20	8.40	\$16,651	\$0	\$16,651	\$0	3.40											
24264620	14-001	Survey all CCM and Cold Hub relative locations adjust as necessary	08-Jan-15	12-Jan-15	0.60	3.30	\$6,903	\$0	\$6,903	\$0	3.40											
24264625	14-001	Mount the Torus Service Module on Level 3	13-Jan-15	13-Jan-15	0.20	0.90	\$1,719	\$0	\$1,719	\$0	3.40											
24264630	14-001	Splice all Coil Leads and Leads to Service Module	14-Jan-15	20-Jan-15	0.80	3.20	\$6,932	\$0	\$6,932	\$0	3.40											
24264635	14-001	Weld/Braze all cooling lines (He)	21-Jan-15	22-Jan-15	0.40	1.20	\$2,271	\$0	\$2,271	\$0	3.40											
24264640	14-001	Pressure and Leak test all 4K cooling lines	23-Jan-15	26-Jan-15	0.40	1.20	\$2,709	\$0	\$2,709	\$0	3.40											
24264645	14-001	Secure and Heat Station the Splices and coil leads	27-Jan-15	29-Jan-15	0.60	1.80	\$3,407	\$0	\$3,407	\$0	3.40											
24264650	14-001	Connect all instrumentation including voltage taps	30-Jan-15	06-Feb-15	1.20	4.80	\$9,054	\$0	\$9,054	\$0	3.40											
24264655	14-001	Insulate all 4K Surfaces	09-Feb-15	20-Feb-15	2.00	10.00	\$20,181	\$0	\$20,181	\$0	3.40											
24264660	14-001	Complete Central hub heat shield	23-Feb-15	26-Feb-15	0.80	2.40	\$4,543	\$0	\$4,543	\$0	3.40											
24264665	14-001	Install Cold to warm supports on vertical Cold ring beams	27-Feb-15	27-Feb-15	0.20	1.00	\$2,018	\$0	\$2,018	\$0	3.40											
24264670	14-001	Install Heat shield on Cold Ring vertical Beams	02-Mar-15	05-Mar-15	0.80	3.20	\$6,057	\$0	\$6,057	\$0	3.40											
24264675	14-001	Insulate 80K surfaces on Cold Ring vertical beams	06-Mar-15	11-Mar-15	0.80	4.00	\$8,072	\$0	\$8,072	\$0	3.40											
24264680	14-001	Install Outer Legs N & S on Adjusters (includes 1/2 of CS VJ)	12-Mar-15	13-Mar-15	0.40	3.20	\$6,495	\$0	\$6,495	\$0	3.40											
24264685	14-001	Attach cold to warm support to VJ (2 places)	16-Mar-15	16-Mar-15	0.20	1.00	\$2,112	\$0	\$2,112	\$0	3.40											
24264690	14-001	Complete Vertical Cold Ring VJ	17-Mar-15	20-Mar-15	0.80	6.40	\$12,989	\$0	\$12,989	\$0	3.40											
24264695	14-001	Transfer load from Temporary legs to Outer Legs and Remove Temp legs	23-Mar-15	24-Mar-15	0.40	2.00	\$4,036	\$0	\$4,036	\$0	3.40											
24264700	14-001	Install Heat Shield on other 8 Hex Ring beams	25-Mar-15	03-Apr-15	1.60	12.80	\$25,978	\$0	\$25,978	\$0	3.40											
24264705	14-001	Connect all Heat Shield cooling tubes	06-Apr-15	08-Apr-15	0.60	2.40	\$4,543	\$0	\$4,543	\$0	3.40											
24264710	14-001	Pressure and Leak test all 80K cooling lines	09-Apr-15	10-Apr-15	0.40	1.20	\$2,709	\$0	\$2,709	\$0	3.40											
24264715	14-001	Insulate All 80K Surfaces	13-Apr-15	20-Apr-15	1.20	6.00	\$12,109	\$0	\$12,109	\$0	3.40											
24264720	14-001	Install VJ on other 8 Hex Ring Beams	21-Apr-15	30-Apr-15	1.60	12.80	\$25,978	\$0	\$25,978	\$0	3.40											
24264723	14-001	Install insulation and shield and VJ at central Hub	01-May-15	06-May-15	0.80	2.40	\$5,044	\$0	\$5,044	\$0	3.40											
24264725	14-001	Install VJ between Coils at Hub	07-May-15	14-May-15	1.20	9.60	\$19,484	\$0	\$19,484	\$0	3.40											
24264730	14-001	Transfer All Cold Mass Loads to VJ	15-May-15	18-May-15	0.40	2.00	\$4,223	\$0	\$4,223	\$0	3.40											
24264735	14-001	Align VJ to Beam Line	19-May-15	20-May-15	0.40	2.20	\$4,602	\$0	\$4,602	\$0	3.40											
24264740	14-001	Align Cold Mass to VJ and Beam Line	21-May-15	22-May-15	0.40	2.20	\$4,602	\$0	\$4,602	\$0	3.40											
24264755	14-001	Close up all cold mass view ports and temporary CCM support ports	26-May-15	29-May-15	0.80	2.40	\$4,543	\$0	\$4,543	\$0	3.40											
24264757	14-001	TORUS CRYOTOWER-Transport and position cryotower	31-Mar-15	01-Apr-15	0.40	1.20	\$2,271	\$0	\$2,271	\$0	7.60											
24264757A	14-001	TORUS CRYOTOWER-Connect cold piping with fittings and welding	02-Apr-15	15-Apr-15	2.00	6.00	\$11,357	\$0	\$11,357	\$0	7.60											
24264757B	14-001	TORUS CRYOTOWER-Connect Instrumentation, valves and current leads	02-Apr-15	13-Apr-15	1.60	4.80	\$9,085	\$0	\$9,085	\$0	7.60											
24264757C	14-001	TORUS CRYOTOWER-Leak Test new System	14-Apr-15	17-Apr-15	0.80	2.40	\$4,543	\$0	\$4,543	\$0	7.60											
24264757D	14-001	TORUS CRYOTOWER-Pressure Test Piping	20-Apr-15	21-Apr-15	0.40	1.20	\$2,271	\$0	\$2,271	\$0	7.60											
24264757F	14-001	TORUS CRYOTOWER-Final Leak Test system	22-Apr-15	24-Apr-15	0.60	1.80	\$3,407	\$0	\$3,407	\$0	7.60											
24264757G	14-001	Purify System	27-Apr-15	29-Apr-15	0.60	1.50	\$2,839	\$0	\$2,839	\$0	7.60											
24264760	14-001	TORUS CRYO WARM PIPING-Install Vacuum pumping system	02-Jun-15	03-Jun-15	0.40	2.60	\$5,354	\$0	\$5,354	\$0	3.40											
24264762	14-001	TORUS CRYO WARM PIPING-Design Gas Panel and Piping	24-Feb-15	16-Mar-15	3.00	3.00	\$8,960	\$0	\$8,960	\$0	5.80											
24264762A	14-001	TORUS CRYO WARM PIPING-Cut Back Piping	17-Mar-15	17-Mar-15	0.20	0.40	\$757	\$0	\$757	\$0	5.80											

█ Primary Baseline   
 █ Remaining Work   
 ◆ Baseline Milestone  
█ Actual Work   
 █ Critical Remaining Work   
 ◆ Milestone

Activity ID	CR	Activity Name	Start	Finish	Original Duration	Budgeted Labor Units	Budgeted Labor Cost	Budgeted Material Cost	Budgeted Total Cost	Budgeted Nonlabor Cost	Total Float	FY2014	FY2015	FY2016	FY2017	FY2018	FY2019	FY2020	21
24264762B	14-001	TORUS CRYO WARM PIPING-Procure valves and fitting	18-Mar-15	14-Apr-15	4.00	4.00	\$11,947	\$0	\$22,266	\$10,319	5.80								
24264762C	14-001	TORUS CRYO WARM PIPING-Install New Piping	15-Apr-15	28-Apr-15	2.00	4.00	\$7,571	\$0	\$7,571	\$0	5.80								
24264762D	14-001	TORUS CRYO WARM PIPING-Leak Test new Piping	29-Apr-15	04-May-15	0.80	1.60	\$3,028	\$0	\$3,028	\$0	5.80								
24264762F	14-001	TORUS CRYO WARM PIPING-Pressure Test Piping	05-May-15	05-May-15	0.20	0.40	\$757	\$0	\$757	\$0	5.80								
24264762G	14-001	TORUS CRYO WARM PIPING-Final Leak Test system	06-May-15	11-May-15	0.80	1.60	\$3,028	\$0	\$3,028	\$0	5.80								
24264762H	14-001	TORUS CRYO WARM PIPING-Purify System	12-May-15	14-May-15	0.60	1.00	\$1,893	\$0	\$1,893	\$0	5.80								
24264765	14-001	Pump VJ, leak and pressure test	04-Jun-15	17-Jun-15	2.00	2.00	\$3,786	\$0	\$3,786	\$0	3.40								
24264770	14-001	Install mounting adapters for drift chambers	18-Jun-15	01-Jul-15	2.00	11.19	\$24,462	\$0	\$24,462	\$0	3.40								
24264775	14-001	Connect instrumentation and Leads	02-Jul-15	09-Jul-15	1.00	9.90	\$20,874	\$0	\$20,874	\$0	3.40								
24264780	14-001	Connect Torus cryo lines	10-Jul-15	13-Jul-15	0.40	4.30	\$9,233	\$0	\$9,233	\$0	3.40								
24264788M		Torus Assembled and Tested	01-Oct-15		0.00	0.00	\$0	\$0	\$0	\$0	3.40								
24264790	14-001	Solenoid - design adjustment system for solenoid and HTCC rails	05-Mar-14	08-Apr-14	5.00	5.00	\$10,260	\$0	\$10,260	\$0	35.40								
24264791	14-001	Solenoid - procure rails and adjustment components for solenoid and HTCC rails	06-May-14	04-Aug-14	12.60	0.00	\$0	\$22,783	\$22,783	\$0	35.40								
24264792	14-001	Solenoid - Install and Align rails and adjustment components for solenoid and HTCC rails	05-Aug-14	25-Aug-14	3.00	0.00	\$0	\$0	\$0	\$0	35.40								
24264793	14-001	Solenoid - design motion system	09-Apr-14	12-May-14	4.80	5.00	\$10,260	\$0	\$10,260	\$0	42.60								
24264794	14-001	Solenoid - procure motion system	06-May-14	03-Jul-14	8.40	0.00	\$0	\$3,580	\$3,580	\$0	42.60								
24264794a	14-001	Solenoid - Install motion system	26-Aug-14	02-Sep-14	1.00	2.00	\$3,786	\$0	\$3,786	\$0	35.40								
24264795	14-001	Solenoid - design cart	09-Apr-14	12-May-14	4.80	0.00	\$0	\$0	\$12,878	\$12,878	35.40								
24264796	14-001	Solenoid - cart Engineering Analysis	29-Apr-14	29-May-14	4.40	4.00	\$11,947	\$0	\$11,947	\$0	35.40								
24264797	14-001	Solenoid - procure cart	03-Jun-14	02-Sep-14	12.80	0.00	\$0	\$54,762	\$54,762	\$0	35.00								
24264798M		Start Installation of Solenoid	13-Jan-15		0.00	0.00	\$0	\$0	\$0	\$0	18.20								
24264800	14-001	Receive and inspect solenoid magnet from Vendor	13-Jan-15	15-Jan-15	0.60	8.00	\$17,304	\$0	\$17,304	\$0	18.20								
24264805	14-001	Install Solenoid cart	13-Jan-15	13-Jan-15	0.20	0.80	\$1,514	\$0	\$1,514	\$0	18.60								
24264810	14-001	Assemble Solenoid and Piping	16-Jan-15	27-Feb-15	6.00	6.00	\$11,357	\$0	\$20,147	\$8,790	18.20								
24264815	14-001	Solenoid instrumentation and current leads	06-Jul-15	17-Jul-15	2.00	4.00	\$7,518	\$0	\$7,518	\$0	0.60								
24264820	14-001	Align Solenoid	17-Jul-15	20-Jul-15	0.40	0.40	\$757	\$0	\$757	\$0	0.60								
24264825		Connect Solenoid Cryo lines	21-Jul-15	17-Aug-15	4.00	0.00	\$0	\$0	\$0	\$0	0.60								
24264845	14-001	Mount, assemble and cable CTOF system	05-Oct-15	06-Nov-15	5.00	10.00	\$21,157	\$0	\$21,157	\$0	0.60								
24264850	14-001	Align CTOF	09-Nov-15	13-Nov-15	1.00	1.20	\$2,271	\$0	\$2,271	\$0	0.60								
24264855	14-001	Mount, cable and check SVT system	13-Nov-15	07-Dec-15	3.00	10.00	\$21,157	\$0	\$21,157	\$0	0.60								
24264860	14-001	Align SVT	07-Dec-15	18-Dec-15	2.00	1.20	\$2,271	\$0	\$2,271	\$0	0.60								
24264860M		Central Detector Ready		18-Dec-15	0.00	0.00	\$0	\$0	\$0	\$0	0.60								
24264868	14-001	Design and install HTCC gas system	08-Apr-15	14-Aug-15	18.00	9.00	\$17,513	\$0	\$17,513	\$0	15.40								
24264870	14-001	Rig and Transport HTCC to Hall	03-Nov-15	04-Nov-15	0.40	1.00	\$1,893	\$0	\$1,893	\$0	4.00								
24264872	14-001	Install HTCC cart	05-Nov-15	10-Nov-15	0.80	0.50	\$946	\$0	\$946	\$0	4.00								
24264874	14-001	Install HTCC	11-Nov-15	12-Nov-15	0.40	3.00	\$5,678	\$0	\$5,678	\$0	4.00								
24264876	14-001	HTCC verify mirror alignment and align detector to beam	13-Nov-15	17-Nov-15	0.60	2.40	\$5,880	\$0	\$5,880	\$0	4.00								
24264878	14-001	Cable HTCC	18-Nov-15	23-Nov-15	0.80	0.80	\$1,514	\$0	\$1,514	\$0	4.00								
24264880	14-001	Vend Fab Drift Chambers Installation tooling	14-Jan-15	05-Jun-15	20.00	0.00	\$0	\$21,060	\$21,060	\$0	19.60								
24264882	14-001	Install DC signal cable trays and gas lines	03-Sep-15	22-Oct-15	7.00	16.00	\$30,285	\$4,680	\$54,523	\$19,558	9.80								
24264884	14-001	Route DC Signal Cables	22-Oct-15	22-Oct-15	7.00	12.00	\$22,714	\$0	\$22,714	\$0	9.80								
24264886	14-001	Install DC HV/LV Racks and cable trays	16-Jul-15	14-Aug-15	4.40	4.80	\$9,085	\$0	\$9,085	\$0	9.80								
24264888	14-001	Reroute DC gas lines to the distribution pannel	06-Jan-14	15-Jul-14	26.80	6.00	\$11,357	\$0	\$11,357	\$0	71.60								
24264890	14-001	DC - design mounts and adjusters for DC to Torus	05-Dec-13	10-Apr-14	16.40	0.00	\$0	\$0	\$25,756	\$25,756	45.20								
24264895	14-001	DC - mounts and adjusters Engineering Analysis	16-Jan-14	10-Mar-14	7.40	6.00	\$17,921	\$0	\$17,921	\$0	49.80								
24264900	14-001	DC - procure mounts and adjusters for DC to Torus	03-Jun-14	30-Sep-14	16.80	0.00	\$0	\$78,000	\$78,000	\$0	38.00								
24264905	14-001	DC - design cable trays and gas system mounts	11-Apr-14	09-Oct-14	25.40	0.00	\$0	\$0	\$30,049	\$30,049	9.80								
24264910	14-001	DC - cable trays and gas system mounts Engineering Analysis	01-Aug-14	03-Sep-14	4.60	5.00	\$14,934	\$0	\$14,934	\$0	14.80								
24264915	14-001	DC - procure cable trays and gas system mounts	09-Oct-14	23-Dec-14	10.40	0.00	\$0	\$34,537	\$34,537	\$0	9.80								
24264920	14-001	DC - design maintenance platforms	10-Oct-14	15-Jan-15	12.00	0.00	\$0	\$0	\$10,732	\$10,732	33.20								
24264925	14-001	DC - maintenance platforms Engineering Analysis	01-Dec-14	19-Dec-14	3.00	3.00	\$8,960	\$0	\$8,960	\$0	33.20								
24264930	14-001	DC - procure maintenance platforms	22-Dec-14	27-Feb-15	8.20	0.00	\$0	\$19,836	\$19,836	\$0	33.20								
24264935	14-001	Widen the corners of the Hall access walls to allow R3 to pass through horizontal	01-Oct-13	07-Feb-14	16.60	0.00	\$0	\$8,255	\$8,255	\$0	85.40								
24264960M		Start Installation of Drift Chambers	01-Oct-15		0.00	0.00	\$0	\$0	\$0	\$0	3.40								
24264965	14-001	Install Region 2 Drift Chamber	09-Oct-15	22-Oct-15	2.00	13.60	\$25,742	\$0	\$25,742	\$0	3.40								

█ Primary Baseline   
 █ Remaining Work   
 ◆ Baseline Milestone  
█ Actual Work   
 █ Critical Remaining Work   
 ◆ Milestone



Activity ID	CR	Activity Name	Start	Finish	Original Duration	Budgeted Labor Units	Budgeted Labor Cost	Budgeted Material Cost	Budgeted Total Cost	Budgeted Nonlabor Cost	Total Float	B	FY2014	FY2015	FY2016	FY2017	FY2018	FY2019	FY2020	21	
24264970	14-001	Survey/align R2 Drift chambers	16-Oct-15	22-Oct-15	1.00	6.00	\$11,357	\$0	\$11,357	\$0	3.40										
24264975	14-001	Install Region 1 Drift Chamber	22-Oct-15	04-Nov-15	2.00	13.60	\$25,742	\$0	\$25,742	\$0	3.40										
24264980	14-001	Survey/align R1 Drift chambers	27-Oct-15	02-Nov-15	1.00	6.00	\$11,357	\$0	\$11,357	\$0	3.40										
24264985	14-001	Install Region 3 Drift Chamber	02-Nov-15	13-Nov-15	2.00	13.60	\$25,742	\$0	\$25,742	\$0	3.40										
24264990	14-001	Survey/align R3 Drift chambers	06-Nov-15	12-Nov-15	1.00	6.00	\$11,357	\$0	\$11,357	\$0	3.40										
24264995	14-001	Connect / Cable Drift Chambers	13-Nov-15	30-Nov-15	2.00	4.00	\$9,774	\$0	\$9,774	\$0	3.40										
<b>1.4.2.7 HALL B MAGNETS</b>			<b>03-Sep-13</b>	<b>30-Sep-15</b>	<b>103.00</b>	<b>1428.86</b>	<b>\$4,010,596</b>	<b>\$9,159,855</b>	<b>\$13,421,812</b>	<b>\$251,361</b>	<b>99.00</b>										
<b>1.4.2.7.1 TOROIDAL MAGNET NEW VENDOR</b>			<b>03-Sep-13</b>	<b>30-Sep-14</b>	<b>53.60</b>	<b>35.09</b>	<b>\$168,367</b>	<b>\$907,618</b>	<b>\$1,075,985</b>	<b>\$0</b>	<b>61.00</b>										
24271665		FNAL: Tooling Fabrication and Installation at FNAL Part B	03-Sep-13	16-Sep-13	2.00	0.00	\$0	\$2,467	\$2,467	\$0	4.00										
24271680		FNAL: Prototype CCM winding and tests	03-Sep-13	21-Oct-13	7.00	0.00	\$0	\$35,234	\$35,234	\$0	4.00										
24271685		FNAL: Update design with lessons learned from prototype	03-Sep-13	27-Nov-13	12.40	0.00	\$0	\$46,567	\$46,567	\$0	4.00										
24271690		FNAL: Production CCM readiness review	03-Sep-13	27-Nov-13	12.40	0.00	\$0	\$24,836	\$24,836	\$0	4.00										
24271695		FNAL: Production final CCM#1 and test	03-Sep-13	30-Apr-14	32.20	0.00	\$0	\$133,483	\$133,483	\$0	4.00										
24271700		FNAL: Production final CCM#2 and test	01-Oct-13	30-May-14	32.40	0.00	\$0	\$123,135	\$123,135	\$0	0.00										
24271705		FNAL: Production final CCM#3 and test	01-Oct-13	30-Jun-14	36.60	0.00	\$0	\$123,135	\$123,135	\$0	0.00										
24271710		FNAL: Production final CCM#4 and test	01-Oct-13	31-Jul-14	41.00	0.00	\$0	\$123,135	\$123,135	\$0	0.00										
24271715		FNAL: Production final CCM#5 and test	01-Oct-13	29-Aug-14	45.20	0.00	\$0	\$123,135	\$123,135	\$0	0.00										
24271720		FNAL: Production final CCM#6 and test	01-Oct-13	30-Sep-14	49.40	0.00	\$0	\$123,135	\$123,135	\$0	0.00										
24271725 LOE		Consultant Fees WS LQ	03-Sep-13	30-Sep-14	53.40	0.00	\$0	\$22,950	\$22,950	\$0	60.80										
24271730		Existing Coil Case Storage	03-Sep-13	30-Sep-14	53.40	0.00	\$0	\$2,106	\$2,106	\$0	60.80										
24271730LOE		JLab support of FNAL Torus CCM effort FY13	03-Sep-13	30-Sep-13	4.00	3.44	\$16,042	\$0	\$16,042	\$0	14.40										
24271735		Contractor Training TW	03-Sep-13	30-Sep-14	53.40	0.00	\$0	\$266	\$266	\$0	60.80										
24271735LOE	14-001	JLab support of FNAL Torus CCM effort FY14	01-Oct-13	01-Jul-14	36.80	31.65	\$152,325	\$0	\$152,325	\$0	14.40										
24271740		Additional Torus Copper Stabilizer and SSC Cable tests for Coil #7	03-Sep-13	25-Nov-13	12.00	0.00	\$0	\$24,035	\$24,035	\$0	11.60										
24271740M		FNAL Torus work complete		30-Sep-14	0.00	0.00	\$0	\$0	\$0	\$0	0.00										
<b>1.4.2.7.2 SOLENOID MAGNET NEW VENDOR</b>			<b>03-Sep-13</b>	<b>30-Sep-15</b>	<b>103.00</b>	<b>0.00</b>	<b>\$0</b>	<b>\$3,009,169</b>	<b>\$3,009,169</b>	<b>\$0</b>	<b>99.00</b>										
24272075		Vend Fab Solenoid - Peg Point #2 - Intermediate Design Review	03-Sep-13	31-Oct-13	8.60	0.00	\$0	\$49,772	\$49,772	\$0	3.40										
24272075a		Vend Fab Solenoid - Peg Point #3 - Final Design Review	03-Sep-13	20-Dec-13	15.40	0.00	\$0	\$99,543	\$99,543	\$0	3.40										
24272075b		Vend Fab Solenoid - Final Design Review Incentive Fee	03-Sep-13	20-Dec-13	15.40	0.00	\$0	\$200,000	\$200,000	\$0	3.40										
24272075ba		De-Obligation of Vend Fab Solenoid - Final Design Review Incentive Fee	20-Dec-13	20-Dec-13	0.20	0.00	\$0	(\$135,000)	(\$135,000)	\$0	3.40										
24272075c		Vend Fab Solenoid - Peg Point #4 - Winding and Potting Tooling	03-Sep-13	28-Feb-14	23.60	0.00	\$0	\$79,634	\$79,634	\$0	3.40										
24272075d		Vend Fab Solenoid - Peg Point #5 - PSMM Fabrication and Testing	03-Sep-13	30-Jun-14	40.60	0.00	\$0	\$119,452	\$119,452	\$0	3.40										
24272075f		Vend Fab Solenoid - MRR Incentive Fee	03-Sep-13	31-Jul-14	45.00	0.00	\$0	\$200,000	\$200,000	\$0	3.40										
24272075g		Vend Fab Solenoid - Peg Point #6 - Coils Wound	03-Sep-13	29-Aug-14	49.20	0.00	\$0	\$199,085	\$199,085	\$0	3.40										
24272075h		Vend Fab Solenoid - Peg Point #7 - Cryostat Materials and Components	03-Sep-13	30-Sep-14	53.40	0.00	\$0	\$298,628	\$298,628	\$0	3.40										
24272075j		Vend Fab Solenoid - Peg Point #8 - Cold Mass Materials and Components	03-Sep-13	31-Oct-14	58.00	0.00	\$0	\$298,628	\$298,628	\$0	3.40										
24272075k		Vend Fab Solenoid - Peg Point #9 - Assembly and Test	03-Sep-13	26-Nov-14	61.60	0.00	\$0	\$199,085	\$199,085	\$0	3.40										
24272075n		Vend Fab Solenoid - Delivery Incentive Fee	03-Sep-13	26-Nov-14	61.60	0.00	\$0	\$600,000	\$600,000	\$0	3.40										
24272075p		Vend Fab Solenoid - Peg Point #10 - Commissioning and Acceptance Test	03-Sep-13	30-Jun-15	89.80	0.00	\$0	\$199,085	\$199,085	\$0	11.60										
24272075q		Vend Fab Solenoid - Peg Point #11 - Final Report and Closeout	03-Sep-13	30-Sep-15	102.60	0.00	\$0	\$199,085	\$199,085	\$0	11.60										
24272075r		Vend Fab Solenoid - Peg Point #12 - Shipping Costs	03-Sep-13	30-Sep-15	102.60	0.00	\$0	\$6,000	\$6,000	\$0	11.60										
24272080		Solenoid Outside Consulting FY13	03-Sep-13	31-Jan-14	19.60	0.00	\$0	\$178,380	\$178,380	\$0	121.20										
24272085	14-001	Solenoid Outside Consulting FY14	03-Feb-14	23-Apr-15	61.00	0.00	\$0	\$185,742	\$185,742	\$0	121.20										
24272405		Solenoid - Cable Testing	03-Sep-13	28-Feb-14	23.60	0.00	\$0	\$24,000	\$24,000	\$0	90.60										
24272410		Consultant Fees WS	03-Sep-13	30-Sep-14	53.40	0.00	\$0	\$8,050	\$8,050	\$0	60.80										
<b>1.4.2.7.3 MAGNET INFRASTRUCTURE</b>			<b>03-Sep-13</b>	<b>31-Mar-14</b>	<b>28.00</b>	<b>8.90</b>	<b>\$20,046</b>	<b>\$731,107</b>	<b>\$765,817</b>	<b>\$14,664</b>	<b>174.00</b>										
24273007		Shipping of Conductor to AES	03-Sep-13	31-Oct-13	8.60	0.00	\$0	\$8,874	\$8,874	\$0	105.60										
24273010B		Vend Fab Wave Solder of Torus and Solenoid Magnets Peg Point #2-Procurement of Mate	03-Sep-13	31-Oct-13	8.60	0.00	\$0	\$62,126	\$62,126	\$0	3.40										
24273010H		Vend Fab Wave Solder of Torus and Solenoid Magnets Peg Point #6-Delivery of 2nd set of	03-Sep-13	31-Jan-14	19.60	0.00	\$0	\$60,934	\$60,934	\$0	3.40										
24273010J		Vend Fab Wave Solder of Torus and Solenoid Magnets Peg Point #7-Delivery of 3rd set of	03-Sep-13	28-Feb-14	23.60	0.00	\$0	\$60,934	\$60,934	\$0	3.40										
24273010K		Vend Fab Wave Solder of Torus and Solenoid Magnets Peg Point #8-Delivery of 4th set of	03-Sep-13	31-Mar-14	27.80	0.00	\$0	\$60,934	\$60,934	\$0	3.40										
24273010N		Vend Fab Wave Solder of Torus and Solenoid Magnets Peg Point #9-Additional length and	03-Sep-13	17-Mar-14	25.80	0.00	\$0	\$107,400	\$107,400	\$0	3.40										
24273010P		Vend Fab Wave Solder of Torus and Solenoid Magnets Peg Point #10-Additional Reels for	03-Sep-13	27-Nov-13	12.40	0.00	\$0	\$79,600	\$79,600	\$0	3.40										
24273010Q		Vend Fab Wave Solder of Torus and Solenoid Magnets Peg Point #10-Conductor Cleaning	13-Feb-14	17-Mar-14	4.60	0.00	\$0	\$51,000	\$51,000	\$0	27.60										
24273010R		Vend Fab Wave Solder of Torus and Solenoid Magnets New Scope	03-Sep-13	31-Mar-14	27.80	0.00	\$0	\$211,309	\$211,309	\$0	3.40										

■ Primary Baseline   
 ■ Remaining Work   
 ◆ Baseline Milestone  
■ Actual Work   
 ■ Critical Remaining Work   
 ◆ Milestone

Activity ID	CR	Activity Name	Start	Finish	Original Duration	Budgeted Labor Units	Budgeted Labor Cost	Budgeted Material Cost	Budgeted Total Cost	Budgeted Nonlabor Cost	Total Float	FY2014	FY2015	FY2016	FY2017	FY2018	FY2019	FY2020
24273012		Wave Solder of Torus and Solenoid Magnets Travel FY13	03-Sep-13	30-Sep-13	4.00	1.50	\$3,282	\$0	\$5,683	\$2,401	90.40							
24273012a	14-001	Wave Solder of Torus and Solenoid Magnets Travel FY14	01-Oct-13	03-Mar-14	19.80	7.40	\$16,764	\$0	\$29,027	\$12,263	90.40							
24273017		Twente Cable Testing	03-Sep-13	20-Dec-13	15.40	0.00	\$0	\$12,272	\$12,272	\$0	98.80							
24273022		Additional Cu for solenoid conductor - Procurement	03-Sep-13	14-Mar-14	25.60	0.00	\$0	\$15,500	\$15,500	\$0	88.60							
24273027		Consultant Fees WS	03-Sep-13	20-Dec-13	15.40	0.00	\$0	\$225	\$225	\$0	186.40							
<b>1.4.2.7.4 TORUS CRYO STAT FACTORY</b>			<b>03-Sep-13</b>	<b>14-Jul-15</b>	<b>92.00</b>	<b>643.38</b>	<b>\$1,575,573</b>	<b>\$43,691</b>	<b>\$1,697,516</b>	<b>\$78,251</b>	<b>22.60</b>							
<b>1.4.2.7.4.1 DESIGN AND PROCEDURES</b>			<b>03-Sep-13</b>	<b>15-Nov-13</b>	<b>10.80</b>	<b>4.26</b>	<b>\$12,561</b>	<b>\$43,691</b>	<b>\$56,252</b>	<b>\$0</b>	<b>29.80</b>							
242741010		Cryostat Factory - Design lifting Fixtures and Procurement Prep (Historical)	03-Sep-13	05-Sep-13	0.60	1.83	\$4,677	\$0	\$4,677	\$0	39.80							
242741020		Cryostat Factory - Perform tests for Torus Design - labor	03-Sep-13	16-Sep-13	2.00	0.20	\$462	\$0	\$462	\$0	38.40							
242741030		Cryostat Factory - Write, review and sign welding Procedures	03-Sep-13	16-Sep-13	2.00	0.16	\$531	\$0	\$531	\$0	38.40							
242741035		Cryostat Factory - Write, review and sign Incoming material QA Procedures FY13	03-Sep-13	30-Sep-13	4.00	0.62	\$2,021	\$0	\$2,021	\$0	34.00							
242741035a	14-001	Cryostat Factory - Write, review and sign Incoming material QA Procedures FY14	01-Oct-13	16-Oct-13	2.40	0.37	\$1,251	\$0	\$1,251	\$0	34.00							
242741040		Cryostat Factory - Write, review and sign material handling Procedures FY13	03-Sep-13	30-Sep-13	4.00	0.07	\$260	\$0	\$260	\$0	34.00							
242741040a	14-001	Cryostat Factory - Write, review and sign material handling Procedures FY14	01-Oct-13	16-Oct-13	2.40	0.04	\$161	\$0	\$161	\$0	34.00							
242741045		Cryostat Factory - Write, review and sign MLI application Procedures	03-Sep-13	16-Sep-13	2.00	0.12	\$415	\$0	\$415	\$0	38.40							
242741050		Cryostat Factory - Write, review and sign OSP FY13	03-Sep-13	30-Sep-13	4.00	0.18	\$591	\$0	\$591	\$0	29.60							
242741050a	14-001	Cryostat Factory - Write, review and sign OSP FY14	01-Oct-13	15-Nov-13	6.80	0.30	\$1,036	\$0	\$1,036	\$0	29.60							
242741055		Cryostat Factory - Write, review and sign assembly procedures FY13	03-Sep-13	30-Sep-13	4.00	0.22	\$714	\$0	\$714	\$0	34.00							
242741055a	14-001	Cryostat Factory - Write, review and sign assembly procedures FY14	01-Oct-13	16-Oct-13	2.40	0.13	\$442	\$0	\$442	\$0	34.00							
242741065		Cryostat Factory - Order fixtures, tables, tools, etc. for assembly Procurement	03-Sep-13	16-Oct-13	6.40	0.00	\$0	\$37,877	\$37,877	\$0	33.20							
242741070		Cryostat Stand and Axle	03-Sep-13	30-Oct-13	8.40	0.00	\$0	\$5,814	\$5,814	\$0	31.20							
242741070M		Cryostat factory fixtures and tooling in-house		30-Oct-13	0.00	0.00	\$0	\$0	\$0	\$0	31.20							
242741075M		Torus Cryostat Factory Procedures In-place		15-Nov-13	0.00	0.00	\$0	\$0	\$0	\$0	29.60							
<b>1.4.2.7.4.2 PROTOTYPE</b>			<b>03-Sep-13</b>	<b>08-Jul-14</b>	<b>41.80</b>	<b>257.13</b>	<b>\$690,468</b>	<b>\$0</b>	<b>\$706,805</b>	<b>\$16,337</b>	<b>72.80</b>							
242742000		Cryostat Factory - Test Lifting Fixtures and Procedures with Wang Coil Case FY13	03-Sep-13	30-Sep-13	4.00	6.02	\$16,253	\$0	\$18,440	\$2,188	26.40							
242742005	14-001	Cryostat Factory - Layout Assembly area for equipment and fixtures	03-Oct-13	09-Oct-13	1.00	4.00	\$13,117	\$0	\$13,117	\$0	31.20							
242742010	14-001	Cryostat Factory - Install equipment and fixtures in factory area	03-Oct-13	05-Nov-13	4.80	22.40	\$58,744	\$0	\$61,221	\$2,477	31.20							
242742015	14-001	Cryostat Factory - Test Lifting Fixtures and Procedures with Wang Coil Case FY14	01-Oct-13	16-Oct-13	2.40	3.61	\$10,063	\$0	\$11,417	\$1,354	26.40							
242742015M		Cryostat Factory - Receive parts for proto cryostat		19-Mar-14	0.00	0.00	\$0	\$0	\$0	\$0	21.20							
242742020		Cryostat Factory - Engineering oversight (Legg) FY13	03-Sep-13	30-Sep-13	4.00	4.20	\$19,597	\$0	\$19,597	\$0	90.40							
242742020a	14-001	Cryostat Factory - Engineering oversight (Legg) FY14	01-Oct-13	03-Mar-14	19.80	20.80	\$100,098	\$0	\$100,098	\$0	90.40							
242742025	14-001	Cryostat Factory - Mock-up of one quarter CCM	04-Oct-13	17-Jan-14	13.20	18.00	\$39,540	\$0	\$39,540	\$0	96.40							
242742030		Cryostat Factory - Pre-assembly of CCM using Wang Coil case FY13	03-Sep-13	30-Sep-13	4.00	6.40	\$13,436	\$0	\$13,436	\$0	105.70							
242742030a	14-001	Cryostat Factory - Pre-assembly of CCM using Wang Coil case FY14	01-Oct-13	31-Oct-13	4.50	7.20	\$15,597	\$0	\$15,597	\$0	105.70							
242742035	14-001	Cryostat Factory - Initial receipt inspection of Coil Case MLI	17-Feb-14	28-Feb-14	2.00	1.00	\$2,440	\$0	\$2,440	\$0	20.20							
242742040	14-001	Cryostat Factory - Initial receipt inspection (QA) of Coil case shields	18-Nov-13	19-Mar-14	15.40	3.00	\$7,319	\$0	\$7,319	\$0	22.80							
242742045	14-001	Cryostat Factory - Pre-Assemble Seven Coil case shields	18-Nov-13	01-Apr-14	17.20	35.00	\$85,393	\$0	\$85,393	\$0	22.80							
242742050	14-001	Cryostat Factory - Initial receipt inspection (QA) of Vacuum Vessel Parts	18-Dec-13	21-Apr-14	16.00	3.00	\$5,678	\$0	\$5,678	\$0	8.80							
242742055	14-001	Cryostat Factory - Pre-Assemble Seven Vacuum Jackets	18-Dec-13	13-Jun-14	23.60	32.50	\$67,533	\$0	\$67,533	\$0	8.80							
242742060M		Cryostat Factory - Receive 1st Article (CCM #1) coil cold case		25-Apr-14	0.00	0.00	\$0	\$0	\$0	\$0	9.00							
242742065	14-001	Cryostat Factory - Assemble 1st Article (CCM #1) Coil Cryostat with cold mass (Receive, t	25-Apr-14	19-May-14	3.40	22.00	\$53,682	\$0	\$57,122	\$3,440	9.00							
242742070	14-001	Cryostat Factory - Assemble 1st Article (CCM #1) Coil Cryostat with cold mass (MLI and L	20-May-14	12-Jun-14	3.40	28.00	\$68,322	\$0	\$71,762	\$3,439	9.00							
242742075	14-001	Cryostat Factory - Assemble 1st Article (CCM #1) Coil Cryostat with cold mass (Vac jacke	16-Jun-14	08-Jul-14	3.20	24.00	\$58,562	\$0	\$62,001	\$3,439	8.80							
242742080	14-001	Cryostat Factory - Rewrite procedures and lessons learned from Proto	17-Oct-13	04-Mar-14	17.60	16.00	\$55,093	\$0	\$55,093	\$0	26.40							
<b>1.4.2.7.4.3 PRODUCTION</b>			<b>14-Feb-14</b>	<b>14-Jul-15</b>	<b>70.20</b>	<b>382.00</b>	<b>\$872,544</b>	<b>\$0</b>	<b>\$934,458</b>	<b>\$61,914</b>	<b>14.40</b>							
242743000M		Cryostat Factory - Receive production coil case #2		30-May-14	0.00	0.00	\$0	\$0	\$0	\$0	7.40							
242743005	14-001	Cryostat Factory - Assemble Coil Cryostat #2 with cold mass (Receive, QA and Pre-asser	29-May-14	27-Jun-14	4.40	22.00	\$56,625	\$0	\$66,944	\$10,319	7.40							
242743010	14-001	Cryostat Factory - Assemble Coil Cryostat #2 with cold mass (MLI and LN2 shield assemb	30-Jun-14	23-Jul-14	3.40	20.00	\$48,072	\$0	\$48,072	\$0	7.40							
242743015	14-001	Cryostat Factory - Assemble Coil Cryostat #2 with cold mass (Vac jacket weld up)	24-Jul-14	18-Aug-14	3.60	10.00	\$23,185	\$0	\$23,185	\$0	7.40							
242743020M		Cryostat Factory - Receive production coil case #3		03-Jul-14	0.00	0.00	\$0	\$0	\$0	\$0	7.00							
242743025	14-001	Cryostat Factory - Assemble Coil Cryostat #3 with cold mass (Receive, QA and Pre-asser	03-Jul-14	28-Jul-14	3.40	22.00	\$49,133	\$0	\$59,452	\$10,319	7.00							
242743030	14-001	Cryostat Factory - Assemble Coil Cryostat #3 with cold mass (MLI and LN2 shield assemb	29-Jul-14	20-Aug-14	3.40	20.00	\$42,964	\$0	\$42,964	\$0	7.00							
242743035	14-001	Cryostat Factory - Assemble Coil Cryostat #3 with cold mass (Vac jacket weld up)	21-Aug-14	15-Sep-14	3.40	10.00	\$23,185	\$0	\$23,185	\$0	7.00							
242743040M		Cryostat Factory - Receive production coil case #4		11-Aug-14	0.00	0.00	\$0	\$0	\$0	\$0	6.00							
242743045	14-001	Cryostat Factory - Assemble Coil Cryostat #4 with cold mass (Receive, QA and Pre-asser	11-Aug-14	29-Aug-14	3.00	22.00	\$49,133	\$0	\$59,452	\$10,319	6.00							

Primary Baseline Remaining Work Baseline Milestone  
 Actual Work Critical Remaining Work Milestone



Activity ID	CR	Activity Name	Start	Finish	Original Duration	Budgeted Labor Units	Budgeted Labor Cost	Budgeted Material Cost	Budgeted Total Cost	Budgeted Nonlabor Cost	Total Float	FY2014	FY2015	FY2016	FY2017	FY2018	FY2019	FY2020	21	
242743050	14-001	Cryostat Factory - Assemble Coil Cryostat #4 with cold mass (MLI and LN2 shield ass emb	02-Sep-14	22-Sep-14	3.00	20.00	\$42,964	\$0	\$42,964	\$0	6.00									
242743055	14-001	Cryostat Factory - Assemble Coil Cryostat #4 with cold mass (Vac jacket weld up)	23-Sep-14	13-Oct-14	3.00	10.00	\$23,185	\$0	\$23,185	\$0	6.00									
242743060M		Cryostat Factory - Receive production coil case #5	16-Sep-14		0.00	0.00	\$0	\$0	\$0	\$0	4.00									
242743065	14-001	Cryostat Factory - Assemble Coil Cryostat #5 with cold mass (Receive, QA and Pre-asser	16-Sep-14	06-Oct-14	3.00	22.00	\$49,133	\$0	\$59,452	\$10,319	4.00									
242743070	14-001	Cryostat Factory - Assemble Coil Cryostat #5 with cold mass (MLI and LN2 shield ass emb	07-Oct-14	27-Oct-14	3.00	20.00	\$42,964	\$0	\$42,964	\$0	4.00									
242743075	14-001	Cryostat Factory - Assemble Coil Cryostat #5 with cold mass (Vac jacket weld up)	28-Oct-14	17-Nov-14	3.00	10.00	\$23,185	\$0	\$23,185	\$0	4.00									
242743080M		Cryostat Factory - Receive production coil case #6	15-Oct-14		0.00	0.00	\$0	\$0	\$0	\$0	3.40									
242743085	14-001	Cryostat Factory - Assemble Coil Cryostat #6 with cold mass (Receive, QA and Pre-asser	15-Oct-14	04-Nov-14	3.00	22.00	\$49,133	\$0	\$59,452	\$10,319	3.40									
242743090	14-001	Cryostat Factory - Assemble Coil Cryostat #6 with cold mass (MLI and LN2 shield ass emb	05-Nov-14	25-Nov-14	3.00	20.00	\$42,964	\$0	\$42,964	\$0	3.40									
242743095	14-001	Cryostat Factory - Assemble Coil Cryostat #6 with cold mass (Vac jacket weld up)	26-Nov-14	18-Dec-14	3.00	10.00	\$23,185	\$0	\$23,185	\$0	3.40									
242743100M		Cryostat Factory - Receive production coil case #7	10-Apr-15		0.00	0.00	\$0	\$0	\$0	\$0	14.40									
242743105	14-001	Cryostat Factory - Assemble Coil Cryostat #7 with cold mass (Receive, QA and Pre-asser	10-Apr-15	30-Apr-15	3.00	22.00	\$49,133	\$0	\$59,452	\$10,319	14.40									
242743110	14-001	Cryostat Factory - Assemble Coil Cryostat #7 with cold mass (MLI and LN2 shield ass emb	01-May-15	21-May-15	3.00	20.00	\$42,964	\$0	\$42,964	\$0	14.40									
242743115	14-001	Cryostat Factory - Assemble Coil Cryostat #7 with cold mass (Vac jacket weld up)	22-May-15	15-Jun-15	3.00	10.00	\$23,185	\$0	\$23,185	\$0	14.40									
242743120	14-001	Cryostat Factory - Clean up And ship to site	15-May-15	14-Jul-15	8.00	18.00	\$49,394	\$0	\$49,394	\$0	14.40									
242743125	14-001	Cryostat Factory - Rework	14-Feb-14	07-May-15	61.20	52.00	\$118,858	\$0	\$118,858	\$0	23.40									
<b>1.4.2.7.5 TORUS MAGNET DESIGN/PARTS</b>			<b>03-Sep-13</b>	<b>21-Oct-14</b>	<b>56.60</b>	<b>145.13</b>	<b>\$536,033</b>	<b>\$1,420,623</b>	<b>\$1,956,657</b>	<b>\$0</b>	<b>84.00</b>									
<b>1.4.2.7.5.1 TORUS MAGNET DESIGN/PARTS</b>			<b>03-Sep-13</b>	<b>21-Oct-14</b>	<b>56.60</b>	<b>145.13</b>	<b>\$536,033</b>	<b>\$1,420,623</b>	<b>\$1,956,657</b>	<b>\$0</b>	<b>84.00</b>									
242751000L		Torus - Engineering Oversight FY13	03-Sep-13	30-Sep-13	4.00	4.70	\$21,911	\$0	\$21,911	\$0	84.00									
242751005L	14-001	Torus - Engineering Oversight FY14	01-Oct-13	30-Sep-14	49.40	59.00	\$283,955	\$0	\$283,955	\$0	84.00									
242751010		Vend Fab Additional Coil Case for Coil # 7	03-Sep-13	31-Mar-14	27.80	0.00	\$0	\$25,220	\$25,220	\$0	65.20									
242751010L	14-001	Torus - Engineering Oversight FY15	01-Oct-14	21-Oct-14	3.00	4.75	\$22,861	\$0	\$22,861	\$0	84.00									
242751020		Torus - 1st Article Coil Case Procurement	03-Sep-13	16-Sep-13	2.00	0.00	\$0	\$20,370	\$20,370	\$0	18.00									
242751045		Torus - 6 Production Coil Cases Procurement	03-Sep-13	31-Mar-14	27.80	0.00	\$0	\$146,130	\$146,130	\$0	4.00									
242751050		Torus - 4K MLI Modeling and Drafting	03-Sep-13	16-Sep-13	2.00	0.50	\$994	\$0	\$994	\$0	20.20									
242751080		Torus - Vacuum Vessel Instrumentation Drafting	03-Sep-13	30-Sep-13	4.00	0.54	\$1,074	\$0	\$1,074	\$0	8.80									
242751090	14-001	Torus - Vacuum Vessel Assembly Parts Procurement	02-Oct-13	29-Apr-14	27.80	0.00	\$0	\$257,975	\$257,975	\$0	8.80									
242751110		Torus - Coil Case Shields Procurement Prep FY13	03-Sep-13	30-Sep-13	4.00	0.27	\$789	\$0	\$789	\$0	22.80									
242751110a	14-001	Torus - Coil Case Shields Procurement Prep FY14	01-Oct-13	01-Nov-13	4.80	0.33	\$977	\$0	\$977	\$0	22.80									
242751115	14-001	Torus - Coil Case Shields Procurement	04-Nov-13	31-Mar-14	19.00	0.00	\$0	\$149,223	\$149,223	\$0	22.80									
242751120		Torus - Coil Case MLI Procurement Prep FY13	17-Sep-13	30-Sep-13	2.00	0.23	\$658	\$0	\$658	\$0	20.20									
242751120a	14-001	Torus - Coil Case MLI Procurement Prep FY14	01-Oct-13	15-Nov-13	6.80	0.77	\$2,308	\$0	\$2,308	\$0	20.20									
242751125	14-001	Torus - Coil Case MLI Procurement	18-Nov-13	28-Feb-14	12.80	0.00	\$0	\$21,670	\$21,670	\$0	20.20									
242751145	14-001	Torus - Out Of Plane Supports - OOPS Procurement	16-Oct-13	28-Feb-14	17.40	0.00	\$0	\$144,466	\$144,466	\$0	23.60									
242751150	14-001	Torus - Cold Hub - Magnet construction analysis	15-Oct-13	16-Dec-13	8.60	0.84	\$2,509	\$0	\$2,509	\$0	16.20									
242751155		Torus - Cold Hub - Hub analysis with off design loads	03-Sep-13	16-Sep-13	2.00	1.20	\$3,473	\$0	\$3,473	\$0	11.80									
242751160		Torus - Cold Hub - Hub Shield Modeling FY13	03-Sep-13	30-Sep-13	4.00	0.18	\$514	\$0	\$514	\$0	14.00									
242751160a	14-001	Torus - Cold Hub - Hub Shield Modeling FY14	01-Oct-13	15-Nov-13	6.80	0.30	\$903	\$0	\$903	\$0	14.00									
242751165		Torus - Cold Hub - Hub Shield straping for cooling design FY13	03-Sep-13	30-Sep-13	4.00	0.06	\$187	\$0	\$187	\$0	14.00									
242751165a	14-001	Torus - Cold Hub - Hub Shield straping for cooling design FY14	01-Oct-13	27-Nov-13	8.40	0.14	\$405	\$0	\$405	\$0	14.00									
242751170	14-001	Torus - Cold Hub - Hub shield final drafting	02-Dec-13	10-Jan-14	4.40	1.00	\$2,987	\$0	\$2,987	\$0	14.00									
242751175	14-001	Torus - Cold Hub Procurement Prep	13-Jan-14	28-Feb-14	6.80	1.00	\$2,987	\$0	\$2,987	\$0	14.00									
242751180	14-001	Torus - Cold Hub Procurement	03-Mar-14	30-May-14	12.80	0.00	\$0	\$19,792	\$19,792	\$0	14.00									
242751185		Torus - Upstream Hex - 4K Beam Stress Analysis	03-Sep-13	13-Sep-13	1.80	1.00	\$2,894	\$0	\$2,894	\$0	18.20									
242751190		Torus - Upstream Hex - Piping mounting design FY13	17-Sep-13	30-Sep-13	2.00	0.40	\$795	\$0	\$795	\$0	11.80									
242751190a	14-001	Torus - Upstream Hex - Piping mounting design FY14	01-Oct-13	21-Oct-13	3.00	0.60	\$1,231	\$0	\$1,231	\$0	11.80									
242751195		Torus - Upstream Hex - Coil to Coil lead force analysis and flexibility analysis	03-Sep-13	27-Sep-13	3.80	0.50	\$1,447	\$0	\$1,447	\$0	18.20									
242751200		Torus - Upstream Hex - Recooler final design FY13	03-Sep-13	30-Sep-13	4.00	0.64	\$1,265	\$0	\$1,265	\$0	18.20									
242751200a	14-001	Torus - Upstream Hex - Recooler final design FY14	01-Oct-13	01-Nov-13	4.80	0.76	\$1,567	\$0	\$1,567	\$0	18.20									
242751205		Torus - Upstream Hex - Recooler Mounting FY13	03-Sep-13	30-Sep-13	4.00	0.16	\$326	\$0	\$326	\$0	18.20									
242751205a	14-001	Torus - Upstream Hex - Recooler Mounting FY14	01-Oct-13	01-Nov-13	4.80	0.20	\$403	\$0	\$403	\$0	18.20									
242751210	14-001	Torus - Upstream Hex - Recooler Drafting	04-Nov-13	27-Nov-13	3.60	0.90	\$1,847	\$0	\$1,847	\$0	21.00									
242751215		Torus - Upstream Hex - Splice design and tooling design FY13	03-Sep-13	30-Sep-13	4.00	0.53	\$1,060	\$0	\$1,060	\$0	18.20									
242751215a	14-001	Torus - Upstream Hex - Splice design and tooling design FY14	01-Oct-13	15-Nov-13	6.80	0.91	\$1,861	\$0	\$1,861	\$0	18.20									
242751220		Torus - Upstream Hex - Piping flexibility analysis	03-Sep-13	27-Sep-13	3.80	0.70	\$2,026	\$0	\$2,026	\$0	11.80									

— Primary Baseline   
  Remaining Work   
 ◆ Baseline Milestone  
 Actual Work   
  Critical Remaining Work   
 ◆ Milestone

Activity ID	CR	Activity Name	Start	Finish	Original Duration	Budgeted Labor Units	Budgeted Labor Cost	Budgeted Material Cost	Budgeted Total Cost	Budgeted Nonlabor Cost	Total Float	FY2014	FY2015	FY2016	FY2017	FY2018	FY2019	FY2020	21
242751225	14-001	Torus - Upstream Hex - Shield final design and Drafting	04-Nov-13	27-Nov-13	3.60	2.72	\$5,581	\$0	\$5,581	\$0	11.80								
242751230	14-001	Torus - Upstream Hex - VJ final design and Drafting	04-Nov-13	15-Jan-14	8.60	2.00	\$5,039	\$0	\$5,039	\$0	11.80								
242751235	14-001	Torus - Upstream Hex Assembly Parts Procurement Prep	02-Dec-13	22-Jan-14	5.80	1.00	\$2,987	\$0	\$2,987	\$0	11.80								
242751240	14-001	Torus - Upstream Hex Assembly Parts Procurement	23-Jan-14	16-Jun-14	20.40	0.00	\$0	\$101,618	\$101,618	\$0	11.80								
242751245	14-001	Torus - Recooler Procurement Prep	02-Dec-13	13-Jan-14	4.60	1.00	\$2,987	\$0	\$2,987	\$0	21.00								
242751250	14-001	Torus - Recooler Procurement	14-Jan-14	10-Apr-14	12.40	0.00	\$0	\$66,401	\$66,401	\$0	21.00								
242751255	14-001	Torus - Upstream Hex MLI Procurement Prep	10-Feb-14	07-Mar-14	4.00	1.00	\$2,987	\$0	\$2,987	\$0	36.80								
242751260	14-001	Torus - Upstream Hex MLI Procurement	10-Mar-14	30-May-14	11.80	0.00	\$0	\$6,191	\$6,191	\$0	36.80								
242751265	14-001	Torus - Downstream Hex - 4K beam Stress Analysis	14-Oct-13	25-Oct-13	2.00	2.00	\$5,974	\$0	\$5,974	\$0	18.20								
242751270	14-001	Torus - Downstream Hex - 4K piping analysis	11-Nov-13	15-Nov-13	1.00	1.00	\$2,987	\$0	\$2,987	\$0	18.20								
242751275	14-001	Torus - Downstream Hex - Shield final design and Drafting	08-Nov-13	16-Dec-13	5.00	3.40	\$6,977	\$0	\$6,977	\$0	18.20								
242751280	14-001	Torus - Downstream Hex - VJ final design and Drafting	25-Nov-13	13-Dec-13	2.60	2.00	\$5,039	\$0	\$5,039	\$0	18.20								
242751285	14-001	Torus - Downstream Hex Assembly Parts Procurement Prep	16-Dec-13	22-Jan-14	3.80	1.00	\$2,987	\$0	\$2,987	\$0	18.20								
242751290	14-001	Torus - Downstream Hex Assembly Parts Procurement	25-Nov-13	30-Apr-14	20.40	0.00	\$0	\$74,430	\$74,430	\$0	18.20								
242751295	14-001	Torus - Downstream Hex MLI Procurement Prep	10-Feb-14	07-Mar-14	4.00	1.00	\$2,987	\$0	\$2,987	\$0	36.80								
242751300	14-001	Torus - Downstream Hex MLI Procurement	07-Mar-14	30-May-14	12.00	0.00	\$0	\$6,191	\$6,191	\$0	36.80								
242751305	14-001	Torus - Misc Hex MLI Procurement Prep	10-Feb-14	07-Mar-14	4.00	1.00	\$2,987	\$0	\$2,987	\$0	36.80								
242751310	14-001	Torus - Misc Hex MLI Procurement	10-Mar-14	30-May-14	11.80	0.00	\$0	\$6,191	\$6,191	\$0	36.80								
242751315	14-001	Torus - Supply-Return Header to DS ring - Modeling	17-Jan-14	21-Feb-14	5.00	1.00	\$2,987	\$0	\$2,987	\$0	29.00								
242751320	14-001	Torus - Supply-Return Header to DS ring - Piping flexibility analysis	17-Jan-14	21-Feb-14	5.00	1.00	\$2,987	\$0	\$2,987	\$0	29.00								
242751325	14-001	Torus - Supply-Return Header to DS ring - Modeling/Drafting	24-Feb-14	14-Mar-14	3.00	2.00	\$4,104	\$0	\$4,104	\$0	29.00								
242751330	14-001	Torus - Supply-Return Header Procurement Prep	17-Mar-14	02-May-14	7.00	1.00	\$2,987	\$0	\$2,987	\$0	29.00								
242751335	14-001	Torus - Supply-Return Header Procurement	05-May-14	30-Jun-14	8.00	0.00	\$0	\$8,255	\$8,255	\$0	29.00								
242751345		Torus - Main Cold mass support system - Supports Analyses	03-Sep-13	30-Sep-13	4.00	0.40	\$1,158	\$0	\$1,158	\$0	5.00								
242751350		Torus - Main Cold mass support system - Supports Modeling FY13	03-Sep-13	30-Sep-13	4.00	0.20	\$398	\$0	\$398	\$0	5.00								
242751350a	14-001	Torus - Main Cold mass support system - Supports Modeling FY14	01-Oct-13	28-Oct-13	4.00	0.20	\$410	\$0	\$410	\$0	5.00								
242751355		Torus - Main Cold mass support system - Supports Drafting FY13	03-Sep-13	30-Sep-13	4.00	0.40	\$795	\$0	\$795	\$0	5.00								
242751355a	14-001	Torus - Main Cold mass support system - Supports Drafting FY14	01-Oct-13	28-Oct-13	4.00	0.40	\$821	\$0	\$821	\$0	5.00								
242751360	14-001	Torus - Main Cold mass support system - Attachment to Floor Engineering	12-Dec-13	13-Jan-14	3.00	3.00	\$8,960	\$0	\$8,960	\$0	5.00								
242751365	14-001	Torus - Main Cold mass support system - Attachment to Floor Modeling and Drafting	14-Jan-14	03-Feb-14	2.80	3.00	\$8,960	\$0	\$8,960	\$0	5.00								
242751370	14-001	Torus - CM Support Assembly Parts Procurement Prep	04-Feb-14	14-Mar-14	5.80	1.00	\$2,987	\$0	\$2,987	\$0	17.60								
242751375	14-001	Torus - CM Support Assembly Parts Procurement	17-Mar-14	30-Jun-14	15.00	0.00	\$0	\$68,105	\$68,105	\$0	17.60								
242751380	14-001	Torus - Torus Support to Hall floor Assembly Procurement Prep	06-Feb-14	10-Mar-14	4.60	1.00	\$2,987	\$0	\$2,987	\$0	17.80								
242751385	14-001	Torus - Torus Support to Hall floor Assembly Procurement	11-Mar-14	30-May-14	11.60	0.00	\$0	\$77,393	\$77,393	\$0	17.80								
242751390	14-001	Torus - Installation Design - Develop Installation Tooling Design	02-Jan-14	28-Feb-14	8.20	4.00	\$11,947	\$0	\$11,947	\$0	5.00								
242751395	14-001	Torus - Installation Design - Model Installation Tooling	03-Feb-14	28-Feb-14	4.00	4.00	\$11,947	\$0	\$11,947	\$0	5.00								
242751400	14-001	Torus - Installation Design - Analyze Installation Tooling	03-Feb-14	14-Mar-14	6.00	2.00	\$5,974	\$0	\$5,974	\$0	5.00								
242751405	14-001	Torus - Installation Design - Installation Tooling Drafting	17-Mar-14	04-Apr-14	3.00	3.00	\$6,156	\$0	\$6,156	\$0	5.00								
242751410	14-001	Torus - Installation Design - Develop Scaffolding Design	07-Apr-14	18-Apr-14	2.00	2.00	\$4,104	\$0	\$4,104	\$0	9.00								
242751415	14-001	Torus - Installation Design - Develop procedures and safety documentation	03-Mar-14	07-Apr-14	5.20	9.30	\$27,777	\$0	\$27,777	\$0	21.60								
242751420	14-001	Torus - Installation Parts Procurement Prep	07-Apr-14	12-May-14	5.20	1.00	\$2,987	\$0	\$2,987	\$0	5.00								
242751425		Torus - LOV analyses - 4K piping analysis FY13	03-Sep-13	30-Sep-13	4.00	0.41	\$1,182	\$0	\$1,182	\$0	104.20								
242751425a	14-001	Torus - LOV analyses - 4K piping analysis FY14	01-Oct-13	08-Nov-13	5.80	0.59	\$1,767	\$0	\$1,767	\$0	104.20								
242751430		Torus - LOV analyses - LN2 Piping FY13	10-Sep-13	30-Sep-13	3.00	0.33	\$965	\$0	\$965	\$0	104.20								
242751430a	14-001	Torus - LOV analyses - LN2 Piping FY14	01-Oct-13	11-Nov-13	6.00	0.67	\$1,991	\$0	\$1,991	\$0	104.20								
242751435		Torus - LOV analyses - Service module FY13	17-Sep-13	30-Sep-13	2.00	0.25	\$724	\$0	\$724	\$0	104.20								
242751435a	14-001	Torus - LOV analyses - Service module FY14	01-Oct-13	11-Nov-13	6.00	0.75	\$2,240	\$0	\$2,240	\$0	104.20								
242751440	14-001	Torus - Installation Parts Procurement (90K Accounted for Cryo Jumpers)	13-May-14	29-Aug-14	15.40	0.00	\$0	\$185,742	\$185,742	\$0	5.00								
242751445		Torus - Engineering Procured Labor Phase 1	03-Sep-13	30-Sep-13	4.00	0.00	\$0	\$35,259	\$35,259	\$0	82.00								
242751450		Torus - Engineering Procured Labor Phase 2	01-Oct-13	30-Apr-14	28.20	0.00	\$0	\$0	\$0	\$0	82.00								
<b>1.4.2.7.6 TORUS CRYOGENICS</b>			<b>03-Sep-13</b>	<b>30-Mar-15</b>	<b>77.40</b>	<b>60.90</b>	<b>\$159,972</b>	<b>\$745,952</b>	<b>\$905,924</b>	<b>\$0</b>	<b>7.60</b>								
<b>1.4.2.7.6.1 CRYO DISTRIBUTION CAN</b>			<b>03-Sep-13</b>	<b>29-Aug-14</b>	<b>49.40</b>	<b>13.90</b>	<b>\$37,705</b>	<b>\$372,976</b>	<b>\$410,681</b>	<b>\$0</b>	<b>30.80</b>								
242761000		Torus - Distribution Can - Drafting Mechanical	03-Sep-13	17-Sep-13	2.20	2.20	\$4,374	\$0	\$4,374	\$0	30.60								
242761005		Torus - Distribution Can - Drafting Structural	18-Sep-13	27-Sep-13	1.60	1.60	\$3,181	\$0	\$3,181	\$0	30.60								
242761010		Torus - Distribution Can - ProjectMgt FY13	30-Sep-13	30-Sep-13	0.20	0.19	\$556	\$0	\$556	\$0	30.60								

— Primary Baseline   
  Remaining Work   
 ◆ Baseline Milestone  
 Actual Work   
  Critical Remaining Work   
 ◆ Milestone



Activity ID	CR	Activity Name	Start	Finish	Original Duration	Budgeted Labor Units	Budgeted Labor Cost	Budgeted Material Cost	Budgeted Total Cost	Budgeted Nonlabor Cost	Total Float	FY2014	FY2015	FY2016	FY2017	FY2018	FY2019	FY2020	21
242761010a	14-001	Torus - Distribution Can - ProjectMgt FY14	01-Oct-13	16-Oct-13	2.40	2.31	\$6,893	\$0	\$6,893	\$0	30.60								
242761015	14-001	Torus - Distribution Can - QA	17-Oct-13	04-Nov-13	2.60	2.60	\$7,766	\$0	\$7,766	\$0	30.60								
242761020	14-001	Torus - Distribution Can - Write Specs	05-Nov-13	25-Nov-13	3.00	3.00	\$8,960	\$0	\$8,960	\$0	30.60								
242761025	14-001	Torus - Distribution Can - Bid and select vendor	26-Nov-13	04-Feb-14	8.00	2.00	\$5,974	\$0	\$5,974	\$0	30.60								
242761030	14-001	Torus - Cryogenic Distribution Can Procurement	03-Mar-14	29-Aug-14	25.60	0.00	\$0	\$372,976	\$372,976	\$0	30.60								
<b>1.4.2.7.6.2 CRYO CONTROL CAN</b>			<b>03-Sep-13</b>	<b>30-Mar-15</b>	<b>77.40</b>	<b>47.00</b>	<b>\$122,267</b>	<b>\$372,976</b>	<b>\$495,243</b>	<b>\$0</b>	<b>7.60</b>								
242762000		Torus - Cryogenic Tower - Mechanical Engineering FY13	03-Sep-13	30-Sep-13	4.00	4.00	\$11,578	\$0	\$11,578	\$0	7.60								
242762000a	14-001	Torus - Cryogenic Tower - Mechanical Engineering FY14	01-Oct-13	18-Dec-13	11.00	11.00	\$32,855	\$0	\$32,855	\$0	7.60								
242762005	14-001	Torus - Cryogenic Tower - Structural Engineering	19-Dec-13	13-Jan-14	2.00	2.00	\$5,974	\$0	\$5,974	\$0	7.60								
242762010	14-001	Torus - Cryogenic Tower - Electrical/Instrumentation Engineering	14-Jan-14	21-Jan-14	1.00	1.00	\$3,005	\$0	\$3,005	\$0	7.60								
242762015	14-001	Torus - Cryogenic Tower - Drafting Mechanical	22-Jan-14	13-May-14	16.00	16.00	\$32,832	\$0	\$32,832	\$0	7.60								
242762020	14-001	Torus - Cryogenic Tower - Drafting Structural	14-May-14	04-Jun-14	3.00	3.00	\$6,156	\$0	\$6,156	\$0	7.60								
242762025	14-001	Torus - Cryogenic Tower - ProjectMgt	05-Jun-14	18-Jun-14	2.00	2.00	\$5,974	\$0	\$5,974	\$0	7.60								
242762030	14-001	Torus - Cryogenic Tower - QA	19-Jun-14	10-Jul-14	3.00	3.00	\$8,960	\$0	\$8,960	\$0	7.60								
242762035	14-001	Torus - Cryogenic Tower - Write Specs	11-Jul-14	31-Jul-14	3.00	3.00	\$8,960	\$0	\$8,960	\$0	7.60								
242762040	14-001	Torus - Cryogenic Tower - Bid and select vendor	01-Aug-14	26-Sep-14	8.00	2.00	\$5,974	\$0	\$5,974	\$0	7.60								
242762045	14-001	Torus - Cryogenic Tower Procurement	29-Sep-14	30-Mar-15	24.00	0.00	\$0	\$372,976	\$372,976	\$0	7.60								
<b>1.4.2.7.7 TORUS INSTRUMENTATION AND CONTROL</b>			<b>03-Sep-13</b>	<b>06-May-15</b>	<b>82.80</b>	<b>120.48</b>	<b>\$255,021</b>	<b>\$460,401</b>	<b>\$715,422</b>	<b>\$0</b>	<b>17.00</b>								
<b>1.4.2.7.7.1 TORUS INSTRUMENTATION AND CONTROL</b>			<b>03-Sep-13</b>	<b>06-May-15</b>	<b>82.80</b>	<b>120.48</b>	<b>\$255,021</b>	<b>\$460,401</b>	<b>\$715,422</b>	<b>\$0</b>	<b>17.00</b>								
242771000	14-001	Torus - Instrumentation Controls Design	02-Oct-13	19-Dec-13	11.00	10.08	\$22,474	\$0	\$22,474	\$0	47.20								
242771005	14-001	Torus - Instrumentation Magnet Protection System Design	20-Dec-13	19-Jun-14	24.00	41.00	\$93,323	\$0	\$93,323	\$0	47.20								
242771010		Torus - Instrumentation Sensors Procurement	03-Sep-13	25-Nov-13	12.00	0.00	\$0	\$145,500	\$145,500	\$0	28.40								
242771015	14-001	Torus - Instrumentation Controls Procurement Prep	01-Oct-14	07-Oct-14	1.00	1.00	\$3,005	\$0	\$3,005	\$0	11.00								
242771020	14-001	Torus - Instrumentation Controls Procurement	08-Oct-14	11-Feb-15	16.00	0.00	\$0	\$36,117	\$36,117	\$0	11.00								
242771025	14-001	Torus - Instrumentation Magnet Protection System Procurement Prep	01-Oct-14	07-Oct-14	1.00	1.00	\$3,005	\$0	\$3,005	\$0	33.00								
242771030	14-001	Torus - Instrumentation Magnet Protection System Procurement	08-Oct-14	13-Jan-15	12.00	0.00	\$0	\$278,784	\$278,784	\$0	33.00								
242771035	14-001	Torus - Instrumentation Controls Assembly	05-Nov-14	06-May-15	24.00	67.40	\$133,214	\$0	\$133,214	\$0	11.00								
<b>1.4.2.7.8 SOLENOID MAGNET DESIGN/PARTS</b>			<b>03-Sep-13</b>	<b>05-Jan-15</b>	<b>65.80</b>	<b>136.17</b>	<b>\$559,363</b>	<b>\$41,276</b>	<b>\$649,759</b>	<b>\$49,120</b>	<b>136.20</b>								
<b>1.4.2.7.8.1 SOLENOID MAGNET DESIGN/PARTS</b>			<b>03-Sep-13</b>	<b>05-Jan-15</b>	<b>65.80</b>	<b>136.17</b>	<b>\$559,363</b>	<b>\$41,276</b>	<b>\$649,759</b>	<b>\$49,120</b>	<b>136.20</b>								
242781000L		Solenoid - Technical Support & Oversight FY13	03-Sep-13	30-Sep-13	4.00	5.50	\$25,668	\$0	\$28,353	\$2,685	11.60								
242781005L	14-001	Solenoid - Technical Support & Oversight FY14	01-Oct-13	30-Sep-14	49.40	67.50	\$324,864	\$0	\$360,981	\$36,117	11.60								
242781010L	14-001	Solenoid - Technical Support & Oversight FY15	01-Oct-14	05-Jan-15	11.80	12.17	\$58,572	\$0	\$68,891	\$10,319	136.60								
242781015	14-001	Solenoid - Magent Installation Design	01-Oct-13	12-May-14	29.80	45.00	\$125,034	\$0	\$125,034	\$0	26.60								
242781020	14-001	Solenoid - Magent Installation Procurements	13-May-14	30-Oct-14	24.00	0.00	\$0	\$41,276	\$41,276	\$0	26.60								
242781025	14-001	Solenoid Commissioning - Design & Documentation	05-Mar-14	01-Dec-14	37.80	6.00	\$25,225	\$0	\$25,225	\$0	52.40								
<b>1.4.2.7.9 SOLENOID CRYOGENICS</b>			<b>03-Sep-13</b>	<b>06-Jul-15</b>	<b>90.80</b>	<b>68.40</b>	<b>\$179,462</b>	<b>\$296,155</b>	<b>\$527,212</b>	<b>\$51,595</b>	<b>0.60</b>								
<b>1.4.2.7.9.1 SOLENOID CRYOGENICS</b>			<b>03-Sep-13</b>	<b>06-Jul-15</b>	<b>90.80</b>	<b>68.40</b>	<b>\$179,462</b>	<b>\$296,155</b>	<b>\$527,212</b>	<b>\$51,595</b>	<b>0.60</b>								
242791000		Solenoid - Thermal Analysis FY13	03-Sep-13	30-Sep-13	4.00	4.00	\$11,578	\$0	\$11,578	\$0	0.60								
242791000a	14-001	Solenoid - Thermal Analysis FY14	01-Oct-13	11-Dec-13	10.00	10.00	\$29,868	\$0	\$29,868	\$0	0.60								
242791005	14-001	Solenoid - Process P&Is	19-Nov-13	13-Jan-14	6.00	6.00	\$15,116	\$0	\$15,116	\$0	0.60								
242791010	14-001	Solenoid - Cryogenic Modes of Operation	14-Jan-14	04-Feb-14	3.00	3.00	\$8,960	\$0	\$8,960	\$0	0.60								
242791015	14-001	Solenoid - PDR	05-Feb-14	07-Feb-14	0.60	0.60	\$1,792	\$0	\$1,792	\$0	0.60								
242791020	14-001	Solenoid - Evaluation of Process Components	03-Feb-14	28-Feb-14	4.00	4.00	\$9,759	\$0	\$9,759	\$0	0.60								
242791025	14-001	Solenoid - Current Leads	03-Mar-14	02-Apr-14	4.60	4.60	\$11,223	\$0	\$11,223	\$0	0.60								
242791030	14-001	Solenoid - Mechanical Design of the cryogenic can	03-Apr-14	22-Sep-14	24.00	24.00	\$58,555	\$0	\$58,555	\$0	0.60								
242791035	14-001	Solenoid - FDR	23-Sep-14	23-Sep-14	0.20	0.20	\$597	\$0	\$597	\$0	0.60								
242791040	14-001	Solenoid Cryogenics - Write Specifications	24-Sep-14	14-Oct-14	3.00	3.00	\$8,960	\$0	\$8,960	\$0	0.60								
242791045	14-001	Solenoid Cryogenics - Bid cycle, review and award	15-Oct-14	11-Dec-14	8.00	2.00	\$5,974	\$0	\$5,974	\$0	0.60								
242791050	14-001	Solenoid Cryogenics - Procurement	12-Dec-14	13-May-15	20.00	0.00	\$0	\$296,155	\$347,750	\$51,595	0.60								
242791055	14-001	Solenoid cryogenics - Installation and Commissioning	14-May-15	05-Jun-15	3.00	3.00	\$7,319	\$0	\$7,319	\$0	0.60								
242791060	14-001	Solenoid cryogenics - Test of system	08-Jun-15	06-Jul-15	4.00	4.00	\$9,759	\$0	\$9,759	\$0	0.60								
<b>1.4.2.7.10 SOLENOID INSTRUMENTATION AND CONTROLS</b>			<b>03-Sep-13</b>	<b>17-Feb-15</b>	<b>71.80</b>	<b>121.40</b>	<b>\$256,854</b>	<b>\$349,040</b>	<b>\$605,894</b>	<b>\$0</b>	<b>19.40</b>								
<b>1.4.2.7.10.1 SOLENOID INSTRUMENTATION AND CONTROLS</b>			<b>03-Sep-13</b>	<b>17-Feb-15</b>	<b>71.80</b>	<b>121.40</b>	<b>\$256,854</b>	<b>\$349,040</b>	<b>\$605,894</b>	<b>\$0</b>	<b>19.40</b>								
242710.1000	14-001	Solenoid - Instrumentation Magnet Protection System Design	16-Dec-13	13-Jun-14	24.00	41.00	\$93,323	\$0	\$93,323	\$0	37.40								
242710.1005	14-001	Solenoid - Instrumentation Magnet Protection System Procurement Prep	16-Jun-14	20-Jun-14	1.00	1.00	\$3,005	\$0	\$3,005	\$0	37.40								

■ Primary Baseline    ■ Remaining Work    ◆ Baseline Milestone  
■ Actual Work    ■ Critical Remaining Work    ◆ Milestone

Table with columns: Activity ID, CR, Activity Name, Start, Finish, Original Duration, Budgeted Labor Units, Budgeted Labor Cost, Budgeted Material Cost, Budgeted Total Cost, Budgeted Nonlabor Cost, Total Float. Rows include various activities like Solenoid - Instrumentation Magnet Protection System Procurement, FNAL - Fabricate Prototype CCM, LN2 TEST - Preliminary system set up and integration, and SAclay Cold Tests - Facility Set-up Phase #1.

Legend table for activity status: Primary Baseline (blue line), Remaining Work (green bar), Actual Work (orange bar), Critical Remaining Work (red bar), Baseline Milestone (pink diamond), Milestone (black diamond).



Activity ID	CR	Activity Name	Start	Finish	Original Duration	Budgeted Labor Units	Budgeted Labor Cost	Budgeted Material Cost	Budgeted Total Cost	Budgeted Nonlabor Cost	Total Float	B							
	14-001											FY2014	FY2015	FY2016	FY2017	FY2018	FY2019	FY2020	21
24311130		Vend Fab HB Magnet Peg Point #14 Suspend He Vessel/Shield; Complete Vac. Walls 2,3	03-Sep-13	31-Jan-14	19.60	0.00	\$0	\$25,966	\$25,966	\$0	9.80								
24311135		Vend Fab HB Magnet Peg Point #15 Finish Vac Wall & Support Links	03-Sep-13	28-Feb-14	23.60	0.00	\$0	\$22,977	\$22,977	\$0	9.80								
24311140		Vend Fab HB Magnet Peg Point #16 Finish & Leak Check Cryo Header	03-Sep-13	31-Mar-14	27.80	0.00	\$0	\$15,692	\$15,692	\$0	9.80								
24311145		Vend Fab HB Magnet Peg Point #17 Assemble CCR to Magnet	03-Sep-13	30-Apr-14	32.20	0.00	\$0	\$26,315	\$26,315	\$0	9.80								
24311150		Vend Fab HB Magnet Peg Point #18 Connect Leads, Instr. He Vessel, Leak Check Cryo, F	01-Nov-13	30-May-14	27.80	0.00	\$0	\$50,515	\$50,515	\$0	9.80								
24311155		Vend Fab HB Magnet Peg Point #19 Finish Insul & Vac; Leak Check; Fab shipping structur	01-Nov-13	30-Jun-14	32.00	0.00	\$0	\$33,594	\$33,594	\$0	9.80								
24311160		Vend Fab HB Magnet Peg Point #20 Crate & Deliver HB Magnet to JLab	01-Nov-13	31-Jul-14	36.40	0.00	\$0	\$13,458	\$13,458	\$0	9.80								
24311165		Vend Fab HB Magnet Peg Point #21 Acceptance, Setup, Testing, and Mapping at JLab	01-Nov-13	30-Sep-14	44.80	0.00	\$0	\$35,345	\$35,345	\$0	60.80								
24311168		Vend Fab HB Magnet Contract Closeout	01-Apr-14	30-Sep-14	25.60	0.00	\$0	\$80,000	\$80,000	\$0	60.80								
24311170	14-001	HB- Factory Mag Test of HB Mag	02-May-14	30-Jun-14	8.20	2.00	\$5,039	\$0	\$7,531	\$2,492	73.60								
243118P4LOE		HB Contract Mngmnt for HB Mag	03-Sep-13	30-Sep-13	4.00	0.97	\$2,654	\$0	\$3,278	\$624	136.60								
243118P5LOE	14-001	HB Contract Mngmnt for HB Mag	01-Oct-13	30-Sep-14	49.40	8.00	\$22,960	\$0	\$32,247	\$9,287	136.60								
243118P6LOE	14-001	HB Contract Mngmnt for HB Mag	01-Oct-14	05-Jan-15	11.80	3.00	\$8,960	\$0	\$11,540	\$2,580	136.60								
<b>1.4.3.1.2 Q-1 QUADRUPOLE</b>			<b>03-Sep-13</b>	<b>22-Dec-15</b>	<b>114.40</b>	<b>75.41</b>	<b>\$214,622</b>	<b>\$491,609</b>	<b>\$728,565</b>	<b>\$22,334</b>	<b>87.60</b>								
24312040d		Vend Fab Q1 Completion of Cold Mass Testing	03-Sep-13	31-Jan-14	19.60	0.00	\$0	\$54,294	\$54,294	\$0	94.40								
24312041a		Vend Fab Q1 Warm Testing Complete	03-Sep-13	31-Jan-14	19.60	0.00	\$0	\$54,294	\$54,294	\$0	94.40								
24312046		Vend Fab Q1 Completion of Cryostat Assembly	03-Sep-13	30-Apr-14	32.20	0.00	\$0	\$54,294	\$54,294	\$0	17.40								
24312047		Vend Fab Q1 Completion of Magnet Assembly	03-Sep-13	30-May-14	36.40	0.00	\$0	\$54,294	\$54,294	\$0	17.40								
24312048		Vend Fab Q1 Completion of Factory Tests by Vendor	03-Sep-13	30-Jun-14	40.60	0.00	\$0	\$54,294	\$54,294	\$0	17.40								
24312050		Vend Fab Q1 Magnet System Delivery	03-Sep-13	30-Jun-14	40.60	0.00	\$0	\$54,294	\$54,294	\$0	17.40								
24312050c		Vend Fab Q1 Magnet Acceptance	03-Sep-13	29-Aug-14	49.20	0.00	\$0	\$108,588	\$108,588	\$0	54.20								
24312050d	14-001	Q1 Drawing Validation	01-Jul-14	19-Nov-14	20.00	12.00	\$24,624	\$0	\$24,624	\$0	53.60								
24312051M		Q1 Acceptance Test Complete		25-Aug-14	0.00	0.00	\$0	\$0	\$0	\$0	58.80								
24312052M		Factory Low Current Mag Test of Q1 Complete		30-Jun-14	0.00	0.00	\$0	\$0	\$0	\$0	73.40								
24312053M		Q1 Delivered to JLab		30-Jun-14	0.00	0.00	\$0	\$0	\$0	\$0	17.40								
24312055		Pay Profit on Q1	26-Aug-14	26-Aug-14	0.20	0.00	\$0	\$0	\$0	\$0	65.60								
24312060		Q1 Schedule Acceleration Incentives	03-Sep-13	30-Jun-14	40.60	0.00	\$0	\$45,000	\$45,000	\$0	73.40								
243128P5LOE		Q1- P-5 Contract Mngmnt for Q1	03-Sep-13	30-Sep-13	4.00	0.89	\$2,421	\$0	\$3,419	\$998	49.80								
243128P5TLC		Q1- P-5 Extra Travel for Q1 Contract Mgmt	03-Sep-13	30-Sep-13	4.00	0.00	\$0	\$0	\$698	\$698	49.80								
243128P6LOE	14-001	Q1- P-6 Contract Mngmnt for Q1	01-Oct-13	30-Sep-14	49.40	11.00	\$32,855	\$0	\$53,493	\$20,638	49.80								
243128P6LOI	14-001	Q1- P-7 Contract Mngmnt for Q1	01-Oct-14	18-Dec-14	11.00	2.75	\$8,214	\$0	\$8,214	\$0	49.80								
243128PC13L		Q1- Contract Oversight Consultant	03-Sep-13	31-Jan-14	19.60	0.00	\$0	\$4,000	\$4,000	\$0	156.80								
243128PC13L	14-001	Q1- Contract Oversight Consultant	03-Feb-14	31-Jul-14	25.40	0.00	\$0	\$8,255	\$8,255	\$0	156.80								
24312913LOE		Q1- FY13 Proj Mngmnt H-C upgrade	03-Sep-13	30-Sep-13	4.00	1.77	\$5,169	\$0	\$5,169	\$0	87.80								
24312914LOE	14-001	Q1- FY14 Proj Mngmnt H-C upgrade	01-Oct-13	30-Sep-14	49.40	22.00	\$66,158	\$0	\$66,158	\$0	87.80								
24312915LOE	14-001	Q1- FY15 Proj Mngmnt H-C upgrade	01-Oct-14	30-Sep-15	49.20	22.00	\$66,158	\$0	\$66,158	\$0	87.80								
24312915LOI	14-001	Q1- FY16 Proj Mngmnt H-C upgrade	01-Oct-15	22-Dec-15	11.40	3.00	\$9,022	\$0	\$9,022	\$0	87.80								
<b>1.4.3.1.3 Q2-3 QUADRUPOLE</b>			<b>03-Sep-13</b>	<b>03-Feb-16</b>	<b>119.00</b>	<b>41.30</b>	<b>\$111,342</b>	<b>\$2,921,300</b>	<b>\$3,084,869</b>	<b>\$52,226</b>	<b>83.00</b>								
24313015		Vend Fab Q2&3 Peg Point #2 Final Design Review	03-Sep-13	31-Oct-13	8.60	0.00	\$0	\$489,700	\$489,700	\$0	0.20								
24313017		Vend Fab Q2&3 Peg Point #3 Cryostat Component Complete	03-Sep-13	30-Apr-15	81.60	0.00	\$0	\$432,250	\$432,250	\$0	0.20								
24313019		Vend Fab Q2&3 Peg Point #4 Cold Mass Fiducialization	03-Sep-13	30-Jun-15	89.80	0.00	\$0	\$432,250	\$432,250	\$0	1.20								
24313019a		Vend Fab Q2&3 Peg Point #5 Shipment	03-Sep-13	30-Sep-15	102.60	0.00	\$0	\$1,321,000	\$1,321,000	\$0	1.20								
24313019b		Vend Fab Q2&3 Peg Point #6 Final Acceptance	03-Sep-13	23-Dec-15	114.20	0.00	\$0	\$146,100	\$146,100	\$0	12.80								
24313030		FDR Site Inspection FY13	06-Sep-13	30-Sep-13	3.40	0.85	\$2,460	\$0	\$10,416	\$7,956	32.80								
24313030a	14-001	FDR Site Inspection FY14	01-Oct-13	03-Oct-13	0.60	0.15	\$448	\$0	\$1,897	\$1,449	32.80								
24313220	14-001	Q2 and Q3 Coil Inspection	27-Oct-14	15-Jan-15	9.80	1.00	\$2,987	\$0	\$7,816	\$4,829	57.40								
24313230	14-001	Q2 and Q3- Insp Cold Mass	22-Dec-14	08-Jan-15	1.20	1.00	\$2,987	\$0	\$7,970	\$4,983	58.40								
24313235	14-001	Q2 and Q3 witness Pressure Tests	08-May-15	30-Jun-15	7.20	0.00	\$0	\$0	\$4,983	\$4,983	58.80								
24313270M		Q2 and Q3 Contract complete		03-Feb-16	0.00	0.00	\$0	\$0	\$0	\$0	5.60								
24313275	14-001	Q2&Q3 Drawing Validation	02-Sep-15	03-Feb-16	20.00	12.00	\$24,624	\$0	\$24,624	\$0	5.60								
24313280		Planning Package SigmaPhi Quads (second winding station)	03-Sep-13	30-Apr-14	32.20	0.00	\$0	\$100,000	\$100,000	\$0	92.00								
24313P4LOE		Q2&3- P-4 Contract Mngmnt for Q2-3	03-Sep-13	30-Sep-13	4.00	1.05	\$2,887	\$0	\$3,886	\$998	70.80								
24313P5LOE	14-001	Q2&3- P-5 Contract Mngmnt for Q2-3	01-Oct-13	30-Sep-14	49.40	11.50	\$33,881	\$0	\$40,270	\$6,389	70.80								
24313P6LOE	14-001	Q2&3- P-6 Contract Mngmnt for Q2-3	01-Oct-14	01-Oct-15	49.40	11.00	\$32,855	\$0	\$53,493	\$20,638	87.80								
24313P6LOE5	14-001	Q2&3- P-7 Contract Mngmnt for Q2-3	02-Oct-15	22-Dec-15	11.20	2.75	\$8,214	\$0	\$8,214	\$0	87.80								

■ Primary Baseline   
 ■ Remaining Work   
 ◆ Baseline Milestone  
■ Actual Work   
 ■ Critical Remaining Work   
 ◆ Milestone

Activity ID	CR	Activity Name	Start	Finish	Original Duration	Budgeted Labor Units	Budgeted Labor Cost	Budgeted Material Cost	Budgeted Total Cost	Budgeted Nonlabor Cost	Total Float	FY2014	FY2015	FY2016	FY2017	FY2018	FY2019	FY2020	21
<b>1.4.3.1.4 DIPOLE</b>			<b>03-Sep-13</b>	<b>01-Oct-15</b>	<b>103.20</b>	<b>34.81</b>	<b>\$91,427</b>	<b>\$1,979,515</b>	<b>\$2,150,216</b>	<b>\$79,274</b>	<b>98.80</b>	01-Oct-15, 1.4.3.1.4 DIPOLE							
24314012		Vend Fab Dipole Final Design Review Peg Point #3	03-Sep-13	31-Oct-13	8.60	0.00	\$0	\$97,500	\$97,500	\$0	0.00	Vend Fab Dipole Final Design Review Peg Point #3							
24314020		Vend Fab Dipole Second Coil Wind Peg Point #4	03-Sep-13	31-Mar-14	27.80	0.00	\$0	\$391,930	\$391,930	\$0	0.00	Vend Fab Dipole Second Coil Wind Peg Point #4							
24314027		Vend Fab Dipole Outer Vessel Completed Peg Point #5 (F-12)	03-Sep-13	30-Sep-14	53.40	0.00	\$0	\$436,875	\$436,875	\$0	0.00	Vend Fab Dipole Outer Vessel Completed Peg Point #5 (F-12)							
24314028		Vend Fab Dipole 4K Testing Peg Point #5a	03-Sep-13	20-Dec-13	15.40	0.00	\$0	\$26,000	\$26,000	\$0	0.00	Vend Fab Dipole 4K Testing Peg Point #5a							
24314030		Vend Fab Dipole Factory Test Completed Peg Point #6	03-Sep-13	31-Mar-15	77.20	0.00	\$0	\$333,300	\$333,300	\$0	0.00	Vend Fab Dipole Factory Test Completed Peg Point #6							
24314030a		Dipole Magnet Shipping	04-Mar-15	18-May-15	10.80	0.00	\$0	\$0	\$0	\$0	0.00	Dipole Magnet Shipping							
24314035		Vend Fab Dipole Magnet Accepted Peg Point #7	03-Sep-13	31-Aug-15	98.40	0.00	\$0	\$159,910	\$159,910	\$0	0.20	Vend Fab Dipole Magnet Accepted Peg Point #7							
24314035a	14-001	Dipole HC Test	26-Aug-15	01-Sep-15	1.00	3.00	\$7,866	\$0	\$7,866	\$0	0.00	Dipole HC Test							
24314040	14-001	Dipole Drawing Validation	19-May-15	24-Sep-15	17.80	12.00	\$24,624	\$0	\$24,624	\$0	12.40	Dipole Drawing Validation							
24314047	14-001	Dipole Inspect Coil	04-Mar-14	31-Mar-14	4.00	1.00	\$2,987	\$0	\$7,816	\$4,829	21.20	Dipole Inspect Coil							
24314048	14-001	Dipole Inspect Cold Mass	17-Sep-14	14-Oct-14	4.00	1.00	\$2,987	\$0	\$7,970	\$4,983	41.00	Dipole Inspect Cold Mass							
24314049	14-001	Dipole Witness Final Factory Tests	04-Feb-15	31-Mar-15	8.00	1.00	\$2,987	\$0	\$7,970	\$4,983	37.00	Dipole Witness Final Factory Tests							
24314050M		Dipole Ready for Installation	19-May-15		0.00	0.00	\$0	\$0	\$0	\$0	0.00	Dipole Ready for Installation							
24314051M		Dipole Contract Complete	25-Sep-15		0.00	0.00	\$0	\$0	\$0	\$0	12.40	Dipole Contract Complete							
24314110		Planning Package SigmaPhi Phase 2 ( Coil Development, VPI )	01-Oct-13	11-Apr-14	25.60	0.00	\$0	\$534,000	\$534,000	\$0	172.20	Planning Package SigmaPhi Phase 2 ( Coil Development, VPI )							
24314P4LOE		Dipole- P-4 Contract Mngmnt for Dipole	03-Sep-13	30-Sep-13	4.00	0.81	\$2,188	\$0	\$3,186	\$998	99.00	Dipole- P-4 Contract Mngmnt for Dipole							
24314P4TLOE		Dipole- P-4 Contract Extra Travel	03-Sep-13	30-Sep-13	4.00	0.00	\$0	\$0	\$1,566	\$1,566	99.00	Dipole- P-4 Contract Extra Travel							
24314P5LOE	14-001	Dipole- P-5 Contract Mngmnt for Dipole	01-Oct-13	30-Sep-14	49.40	8.00	\$23,894	\$0	\$54,851	\$30,957	99.00	Dipole- P-5 Contract Mngmnt for Dipole							
24314P6LOE	14-001	Dipole- P-6 Contract Mngmnt for Dipole	01-Oct-14	01-Oct-15	49.40	8.00	\$23,894	\$0	\$54,851	\$30,957	99.00	Dipole- P-6 Contract Mngmnt for Dipole							
<b>1.4.3.1.5 MAGNET COMPONENTS PROCURED BY JLAB</b>			<b>03-Sep-13</b>	<b>25-Aug-14</b>	<b>48.60</b>	<b>56.70</b>	<b>\$147,650</b>	<b>\$70,938</b>	<b>\$218,589</b>	<b>\$0</b>	<b>153.40</b>	25-Aug-14, 1.4.3.1.5 MAGNET COMPONENTS PROCURED BY JLAB							
24315007	14-001	Test & Integrate DC Pwr Sys for all magnets	02-Jun-14	25-Aug-14	12.00	17.00	\$41,521	\$0	\$41,521	\$0	66.20	Test & Integrate DC Pwr Sys for all magnets							
24315015Ba		Obtain Short-Sample SC Measurements	03-Sep-13	31-Jan-14	19.60	0.00	\$0	\$15,278	\$15,278	\$0	94.60	Obtain Short-Sample SC Measurements							
24315015Bb		Obtain RRR Measurement of Copper Part B FY13	03-Sep-13	30-Sep-13	4.00	0.91	\$1,656	\$0	\$1,656	\$0	105.40	Obtain RRR Measurement of Copper Part B FY13							
24315015Bba	14-001	Obtain RRR Measurement of Copper Part B FY14	01-Oct-13	01-Nov-13	4.80	1.09	\$2,051	\$0	\$2,051	\$0	105.40	Obtain RRR Measurement of Copper Part B FY14							
24315036a5		Proc Instruments & Controls for Q2/3 and Dipole magnets Part B	03-Sep-13	31-Jan-14	19.60	0.00	\$0	\$15,000	\$15,000	\$0	57.40	Proc Instruments & Controls for Q2/3 and Dipole magnets Part B							
24315037b		Assemble & Test Instruments & Controls Phase 3 FY13	03-Sep-13	30-Sep-13	4.00	5.80	\$15,361	\$0	\$15,361	\$0	49.00	Assemble & Test Instruments & Controls Phase 3 FY13							
24315037ba	14-001	Assemble & Test Instruments & Controls Phase 3 FY14	01-Oct-13	13-Mar-14	21.40	31.05	\$84,804	\$0	\$84,804	\$0	49.00	Assemble & Test Instruments & Controls Phase 3 FY14							
24315050LOI		Procurement Oversight FY13	03-Sep-13	30-Sep-13	4.00	0.85	\$2,258	\$0	\$2,258	\$0	197.80	Procurement Oversight FY13							
24315080		Vend Fab DCPS - Arrival Test of Items 1&2	03-Sep-13	27-Nov-13	12.40	0.00	\$0	\$14,000	\$14,000	\$0	101.80	Vend Fab DCPS - Arrival Test of Items 1&2							
24315090		Vend Fab DCPS - Arrival Test of Items 3,4,&5	03-Sep-13	27-Nov-13	12.40	0.00	\$0	\$26,660	\$26,660	\$0	101.80	Vend Fab DCPS - Arrival Test of Items 3,4,&5							
<b>1.4.3.1.6 HALL C SPARE COILS</b>			<b>01-Oct-14</b>	<b>01-Dec-15</b>	<b>57.80</b>	<b>23.80</b>	<b>\$71,086</b>	<b>\$484,993</b>	<b>\$581,876</b>	<b>\$25,798</b>	<b>16.60</b>	01-Dec-15, 1.4.3.1.6 HALL C SPARE COILS							
<b>1.4.3.1.6.1 CONSTRUCTION HALL C SPARE COILS</b>			<b>01-Oct-14</b>	<b>01-Dec-15</b>	<b>57.80</b>	<b>23.80</b>	<b>\$71,086</b>	<b>\$484,993</b>	<b>\$581,876</b>	<b>\$25,798</b>	<b>16.60</b>	01-Dec-15, 1.4.3.1.6.1 CONSTRUCTION HALL C SPARE COILS							
243161000	14-001	Vendor wind Spare Q2/Q3 Coil	01-Oct-14	27-Feb-15	19.40	0.00	\$0	\$206,380	\$206,380	\$0	4.60	Vendor wind Spare Q2/Q3 Coil							
243161005	14-001	Vendor Prepare Tooling to wind Spare Dipole Coil	01-Oct-14	21-Oct-14	3.00	0.00	\$0	\$25,798	\$25,798	\$0	0.20	Vendor Prepare Tooling to wind Spare Dipole Coil							
243161010	14-001	Vendor wind Spare Dipole Coil	22-Oct-14	31-Mar-15	20.80	0.00	\$0	\$206,380	\$206,380	\$0	0.20	Vendor wind Spare Dipole Coil							
243161015	14-001	Vendor storage of Spare Coils	01-Apr-15	30-Oct-15	29.80	0.00	\$0	\$20,638	\$20,638	\$0	0.20	Vendor storage of Spare Coils							
243161020	14-001	Vendor ship spare coils to JLab	02-Nov-15	01-Dec-15	4.00	0.00	\$0	\$25,798	\$25,798	\$0	16.80	Vendor ship spare coils to JLab							
243161030L	14-001	Oversight of Spare Coil Winding	01-Oct-14	31-Mar-15	23.80	23.80	\$71,086	\$0	\$96,883	\$25,798	46.60	Oversight of Spare Coil Winding							
<b>1.4.3.2 DETECTOR</b>			<b>03-Sep-13</b>	<b>03-Sep-14</b>	<b>49.80</b>	<b>10.73</b>	<b>\$20,656</b>	<b>\$175,783</b>	<b>\$196,440</b>	<b>\$0</b>	<b>64.80</b>	03-Sep-14, 1.4.3.2 DETECTOR							
<b>1.4.3.2.1 WIRE CHAMBERS</b>			<b>03-Sep-13</b>	<b>03-Sep-14</b>	<b>49.80</b>	<b>0.00</b>	<b>\$0</b>	<b>\$0</b>	<b>\$0</b>	<b>\$0</b>	<b>55.40</b>	03-Sep-14, 1.4.3.2.1 WIRE CHAMBERS							
24321007		Procure Connectors and Components	03-Sep-13	30-Sep-13	4.00	0.00	\$0	\$0	\$0	\$0	100.80	Procure Connectors and Components							
24321015M		Test Wire Chambers at University		03-Sep-14	0.00	0.00	\$0	\$0	\$0	\$0	55.20	Test Wire Chambers at University							
<b>1.4.3.2.3 NOBLE GAS CERENKOV</b>			<b>03-Sep-13</b>	<b>31-Jul-14</b>	<b>45.20</b>	<b>2.33</b>	<b>\$4,757</b>	<b>\$124,990</b>	<b>\$129,747</b>	<b>\$0</b>	<b>69.40</b>	31-Jul-14, 1.4.3.2.3 NOBLE GAS CERENKOV							
24323005b		Fab Noble Gas Cerenkov Procurement	03-Sep-13	31-Jul-14	45.00	0.00	\$0	\$111,881	\$111,881	\$0	52.80	Fab Noble Gas Cerenkov Procurement							
24323012		Build Vacuum Box	03-Sep-13	27-Nov-13	12.40	0.00	\$0	\$13,109	\$13,109	\$0	92.40	Build Vacuum Box							
24323025	14-001	Install NGC Gas Mixer in Gas Shed	01-Nov-13	02-Dec-13	4.00	2.00	\$3,786	\$0	\$3,786	\$0	92.20	Install NGC Gas Mixer in Gas Shed							
243238P1LOI		P-2 Supervise Constrctn of Noble Gas Cerenkov	03-Sep-13	30-Sep-13	4.00	0.33	\$971	\$0	\$971	\$0	110.20	P-2 Supervise Constrctn of Noble Gas Cerenkov							
<b>1.4.3.2.4 HEAVY GAS CERENKOV</b>			<b>03-Jul-14</b>	<b>31-Jul-14</b>	<b>4.00</b>	<b>8.00</b>	<b>\$15,142</b>	<b>\$0</b>	<b>\$15,142</b>	<b>\$0</b>	<b>56.40</b>	31-Jul-14, 1.4.3.2.4 HEAVY GAS CERENKOV							
24324005	14-001	Assemble HGC Gas System & Leak-check tank	03-Jul-14	31-Jul-14	4.00	8.00	\$15,142	\$0	\$15,142	\$0	56.20	Assemble HGC Gas System & Leak-check tank							
<b>1.4.3.2.5 SHOWER COUNTER</b>			<b>03-Sep-13</b>	<b>20-Dec-13</b>	<b>15.40</b>	<b>0.40</b>	<b>\$757</b>	<b>\$4,502</b>	<b>\$5,259</b>	<b>\$0</b>	<b>69.20</b>	20-Dec-13, 1.4.3.2.5 SHOWER COUNTER							
24325027a		Procure CTP for Calorimeter Ref. Hall D 1543025	03-Sep-13	30-Sep-13	4.00	0.00	\$0	\$4,502	\$4,502	\$0	80.20	Procure CTP for Calorimeter Ref. Hall D 1543025							
24325030	14-001	Fiducialize SHMS Shower Counter (Frame)	01-Oct-13	20-Dec-13	11.40	0.40	\$757	\$0	\$757	\$0	68.40	Fiducialize SHMS Shower Counter (Frame)							
<b>1.4.3.2.8 DETECTOR FRAME</b>			<b>03-Sep-13</b>	<b>31-Mar-14</b>	<b>28.00</b>	<b>0.00</b>	<b>\$0</b>	<b>\$46,291</b>	<b>\$46,291</b>	<b>\$0</b>	<b>70.20</b>	31-Mar-14, 1.4.3.2.8 DETECTOR FRAME							
24328005		Calorimeter Support Frame TBP	03-Sep-13	31-Oct-13	8.60	0.00	\$0	\$15,150	\$15,150	\$0	74.00	Calorimeter Support Frame TBP							

— Primary Baseline   
 — Remaining Work   
 ◆ Baseline Milestone  
— Actual Work   
 — Critical Remaining Work   
 ◆ Milestone



Activity ID	CR	Activity Name	Start	Finish	Original Duration	Budgeted Labor Units	Budgeted Labor Cost	Budgeted Material Cost	Budgeted Total Cost	Budgeted Nonlabor Cost	Total Float	FY2014	FY2015	FY2016	FY2017	FY2018	FY2019	FY2020	21
24328010ba	14-001	Fab Supprt for individual Detctr's Procurement Part B	01-Oct-13	31-Mar-14	23.80	0.00	\$0	\$31,141	\$31,141	\$0	70.00								
<b>1.4.3.3 COMPUTING</b>			06-Oct-14	02-Dec-14	8.00	0.00	\$0	\$44,146	\$44,146	\$0	37.40								
<b>1.4.3.3.1 DAQ</b>			06-Oct-14	02-Dec-14	8.00	0.00	\$0	\$44,146	\$44,146	\$0	37.40								
2433000	14-001	Buy 5 Fast PC's for Data Acq & Processing (COMP)	06-Oct-14	02-Dec-14	8.00	0.00	\$0	\$19,229	\$19,229	\$0	37.20								
2433005	14-001	Buy File Servers for Data Acq System (COMP)	06-Oct-14	02-Dec-14	8.00	0.00	\$0	\$12,458	\$12,458	\$0	37.20								
2433010	14-001	Buy 8 Workstations/Monitors (COMP)	06-Oct-14	02-Dec-14	8.00	0.00	\$0	\$12,458	\$12,458	\$0	37.20								
<b>1.4.3.4 ELECTRONICS</b>			03-Sep-13	10-Feb-14	21.20	6.00	\$17,936	\$31,801	\$49,737	\$0	63.40								
<b>1.4.3.4.1 FAST ELECTRONICS</b>			03-Sep-13	10-Feb-14	21.20	6.00	\$17,936	\$5,181	\$23,117	\$0	63.40								
24341000		DAQ Trigger Development FY13	03-Sep-13	30-Sep-13	4.00	1.15	\$3,362	\$0	\$3,362	\$0	63.40								
24341000a	14-001	DAQ Trigger Development FY14	01-Oct-13	10-Feb-14	16.80	4.85	\$14,574	\$0	\$14,574	\$0	63.40								
24341085		Proc CTP Module for DF2	03-Sep-13	31-Oct-13	8.60	0.00	\$0	\$5,181	\$5,181	\$0	75.60								
<b>1.4.3.4.2 POWER SUPPLIES &amp; PROBES (Power Supply Infrastructure)</b>			01-Oct-13	02-Jan-14	12.00	0.00	\$0	\$26,620	\$26,620	\$0	58.80								
24342055	14-001	Fab Cable Tray & Bus Support	01-Oct-13	02-Jan-14	11.60	0.00	\$0	\$26,620	\$26,620	\$0	58.80								
<b>1.4.3.5 BEAMLINER</b>			03-Sep-13	01-May-15	82.20	160.80	\$370,216	\$249,926	\$695,309	\$75,166	119.80								
<b>1.4.3.5.1 MOELLER POLARIMETER</b>			18-Oct-13	31-Mar-14	21.40	7.40	\$14,962	\$24,039	\$49,320	\$10,319	105.20								
24351020	14-001	Modify Moeller Collimator- Manufacturing Drawings	18-Oct-13	31-Jan-14	13.00	4.00	\$8,208	\$0	\$8,208	\$0	93.60								
24351030	14-001	Modify Moeller Collimator - FAB/PROCURE	03-Feb-14	31-Mar-14	8.20	3.40	\$6,754	\$24,039	\$41,112	\$10,319	105.20								
<b>1.4.3.5.3 MAPPING</b>			03-Sep-13	30-Apr-14	32.40	38.40	\$93,002	\$46,158	\$172,200	\$33,040	82.20								
24353010		Fabricate and Use NewARC Mapper FY13	03-Sep-13	30-Sep-13	4.00	4.94	\$11,577	\$0	\$11,577	\$0	98.80								
24353010a	14-001	Fabricate and Use NewARC Mapper FY14	01-Oct-13	20-Dec-13	11.40	14.07	\$34,047	\$0	\$34,047	\$0	98.80								
24353015	14-001	Refurb Existing Harmonic Coil for SHMS Mags	15-Jan-14	30-Apr-14	15.00	19.40	\$47,378	\$46,158	\$126,576	\$33,040	74.00								
<b>1.4.3.5.4 SCATTERING CHAMBER</b>			05-Mar-14	05-Sep-14	26.00	46.00	\$106,206	\$47,694	\$183,141	\$29,241	151.80								
24354008	14-001	Proc & Fab Chamb Flanges (SCATTER CHAMB)	05-Mar-14	25-Jun-14	16.00	0.00	\$0	\$0	\$10,319	\$10,319	161.80								
24354010	14-001	Procure and Install Chamb Flanges (SCATTER CHAMB)	05-Mar-14	05-Sep-14	26.00	2.00	\$4,880	\$0	\$4,880	\$0	68.20								
24354015a	14-001	Proc & Install HMS & SHMS Window Frames (SCATTER CHAMB)	05-Mar-14	05-Sep-14	26.00	7.00	\$14,662	\$0	\$14,662	\$0	68.20								
24354020	14-001	Proc & Install HMS & SHMS Blank Covers (SCATTER CHAMB)	05-Mar-14	05-Sep-14	26.00	4.00	\$8,208	\$0	\$8,208	\$0	68.20								
24354022	14-001	Modify Seal on Scattering Chamber	05-Mar-14	21-Aug-14	24.00	20.00	\$50,388	\$10,319	\$60,707	\$0	64.20								
24354030	14-001	Proc & Install Gate Valves,BL adaptors & Vac Gauges (SCATTER CHAMB) Labor	05-Mar-14	18-Jun-14	15.00	13.00	\$28,068	\$0	\$46,990	\$18,922	68.20								
24354030b	14-001	Proc & Install Gate Valves,BL adaptors & Vac Gauges (SCATTER CHAMB) Procurement	05-Mar-14	18-Jun-14	15.00	0.00	\$0	\$37,375	\$37,375	\$0	68.20								
<b>1.4.3.5.5 BEAM PIPE &amp; STANDS</b>			01-Jul-14	01-May-15	41.40	69.00	\$156,047	\$132,034	\$290,648	\$2,566	25.80								
24355000	14-001	Produce Manufacturing Drawings for Beam Pipe, Stands, Fittings	01-Jul-14	01-Oct-14	13.00	25.00	\$55,974	\$0	\$55,974	\$0	54.00								
24355005	14-001	Proc 1st Pipe (Beam Pipe)	01-Oct-14	23-Dec-14	11.60	8.00	\$17,967	\$14,153	\$32,120	\$0	39.20								
24355010	14-001	Proc 2nd Section of Beam Pipe (Beam Pipe)	03-Nov-14	02-Feb-15	11.00	10.00	\$22,071	\$21,852	\$43,923	\$0	22.40								
24355015	14-001	Proc 3rd Section of Beam Pipe (Beam Pipe)	02-Dec-14	02-Mar-15	11.20	11.00	\$24,123	\$26,985	\$53,675	\$2,566	22.40								
24355020	14-001	Proc Windows & Window Spool (Beam Pipe)	05-Jan-15	01-May-15	16.80	15.00	\$35,911	\$36,005	\$71,916	\$0	23.40								
24355025	14-001	Proc Beam Stands (Beam Pipe)	05-Jan-15	01-May-15	16.80	0.00	\$0	\$18,002	\$18,002	\$0	22.40								
24355030	14-001	Proc Vac Fittings (Beam Pipe)	05-Jan-15	01-May-15	16.80	0.00	\$0	\$15,037	\$15,037	\$0	24.40								
<b>1.4.3.6 INFRASTRUCTURE</b>			03-Sep-13	23-Dec-15	114.60	873.78	\$1,863,352	\$1,897,349	\$4,102,335	\$341,634	87.40								
<b>1.4.3.6.2 SUPPORT STRUCTURE</b>			03-Sep-13	30-Sep-13	4.00	0.00	\$0	\$1,520	\$1,520	\$0	110.60								
24362000		Engineering Consulting	03-Sep-13	30-Sep-13	4.00	0.00	\$0	\$1,520	\$1,520	\$0	110.20								
<b>1.4.3.6.3 SHIELD HOUSE</b>			03-Sep-13	30-Jan-14	19.80	3.90	\$9,847	\$43,223	\$86,509	\$33,438	94.80								
24363030aa		Assemble Cast Panels and Lead Sheets (SHIELD HOUSE)	03-Sep-13	20-Dec-13	15.40	0.00	\$0	\$7,775	\$7,775	\$0	37.20								
24363035		Fab Doors and associated hardware for Shield House (SHIELD HOUSE) Part A	03-Sep-13	20-Dec-13	15.40	0.00	\$0	\$15,590	\$15,590	\$0	41.80								
24363036		Fab Doors and associated hardware for Shield House (SHIELD HOUSE) Part B	03-Sep-13	20-Dec-13	15.40	0.00	\$0	\$1,987	\$1,987	\$0	41.80								
24363037		Fab Doors and associated hardware for Shield House (SHIELD HOUSE) Part C Procurem	03-Sep-13	30-Jan-14	19.40	0.00	\$0	\$8,111	\$8,111	\$0	37.80								
24363037a		Fab Doors and associated hardware for Shield House (SHIELD HOUSE) Part C Labor FY	03-Sep-13	30-Sep-13	4.00	0.39	\$779	\$0	\$779	\$0	37.80								
24363037b	14-001	Fab Doors and associated hardware for Shield House (SHIELD HOUSE) Part C Labor FY	01-Oct-13	30-Jan-14	15.40	1.51	\$3,095	\$0	\$3,095	\$0	37.80								
24363041		Plastic Pellets	03-Sep-13	30-Sep-13	4.00	0.00	\$0	\$1,949	\$1,949	\$0	110.20								
24363046		Rental Containers for Plastic Pellets	03-Sep-13	30-Sep-13	4.00	0.00	\$0	\$336	\$336	\$0	110.20								
24363060	14-001	Fab Various Small Components (SHIELD HOUSE)	01-Oct-13	13-Jan-14	13.00	2.00	\$5,974	\$7,475	\$46,887	\$33,438	80.80								
<b>1.4.3.6.4 CRYOGENIC SYSTEM</b>			03-Sep-13	20-Mar-14	26.60	87.27	\$176,619	\$81,741	\$277,646	\$19,286	47.80								
24364016	14-001	Modify G0 Transfer Line	08-Oct-13	20-Mar-14	21.40	75.60	\$147,019	\$0	\$147,019	\$0	47.60								
24364030		Fab SHMS Gas Manifolds (CRYO SYS) Part A Procurement	03-Sep-13	24-Oct-13	7.60	0.00	\$0	\$10,196	\$10,196	\$0	56.40								
24364030a		Fab SHMS Gas Manifolds (CRYO SYS) Part A Labor FY13	03-Sep-13	30-Sep-13	4.00	2.11	\$5,140	\$0	\$5,140	\$0	56.40								
24364030b	14-001	Fab SHMS Gas Manifolds (CRYO SYS) Part A Labor FY14	01-Oct-13	24-Oct-13	3.60	1.89	\$4,774	\$0	\$4,774	\$0	56.40								

— Primary Baseline   
 — Remaining Work   
 — Critical Remaining Work   
 ◆ Baseline Milestone   
 ◆ Milestone

Activity ID	CR	Activity Name	Start	Finish	Original Duration	Budgeted Labor Units	Budgeted Labor Cost	Budgeted Material Cost	Budgeted Total Cost	Budgeted Nonlabor Cost	Total Float	B	FY2014	FY2015	FY2016	FY2017	FY2018	FY2019	FY2020	Z1
24364043		Produce Drawings for Cryo System Connections & Controls FY13	03-Sep-13	30-Sep-13	4.00	1.24	\$3,028	\$0	\$3,028	\$0	57.40									
24364043a	14-001	Produce Drawings for Cryo System Connections & Controls FY14	01-Oct-13	24-Oct-13	3.60	1.43	\$3,594	\$0	\$3,594	\$0	57.40									
24364065	14-001	Proc Cables,panels & Pwr Supplies (CRYO SYS)	01-Oct-13	21-Nov-13	7.60	4.00	\$10,078	\$12,857	\$22,935	\$0	62.40									
24364075	14-001	Proc & Fab Various Connections etc (CRYO SYS)	25-Oct-13	16-Jan-14	10.00	1.00	\$2,987	\$58,689	\$80,961	\$19,286	56.40									
<b>1.4.3.6.5 VACUUM SYSTEM</b>			<b>03-Sep-13</b>	<b>31-Mar-15</b>	<b>77.60</b>	<b>7.50</b>	<b>\$17,647</b>	<b>\$289,294</b>	<b>\$306,941</b>	<b>\$0</b>	<b>30.00</b>									
24365020		Proc Valves & Plumbing and Reliefs Part A Procurement	03-Sep-13	27-Nov-13	12.40	0.00	\$0	\$20,707	\$20,707	\$0	71.60									
24365020a		Proc Valves & Plumbing and Reliefs Part A Labor FY13	03-Sep-13	30-Sep-13	4.00	0.16	\$467	\$0	\$467	\$0	71.60									
24365020b	14-001	Proc Valves & Plumbing and Reliefs Part A Labor FY14	01-Oct-13	27-Nov-13	8.40	0.34	\$1,012	\$0	\$1,012	\$0	71.60									
24365023		Manufacturing Drawings for Vacuum System Parts FY13	03-Sep-13	30-Sep-13	4.00	1.02	\$2,029	\$0	\$2,029	\$0	30.00									
24365023a	14-001	Manufacturing Drawings for Vacuum System Parts FY14	01-Oct-13	31-Jan-14	15.60	3.98	\$8,166	\$0	\$8,166	\$0	30.00									
24365025		Proc Valves & Plumbing and Reliefs Part B	03-Sep-13	30-Sep-14	53.40	0.00	\$0	\$88,724	\$88,724	\$0	30.60									
24365030		Proc Spool & Bellows for All Magnets Part A	03-Sep-13	30-Jun-14	40.60	0.00	\$0	\$14,447	\$14,447	\$0	39.60									
24365032	14-001	Proc Spool & Bellows for All Magnets Part B	08-Nov-13	08-Sep-14	40.60	0.00	\$0	\$20,638	\$20,638	\$0	30.00									
24365035		Proc Windows & Flanges Part A	03-Sep-13	31-Jan-14	19.60	0.00	\$0	\$18,066	\$18,066	\$0	48.60									
24365040	14-001	Proc Windows & Flanges Part B	04-Dec-13	31-Mar-14	15.00	0.00	\$0	\$19,929	\$19,929	\$0	40.40									
24365045		Proc Sieve Slit Sys Part A	03-Sep-13	13-Jun-14	38.40	0.00	\$0	\$29,198	\$29,198	\$0	68.80									
24365047	14-001	Proc Sieve Slit Sys Part B	13-Jun-14	26-Mar-15	38.40	0.00	\$0	\$65,113	\$65,113	\$0	30.60									
24365050	14-001	Fab Slit Controls	13-Jun-14	31-Mar-15	39.00	2.00	\$5,974	\$12,472	\$18,446	\$0	30.00									
<b>1.4.3.6.6 CABLING</b>			<b>05-Feb-14</b>	<b>28-Jul-14</b>	<b>24.20</b>	<b>8.00</b>	<b>\$15,037</b>	<b>\$0</b>	<b>\$15,037</b>	<b>\$0</b>	<b>45.40</b>									
24366025	14-001	Terminate Cables	05-Feb-14	28-Jul-14	24.40	8.00	\$15,037	\$0	\$15,037	\$0	45.00									
<b>1.4.3.6.8 INSTALLATION</b>			<b>03-Sep-13</b>	<b>23-Dec-15</b>	<b>114.60</b>	<b>767.11</b>	<b>\$1,644,201</b>	<b>\$1,481,570</b>	<b>\$3,414,682</b>	<b>\$288,910</b>	<b>87.40</b>									
24368015M		Cryogenics Available from ESR or CHL	01-Oct-13		0.00	0.00	\$0	\$0	\$0	\$0	61.80									
24368020		Cool Down HMS Dipole	01-Oct-13	07-Oct-13	1.00	0.00	\$0	\$0	\$0	\$0	61.80									
24368025		Cool Down HMS Q1	08-Oct-13	15-Oct-13	1.20	0.00	\$0	\$0	\$0	\$0	61.80									
24368030		Cool Down HMS Q2	16-Oct-13	29-Oct-13	2.00	0.00	\$0	\$0	\$0	\$0	61.80									
24368035		Cool Down HMS Q3	30-Oct-13	12-Nov-13	2.00	0.00	\$0	\$0	\$0	\$0	61.80									
24368040		Procure SHMS Steel Platforms and Stairs (Box O Parts) Part A	03-Sep-13	20-Dec-13	15.40	0.00	\$0	\$2,266	\$2,266	\$0	57.00									
24368045	14-001	Procure SHMS Steel Platforms and Stairs (Box O Parts) Part B	01-Oct-13	13-Feb-14	17.40	0.00	\$0	\$88,364	\$88,364	\$0	51.00									
24368050		Install SHMS Steel Procurement	03-Sep-13	30-Sep-13	4.00	0.00	\$0	\$174,707	\$174,707	\$0	37.80									
24368052		Align Wheels and Bogies on Support Structure	03-Sep-13	06-Sep-13	0.80	2.00	\$3,669	\$0	\$3,669	\$0	113.40									
24368055	14-001	Install SHMS Steel Platforms and Stairs	12-Feb-14	04-Mar-14	3.00	9.00	\$17,513	\$36,117	\$53,629	\$0	51.00									
24368060	14-001	Construct REAR Access Platform & Shield Wall	01-Nov-13	28-Feb-14	15.00	11.00	\$23,646	\$51,023	\$74,668	\$0	60.20									
24368065		Forming and Pouring Work for Concrete - Procurement	03-Sep-13	27-Nov-13	12.40	0.00	\$0	\$309,508	\$309,508	\$0	37.80									
24368065a		Forming and Pouring Work for Concrete - Labor FY13	03-Sep-13	30-Sep-13	4.00	1.94	\$4,433	\$0	\$4,433	\$0	37.80									
24368065b	14-001	Forming and Pouring Work for Concrete - Labor FY14	01-Oct-13	27-Nov-13	8.40	4.06	\$9,607	\$0	\$9,607	\$0	37.80									
24368070		Procure Concrete for Shield House - Procurement	03-Sep-13	27-Nov-13	12.40	0.00	\$0	\$213,025	\$213,025	\$0	37.80									
24368070a		Procure Concrete for Shield House - Labor FY13	03-Sep-13	30-Sep-13	4.00	0.65	\$1,184	\$0	\$1,184	\$0	37.80									
24368070b	14-001	Procure Concrete for Shield House - Labor FY14	01-Oct-13	27-Nov-13	8.40	1.35	\$2,564	\$0	\$2,564	\$0	37.80									
24368075	14-001	Re-Establish Hall-C Alignment Network After SHMS Assy	04-Nov-13	08-Nov-13	1.00	2.00	\$3,786	\$0	\$3,786	\$0	48.40									
24368080		Concrete Hardening Period	04-Nov-13	17-Dec-13	6.00	0.00	\$0	\$0	\$0	\$0	37.80									
24368085M		Shield House Concrete Work Complete		17-Dec-13	0.00	0.00	\$0	\$0	\$0	\$0	37.80									
24368090	14-001	Install Boron & Lead Shielding	02-Jan-14	04-Feb-14	4.60	15.00	\$28,551	\$20,638	\$78,242	\$29,053	37.20									
24368095	14-001	Install Doors in Shield House	05-Feb-14	11-Feb-14	1.00	6.00	\$11,675	\$0	\$11,675	\$0	37.20									
24368097	14-001	Establish Alignment Network inside SHMS Shield House	12-Feb-14	18-Feb-14	1.00	2.00	\$3,786	\$0	\$3,786	\$0	37.20									
24368100	14-001	Install and Align Detector Frames for DC and Rear Detectors	19-Feb-14	25-Feb-14	1.00	5.40	\$10,380	\$0	\$10,380	\$0	37.20									
24368105	14-001	Fab Raised Floor (SHIELD HOUSE)	26-Feb-14	25-Mar-14	4.00	2.00	\$4,104	\$54,939	\$59,043	\$0	37.20									
24368110	14-001	Install Roof Beams and Wall Blocks in Shield House	22-Oct-15	22-Oct-15	0.20	0.40	\$757	\$0	\$757	\$0	8.40									
24368115	14-001	Install LCW for Supprt Struct	04-Nov-13	28-Feb-14	14.80	14.00	\$26,446	\$24,766	\$56,536	\$5,324	51.40									
24368120		Long-lead procurements for AC Pwr for Support Structure	03-Sep-13	30-Sep-13	4.00	0.00	\$0	\$12,985	\$12,985	\$0	71.00									
24368122	14-001	Install AC Pwr for Supprt Struct	04-Feb-14	10-Mar-14	5.00	6.00	\$18,031	\$72,248	\$104,420	\$14,140	50.20									
24368125	14-001	Install Cable Trays of Supprt Struct	02-Jan-14	03-Feb-14	4.40	6.00	\$11,675	\$16,196	\$27,871	\$0	55.20									
24368130	14-001	Install Fire Protection & Detection Sys of Supprt Struct	03-Feb-14	03-Mar-14	4.20	6.00	\$13,502	\$23,671	\$37,173	\$0	51.20									
24368135	14-001	Install Mag Pwr Supplies & Utilities on Platform	11-Mar-14	21-Apr-14	6.00	8.00	\$15,090	\$8,995	\$24,085	\$0	50.40									
24368140	14-001	Install Cable Tray & Conduits (SHIELD HOUSE)	05-Feb-14	11-Mar-14	5.00	6.00	\$11,675	\$16,196	\$27,871	\$0	39.20									
24368145	14-001	Install Drift Gas Manifold	01-Aug-14	12-Sep-14	6.00	4.00	\$7,890	\$0	\$7,890	\$0	56.20									

— Primary Baseline   
 ■ Remaining Work   
 ◆ Baseline Milestone  
■ Actual Work   
 ■ Critical Remaining Work   
 ◆ Milestone



Activity ID	CR 14-001	Activity Name	Start	Finish	Original Duration	Budgeted Labor Units	Budgeted Labor Cost	Budgeted Material Cost	Budgeted Total Cost	Budgeted Nonlabor Cost	Total Float	B	FY2014	FY2015	FY2016	FY2017	FY2018	FY2019	FY2020	21
24368150	14-001	Install Shield House Electrical Pwr (SHIELD HOUSE)	26-Mar-14	17-Jul-14	16.00	7.00	\$19,080	\$37,148	\$56,228	\$0	37.20									
24368155	14-001	Install Cables & Produce Final Drawings (CABLING)	12-Mar-14	30-Oct-14	32.80	52.00	\$105,682	\$0	\$111,724	\$6,042	40.00									
24368160	14-001	Install Fire Protection and Flamm Gas det. (SHIELD HOUSE)	19-Jun-14	17-Jul-14	4.00	5.00	\$9,398	\$39,597	\$48,995	\$0	37.20									
24368165	14-001	Install Shield House HVAC (SHIELD HOUSE)	11-Jul-14	17-Jul-14	1.00	6.40	\$12,109	\$20,967	\$33,076	\$0	37.20									
24368170		Remove and Preserve C-Can and Lines	03-Sep-13	30-Sep-13	4.00	5.60	\$10,457	\$0	\$10,457	\$0	47.60									
24368175	14-001	Install Cryo Boom Support	02-Dec-13	17-Jan-14	5.40	6.00	\$11,675	\$15,479	\$27,154	\$0	56.20									
24368180	14-001	Pre-Alignment SHMS Cryo Supports	02-Dec-13	04-Dec-13	0.60	0.60	\$1,136	\$0	\$1,136	\$0	61.00									
24368185	14-001	Construct & Connect Cryogenic Lines	21-Mar-14	14-Jul-14	16.00	62.00	\$123,620	\$0	\$144,258	\$20,638	47.60									
24368190		Complete Readiness Review for SHMS DCPS Testing FY13	03-Sep-13	30-Sep-13	4.00	0.91	\$2,363	\$0	\$2,363	\$0	65.20									
24368190a	14-001	Complete Readiness Review for SHMS DCPS Testing FY14	01-Oct-13	17-Oct-13	2.60	0.59	\$1,585	\$0	\$1,585	\$0	65.20									
24368195	14-001	Prepare LCW for SHMS DCPS Testing	08-Oct-13	15-Oct-13	1.20	1.00	\$1,893	\$0	\$7,387	\$5,494	64.20									
24368200	14-001	Prepare AC Power for SHMS DCPS Testing	08-Oct-13	15-Oct-13	1.20	2.00	\$6,010	\$0	\$16,998	\$10,988	64.20									
24368205	14-001	Connect HMS Q1 to SHMS DCPS #1	16-Oct-13	17-Oct-13	0.40	0.80	\$1,504	\$0	\$1,504	\$0	63.80									
24368210	14-001	Test Power Supply DCPS #1	18-Oct-13	22-Oct-13	0.60	1.20	\$3,584	\$0	\$3,584	\$0	63.80									
24368215	14-001	Connect HMS Q1 to SHMS DCPS #2	23-Oct-13	24-Oct-13	0.40	0.80	\$1,504	\$0	\$1,504	\$0	63.80									
24368220	14-001	Test Power Supply DCPS #2	25-Oct-13	29-Oct-13	0.60	1.20	\$3,584	\$0	\$3,584	\$0	63.80									
24368225	14-001	Connect HMS Dipole to SHMS DCPS #3	13-Nov-13	14-Nov-13	0.40	0.80	\$1,504	\$0	\$1,504	\$0	61.80									
24368230	14-001	Test Power Supply DCPS #3	15-Nov-13	19-Nov-13	0.60	1.20	\$3,584	\$0	\$3,584	\$0	61.80									
24368235	14-001	Connect HMS Dipole to SHMS DCPS #4	20-Nov-13	21-Nov-13	0.40	0.80	\$1,504	\$0	\$1,504	\$0	61.80									
24368240	14-001	Test Power Supply DCPS #4	22-Nov-13	26-Nov-13	0.60	1.20	\$3,584	\$0	\$3,584	\$0	61.80									
24368245	14-001	Connect HMS Dipole to SHMS DCPS #5	27-Nov-13	02-Dec-13	0.40	0.80	\$1,504	\$0	\$1,504	\$0	61.80									
24368250	14-001	Test Power Supply DCPS #5	03-Dec-13	05-Dec-13	0.60	1.20	\$3,584	\$0	\$3,584	\$0	61.80									
24368255	14-001	Pre-Align Magnet Stand Locations	05-Mar-14	06-Mar-14	0.40	0.80	\$1,514	\$0	\$1,514	\$0	58.60									
24368260	14-001	Pre-Align, Install and Assemble Lower Iron Yokes and HB, Q1 Stands	07-Mar-14	13-Mar-14	1.00	12.00	\$24,285	\$0	\$24,285	\$0	58.60									
24368265	14-001	Connect Mag Pwr Supplies & Instrument Controls	14-Mar-14	30-May-14	11.00	39.00	\$89,154	\$5,656	\$94,810	\$0	49.20									
24368270	14-001	Prep for Review of Hot Check-out & Mag Control systems	18-Apr-14	30-May-14	6.00	5.00	\$14,989	\$0	\$14,989	\$0	49.20									
24368275M		Comp safety Review of Hot Chkout procedures & Mag control systems		30-May-14	0.00	0.00	\$0	\$0	\$0	\$0	49.20									
24368280	14-001	Perform Hot Check-out of Mag Pwr Supplies	02-Jun-14	31-Oct-14	21.60	24.00	\$54,042	\$0	\$54,042	\$0	49.20									
24368285M		Receive First Mag from vendor	01-Jul-14		0.00	0.00	\$0	\$0	\$0	\$0	43.40									
24368290	14-001	Mount Q1 on Supprt Carriage	01-Jul-14	08-Jul-14	1.00	12.50	\$23,756	\$5,160	\$28,915	\$0	54.60									
24368295	14-001	Mount HB on Supprt Carriage	26-Aug-14	02-Sep-14	1.00	2.00	\$3,945	\$5,160	\$9,104	\$0	53.80									
24368300	14-001	Fiducialize Magnet CL of SHMS Q1 Magnet	26-Aug-14	26-Aug-14	0.20	1.00	\$1,925	\$0	\$1,925	\$0	58.60									
24368305	14-001	Final Assemble & Mount Dipole on Supprt Carriage	19-May-15	17-Jun-15	4.00	29.00	\$56,304	\$10,835	\$67,139	\$0	0.00									
24368310	14-001	Install & Connect Magnet Insulating Vac system	19-May-15	01-Jul-15	6.00	15.00	\$28,392	\$15,479	\$54,190	\$10,319	0.00									
24368315	14-001	Inspect & Assemble Upper Iron Yoke & Stands for Dipole magnet	18-Jun-15	22-Jun-15	0.60	4.40	\$8,579	\$0	\$8,579	\$0	1.40									
24368325	14-001	Assemble Upper Iron Yoke & Stands for Q2 magnet	16-Jul-15	20-Jul-15	0.60	4.40	\$8,579	\$0	\$8,579	\$0	0.40									
24368335M		First New SC Mag Cooled Down in place	07-Aug-15		0.00	0.00	\$0	\$0	\$0	\$0	12.20									
24368340	14-001	Mount Q2 on Supprt Carriage	16-Jul-15	22-Jul-15	1.00	18.00	\$34,070	\$5,160	\$39,230	\$0	0.00									
24368350	14-001	Fiducialize Magnet CL of SHMS Dipole Magnet	26-Aug-15	28-Aug-15	0.60	3.00	\$5,774	\$0	\$5,774	\$0	0.40									
24368360	14-001	Assemble Upper Iron Yoke & Stands for Q3 magnet	02-Sep-15	04-Sep-15	0.60	4.40	\$8,579	\$0	\$8,579	\$0	0.60									
24368365	14-001	Finucialize Magnet CL of SHMS Q2 Magnet	02-Sep-15	02-Sep-15	0.20	1.00	\$1,925	\$0	\$1,925	\$0	8.40									
24368370	14-001	Mount Q3 on Supprt Carriage	03-Sep-15	10-Sep-15	1.00	18.00	\$34,070	\$5,160	\$39,230	\$0	0.00									
24368390	14-001	Finucialize Magnet CL of SHMS Q3 Magnet	02-Nov-15	02-Nov-15	0.20	1.00	\$1,925	\$0	\$1,925	\$0	0.00									
24368400	14-001	Stack Calorimeter Blocks (SHOWER COUNTER)	05-Mar-14	29-Apr-14	8.00	8.00	\$15,142	\$0	\$15,142	\$0	59.80									
24368405	14-001	Connect PMTs & Cables (SHOWER COUNTER)	30-Apr-14	25-Jun-14	8.00	2.00	\$3,759	\$0	\$3,759	\$0	59.80									
24368410	14-001	Test Calorimeter (SHOWER COUNTER)	26-Jun-14	18-Aug-14	7.40	4.00	\$3,294	\$0	\$3,294	\$0	59.80									
24368415	14-001	Install and Prep Electronics Room DAQ Racks (SHIELD HOUSE)	18-Jul-14	14-Aug-14	4.00	6.00	\$11,330	\$0	\$17,000	\$5,669	37.20									
24368420	14-001	Install Electrnc's (FAST Electrnc's)	15-Aug-14	09-Feb-15	23.00	30.00	\$67,664	\$0	\$67,664	\$0	37.20									
24368425		Fiducialize SHMS Aerogel Cerenkov Counter (6GEV)	18-Jun-15	18-Jun-15	0.20	0.00	\$0	\$0	\$0	\$0	9.60									
24368430	14-001	Fiducialize SHMS Drift Ch's, Hodoscopes, Cerenkovs, Preshower	18-Jun-15	24-Jun-15	1.00	5.00	\$9,623	\$0	\$9,623	\$0	8.80									
24368435	14-001	Install Detctr's in Shield House REAR	25-Jun-15	25-Sep-15	13.00	22.00	\$41,510	\$10,319	\$90,400	\$38,571	8.80									
24368440	14-001	Install Shutter Exit Window	02-Sep-15	09-Sep-15	1.00	7.00	\$15,570	\$0	\$15,570	\$0	5.20									
24368445	14-001	Install Detctr's in Shield House FWD	10-Sep-15	21-Oct-15	6.00	22.00	\$41,510	\$10,319	\$90,400	\$38,571	5.20									
24368450	14-001	Hot Check-out of Detctr's in Shield House	28-Sep-15	20-Nov-15	8.00	6.00	\$11,278	\$0	\$11,278	\$0	5.20									
24368455	14-001	Install QR Magnets	17-Dec-13	23-Jan-14	3.80	6.00	\$11,675	\$0	\$11,675	\$0	95.80									

— Primary Baseline   
 ■ Remaining Work   
 ◆ Baseline Milestone  
■ Actual Work   
 ■ Critical Remaining Work   
 ◆ Milestone

Activity ID	CR	Activity Name	Start	Finish	Original Duration	Budgeted Labor Units	Budgeted Labor Cost	Budgeted Material Cost	Budgeted Total Cost	Budgeted Nonlabor Cost	Total Float	FY2014	FY2015	FY2016	FY2017	FY2018	FY2019	FY2020	21
24368460		Install Moeller Quad #2 (6GEV)	14-May-14	14-May-14	0.20	0.00	\$0	\$0	\$0	\$0	94.80								
24368465	14-001	Install Beam Stands (Beam Pipe)	04-May-15	08-May-15	1.00	12.00	\$27,428	\$0	\$27,428	\$0	22.40								
24368470	14-001	Install Windows & Flanges	02-Oct-14	12-Nov-14	6.00	8.00	\$17,808	\$0	\$17,808	\$0	64.60								
24368475		Beam-Dump Modifications & Upgrades (6GEV)	03-Mar-14	11-Apr-14	6.00	0.00	\$0	\$0	\$0	\$0	84.60								
24368480	14-001	Install Beam Pipe and Vac Fittings	11-May-15	15-May-15	1.00	1.00	\$1,893	\$0	\$14,750	\$12,857	22.40								
24368485	14-001	Connect Additional Quad for Moeller polarimeter	13-Jun-14	14-Aug-14	8.80	8.00	\$16,228	\$1,548	\$17,776	\$0	94.80								
24368490	14-001	Leak Test Beam Pipe Vac Sys	18-May-15	22-May-15	1.00	4.00	\$7,571	\$0	\$21,587	\$14,016	22.40								
24368495	14-001	Adjust Compton Elevation (Notebook)	17-Dec-13	23-Jan-14	3.80	11.00	\$21,139	\$0	\$26,299	\$5,160	94.80								
24368500		Install Beam Line upstream of Target (6GEV)	24-Jan-14	24-Jan-14	0.20	0.00	\$0	\$0	\$0	\$0	107.20								
24368505		Install, Align, Leak-check Upstream Beam-Pipes & Girders (6GEV)	03-Feb-14	07-Feb-14	1.00	0.00	\$0	\$0	\$0	\$0	93.60								
24368510		Install Target Scattering Chamber (6GEV)	08-Jan-15	14-Jan-15	1.00	0.00	\$0	\$0	\$0	\$0	46.60								
24368515		Align Target Scattering Chamber (6GEV)	15-Jan-15	22-Jan-15	1.00	0.00	\$0	\$0	\$0	\$0	46.60								
24368520	14-001	Prep for Vac & pressure systems Safety Review	12-Jan-15	26-Jan-15	2.00	2.00	\$5,974	\$0	\$5,974	\$0	16.00								
24368525M		Comp safety Review of vacuum & pressure Vessel systems Implementn		26-Jan-15	0.00	0.00	\$0	\$0	\$0	\$0	16.00								
24368530	14-001	Install & Connect Spectrometer Vac system	03-Nov-15	09-Dec-15	5.00	15.00	\$28,392	\$15,479	\$54,190	\$10,319	0.00								
24368535	14-001	Install Spool & Bellows for All Magnets	03-Nov-15	09-Dec-15	5.00	6.00	\$12,610	\$0	\$32,406	\$19,796	0.00								
24368540	14-001	Install Slit Controls	10-Dec-15	23-Dec-15	2.00	5.40	\$11,315	\$0	\$11,315	\$0	0.00								
24368545	14-001	Install Sieve Slit Sys	10-Dec-15	23-Dec-15	2.00	6.40	\$14,302	\$0	\$55,120	\$40,818	0.00								
24368550	14-001	Prep Procurement of SHMS Angle Scribe Plates	01-Oct-14	28-Oct-14	4.00	4.00	\$8,208	\$0	\$8,208	\$0	27.00								
24368555	14-001	Procure SHMS Angle Scribe Plates	29-Oct-14	28-Apr-15	23.80	0.00	\$0	\$41,276	\$41,276	\$0	27.00								
24368560	14-001	Install & Align SHMS Angle Scribe Plates	29-Apr-15	12-May-15	2.00	6.00	\$11,357	\$0	\$11,357	\$0	27.00								
24368565	14-001	Install SHMS Position Readback System	13-May-15	11-Jun-15	4.00	5.00	\$9,438	\$10,319	\$20,890	\$1,134	27.00								
24368570	14-001	Install Rotation Controls of Supprt Struct	15-Aug-14	12-Sep-14	4.00	13.00	\$28,982	\$100,868	\$129,851	\$0	63.20								
24368575LOE		Installation Management P1	03-Sep-13	30-Sep-13	4.00	2.81	\$8,159	\$0	\$8,159	\$0	87.80								
24368580LOE	14-001	Installation Management P2	01-Oct-13	30-Sep-14	49.40	33.00	\$98,789	\$0	\$98,789	\$0	87.80								
24368585LOE	14-001	Installation Management P3	01-Oct-14	01-Oct-15	49.40	33.00	\$98,789	\$0	\$98,789	\$0	87.80								
24368590LOE	14-001	Installation Management P4	02-Oct-15	22-Dec-15	11.20	7.10	\$21,249	\$0	\$21,249	\$0	87.80								
<b>1.5 CONSTRUCTION HALL D</b>			03-Sep-13	01-Apr-15	77.80	1671.53	\$3,996,052	\$1,980,423	\$6,161,404	\$184,929	75.80								
<b>1.5.1 SOLENOID</b>			03-Sep-13	30-Sep-13	4.00	3.59	\$7,352	\$6,100	\$13,452	\$0	49.60								
251173f		Install solenoid vacuum manifold	03-Sep-13	16-Sep-13	2.00	2.17	\$3,976	\$0	\$3,976	\$0	12.80								
251195		Repair Solenoid Vac Leaks	03-Sep-13	06-Sep-13	0.80	1.43	\$3,376	\$0	\$3,376	\$0	0.00								
251250M		Installtn of Solenoid Comptd (SOLENOID)		16-Sep-13	0.00	0.00	\$0	\$0	\$0	\$0	12.80								
251666		Consultant Fee (Quench Study WS)	03-Sep-13	30-Sep-13	4.00	0.00	\$0	\$6,100	\$6,100	\$0	49.40								
<b>1.5.2 DETECTORS</b>			03-Sep-13	21-Apr-14	31.00	86.64	\$169,467	\$346,951	\$527,421	\$11,003	43.40								
<b>1.5.2.1 TRACKING</b>			03-Sep-13	21-Apr-14	31.00	56.40	\$90,804	\$31,191	\$128,771	\$6,776	43.40								
<b>1.5.2.1.1 FORWARD CHAMBERS</b>			03-Sep-13	31-Mar-14	28.00	21.43	\$56,309	\$2,758	\$60,581	\$1,514	25.60								
25211172		Resolution_studies_(FWD_Chambers) FY13	03-Sep-13	30-Sep-13	4.00	1.60	\$4,663	\$0	\$4,663	\$0	0.00								
25211172a	14-001	Resolution_studies_(FWD_Chambers) FY14	01-Oct-13	14-Oct-13	2.00	0.80	\$2,406	\$0	\$2,406	\$0	0.00								
25211175		Complete Package Mechanical Assy (FWD Chambers) FY13	03-Sep-13	30-Sep-13	4.00	0.67	\$1,508	\$0	\$1,508	\$0	11.20								
25211175a	14-001	Complete Package Mechanical Assy (FWD Chambers) FY14	01-Oct-13	14-Oct-13	2.00	0.33	\$778	\$0	\$778	\$0	11.20								
25211191		Procurement of Consumables for Fab (2013) (FWD Chambers)	03-Sep-13	30-Sep-13	4.00	0.00	\$0	\$0	\$1,094	\$1,094	8.40								
25211208		Assemble and Electrical Test of Package R (FDC)	03-Sep-13	30-Sep-13	4.00	1.20	\$2,633	\$0	\$2,633	\$0	0.20								
25211217		Cooling system assembly FY13	03-Sep-13	30-Sep-13	4.00	1.14	\$2,361	\$0	\$2,361	\$0	40.80								
25211217a	14-001	Cooling system assembly FY14	01-Oct-13	02-Dec-13	8.60	2.44	\$5,238	\$0	\$5,238	\$0	40.80								
25211220		Final Testing (FWD Chambers)	03-Sep-13	30-Sep-13	4.00	1.75	\$4,722	\$0	\$4,722	\$0	11.20								
25211250		Disassembly of the construction equipment and site - labor and forklift lease	03-Sep-13	30-Sep-13	4.00	2.50	\$5,121	\$0	\$5,541	\$420	49.40								
25211255LOE		Pick-up Truck Lease	03-Sep-13	31-Mar-14	27.80	0.00	\$0	\$2,605	\$2,605	\$0	25.60								
25211255LOE		Blue Crab Cleaning (Previously Obligated)	03-Sep-13	30-Sep-13	4.00	0.00	\$0	\$154	\$154	\$0	49.40								
25211260		Develop algorithm for fADC125 readout FY13	03-Sep-13	30-Sep-13	4.00	2.02	\$5,894	\$0	\$5,894	\$0	35.60								
25211260a	14-001	Develop algorithm for fADC125 readout FY14	01-Oct-13	17-Jan-14	13.80	6.98	\$20,983	\$0	\$20,983	\$0	35.60								
<b>1.5.2.1.2 CENTRAL CHAMBERS</b>			03-Sep-13	21-Apr-14	31.00	28.60	\$21,050	\$0	\$21,050	\$0	43.40								
25212010	14-001	Prepare as built drawings for CDC (CENT CHAMB)	31-Oct-13	18-Dec-13	6.60	6.60	\$15,059	\$0	\$15,059	\$0	38.40								
25212185		Resolution Studies (CENT CHAMB) FY13	03-Sep-13	30-Sep-13	4.00	2.86	\$757	\$0	\$757	\$0	43.20								
25212185a	14-001	Resolution Studies (CENT CHAMB) FY14	01-Oct-13	21-Apr-14	26.80	19.14	\$5,233	\$0	\$5,233	\$0	43.20								

— Primary Baseline   
 ■ Remaining Work   
 ◆ Baseline Milestone  
■ Actual Work   
 ■ Critical Remaining Work   
 ◆ Milestone



Activity ID	CR	Activity Name	Start	Finish	Original Duration	Budgeted Labor Units	Budgeted Labor Cost	Budgeted Material Cost	Budgeted Total Cost	Budgeted Nonlabor Cost	Total Float	B	FY2014	FY2015	FY2016	FY2017	FY2018	FY2019	FY2020	21
<b>1.5.2.1.3 START COUNTERS</b>												▼ 27-Feb-14, 1.5.2.1.3 START COUNTERS								
25213005		Fabricate (FIU) Start Counter (START COUNTERS)	03-Sep-13	27-Feb-14	23.40	0.00	\$0	\$28,433	\$28,433	\$0	26.20	■								
25213015		All Manufacturing Drawings for start counter FY13	03-Sep-13	30-Sep-13	4.00	0.76	\$1,582	\$0	\$1,582	\$0	30.80	■								
25213015a	14-001	All Manufacturing Drawings for start counter FY14	01-Oct-13	22-Oct-13	3.20	0.61	\$1,306	\$0	\$1,306	\$0	30.80	■								
25213020	14-001	Procure start counter support frame parts	23-Oct-13	07-Feb-14	13.40	0.00	\$0	\$0	\$5,263	\$5,263	30.80	■								
25213025	14-001	Assemble start counter support frame	03-Jan-14	07-Feb-14	5.00	5.00	\$10,558	\$0	\$10,558	\$0	30.80	■								
<b>1.5.2.2 CALORIMETRY</b>												▼ 16-Jan-14, 1.5.2.2 CALORIMETRY								
<b>1.5.2.2.1 BARREL CALORIMETER</b>												▼ 27-Nov-13, 1.5.2.2.1 BARREL CALORIMETER								
25221000		Regina contract Decommissioning	03-Sep-13	31-Oct-13	8.60	0.00	\$0	\$8,478	\$8,478	\$0	44.80	■								
25221005		Procured Labor (Designer)	03-Sep-13	30-Sep-13	4.00	0.00	\$0	\$1,142	\$1,142	\$0	49.40	■								
25221010		Athens contract Completion	03-Sep-13	31-Oct-13	8.60	0.00	\$0	\$5,125	\$5,125	\$0	44.80	■								
25221010LOE		Forklift Rental (ESB)	03-Sep-13	31-Oct-13	8.60	0.00	\$0	\$817	\$817	\$0	44.80	■								
25221057b		Construction BCAL Pulsing System (BarCal) Labor FY13	03-Sep-13	30-Sep-13	4.00	2.03	\$5,608	\$0	\$5,608	\$0	38.80	■								
25221057ba	14-001	Construction BCAL Pulsing System (BarCal) Labor FY14	01-Oct-13	27-Nov-13	8.40	4.27	\$12,152	\$0	\$12,152	\$0	38.80	■								
25221057c		Construction BCAL Pulsing System (BarCal) Expenses FY13	03-Sep-13	30-Sep-13	4.00	0.00	\$0	\$0	\$532	\$532	38.80	■								
25221057ca	14-001	Construction BCAL Pulsing System (BarCal) Expenses FY14	01-Oct-13	27-Nov-13	8.40	0.00	\$0	\$0	\$1,153	\$1,153	38.80	■								
25221060		Setup and Testing of BCAL Pulsing System FY13	03-Sep-13	30-Sep-13	4.00	3.87	\$9,869	\$0	\$9,869	\$0	10.80	■								
25221060a	14-001	Setup and Testing of BCAL Pulsing System FY14	01-Oct-13	27-Nov-13	8.40	8.13	\$21,385	\$0	\$21,385	\$0	10.80	■								
25221320		Procure BCAL cooling manifold	03-Sep-13	03-Oct-13	4.60	0.00	\$0	\$9,420	\$9,420	\$0	5.80	■								
<b>1.5.2.2.2 FORWARD CALORIMETER</b>												▼ 16-Jan-14, 1.5.2.2.2 FORWARD CALORIMETER								
25222085		Fabricate and Install Monitoring Panes (FCAL) FY13	03-Sep-13	30-Sep-13	4.00	1.93	\$4,435	\$0	\$4,999	\$564	15.80	■								
25222085a	14-001	Fabricate and Install Monitoring Panes (FCAL) FY14	01-Oct-13	16-Jan-14	13.60	6.57	\$15,561	\$0	\$17,538	\$1,977	15.80	■								
25222090		Fabricate and Install Monitoring Panes (FCAL) (Previously Obligated)	03-Sep-13	16-Jan-14	17.60	0.00	\$0	\$5,520	\$5,520	\$0	15.80	■								
<b>1.5.2.3 PARTICLE ID</b>												▼ 31-Jan-14, 1.5.2.3 PARTICLE ID								
<b>1.5.2.3.1 TIME OF FLIGHT</b>												▼ 31-Jan-14, 1.5.2.3.1 TIME OF FLIGHT								
25231010		FSU contract support and supervision FY13	03-Sep-13	30-Sep-13	4.00	1.21	\$3,319	\$0	\$3,319	\$0	53.80	■								
25231010a	14-001	FSU contract support and supervision FY14	01-Oct-13	27-Nov-13	8.40	2.23	\$6,335	\$0	\$6,335	\$0	53.80	■								
25231030	14-001	Proc Magnetic Shields (TOF)	01-Nov-13	20-Dec-13	6.80	0.00	\$0	\$5,860	\$5,860	\$0	16.80	■								
25231045	14-001	Proc Supprt Struct (TOF)	13-Nov-13	31-Jan-14	9.40	0.00	\$0	\$22,425	\$22,425	\$0	12.60	■								
25231085		FSU - Initial wrapping and fitup	03-Sep-13	30-Sep-13	4.00	0.00	\$0	\$179,569	\$179,569	\$0	22.20	■								
25231090		FSU - Proc Supplies (TOF)	03-Sep-13	30-Sep-13	4.00	0.00	\$0	\$2,363	\$2,363	\$0	22.20	■								
25231105		FSU - Mount PMT and Testing of First 30 Units	03-Sep-13	30-Sep-13	4.00	0.00	\$0	\$7,683	\$7,683	\$0	13.80	■								
25231115		FSU - Wrapping of Second 30 Units	03-Sep-13	30-Sep-13	4.00	0.00	\$0	\$451	\$451	\$0	13.80	■								
25231120		FSU - Mount PMT and Testing of Second 30 Units	03-Sep-13	30-Sep-13	4.00	0.00	\$0	\$9,370	\$9,370	\$0	13.80	■								
25231125		FSU - Polishing and Gluing of Third 30 Units	03-Sep-13	31-Oct-13	8.60	0.00	\$0	\$1,147	\$1,147	\$0	13.80	■								
25231130		FSU - Wrapping of Third 30 Units	03-Sep-13	31-Oct-13	8.60	0.00	\$0	\$9,015	\$9,015	\$0	13.80	■								
25231135		FSU - Mount PMT and Testing of Third 30 Units	03-Sep-13	31-Oct-13	8.60	0.00	\$0	\$14,055	\$14,055	\$0	13.80	■								
25231140		FSU - Construction Manager	03-Sep-13	27-Nov-13	12.40	0.00	\$0	\$21,381	\$21,381	\$0	13.80	■								
25231145		FSU - Shipping of TOF	03-Sep-13	20-Dec-13	15.40	0.00	\$0	\$11,940	\$11,940	\$0	13.80	■								
<b>1.5.3 COMPUTING</b>												▼ 11-Dec-14, 1.5.3 COMPUTING								
<b>1.5.3.1 DAQ</b>												▼ 11-Dec-14, 1.5.3.1 DAQ								
2531005f		Proc Single Board Computing Remaining items (DAQ)	03-Sep-13	11-Dec-14	63.60	71.62	\$227,118	\$505,843	\$732,961	\$0	90.00	■								
2531005fa	14-001	Proc Single Board Computing Remaining items (DAQ) Phase 2	01-Nov-13	31-Jan-14	11.00	0.00	\$0	\$159,638	\$159,638	\$0	21.60	■								
2531022		Proc EB nodes (DAQ)	03-Sep-13	27-Nov-13	12.40	0.00	\$0	\$45,500	\$45,500	\$0	33.00	■								
2531027		Proc RAID disks (DAQ)	03-Sep-13	27-Nov-13	12.40	0.00	\$0	\$25,500	\$25,500	\$0	33.00	■								
2531033	14-001	Proc Servers for EPICS Archiving (DAQ)	01-Oct-14	11-Dec-14	10.00	0.00	\$0	\$21,670	\$21,670	\$0	89.40	■								
2531047		Proc Telecom Installation (DAQ)	03-Sep-13	31-Oct-13	8.60	0.00	\$0	\$3,150	\$3,150	\$0	6.20	■								
2531065		Proc Fibers for Counting House to Hall (DAQ) PR FY13	03-Sep-13	30-Sep-13	4.00	0.69	\$3,217	\$0	\$3,217	\$0	3.40	■								
2531065a	14-001	Proc Fibers for Counting House to Hall (DAQ) PR FY14	01-Oct-13	11-Oct-13	1.80	0.31	\$1,493	\$0	\$1,493	\$0	3.40	■								
2531070	14-001	Proc Fibers for Counting House to Hall (DAQ)	14-Oct-13	21-Nov-13	5.80	0.00	\$0	\$35,744	\$35,744	\$0	3.40	■								
2531077		Proc Consoles (DAQ)	03-Sep-13	30-Sep-13	4.00	0.00	\$0	\$400	\$400	\$0	10.80	■								
2531088	14-001	Procure and Install cameras in the hall (DAQ)	02-Dec-13	19-Feb-14	9.80	1.00	\$3,005	\$20,638	\$23,643	\$0	31.20	■								
2531089	14-001	Procure Conference Equipment (DAQ)	01-Nov-13	28-Feb-14	15.00	0.00	\$0	\$11,179	\$11,179	\$0	29.80	■								
2531097	14-001	Install infiniband network (DAQ)	16-Oct-13	16-Dec-13	8.40	4.00	\$19,251	\$0	\$19,251	\$0	32.80	■								
2531100	14-001	Install DAQ fibers to switches (DAQ)	02-Dec-13	18-Mar-14	13.60	0.00	\$0	\$19,696	\$19,696	\$0	21.40	■								

■ Primary Baseline   
 ■ Remaining Work   
 ■ Critical Remaining Work   
 ◆ Baseline Milestone   
 ◆ Milestone

Activity ID	CR	Activity Name	Start	Finish	Original Duration	Budgeted Labor Units	Budgeted Labor Cost	Budgeted Material Cost	Budgeted Total Cost	Budgeted Nonlabor Cost	Total Float	B	FY2014	FY2015	FY2016	FY2017	FY2018	FY2019	FY2020	21
2531105		Install Trigger Electrn's (DAQ) FY13	03-Sep-13	30-Sep-13	4.00	1.93	\$4,564	\$0	\$4,564	\$0	3.80									
2531105a	14-001	Install Trigger Electrn's (DAQ) FY14	01-Oct-13	07-May-14	29.20	14.07	\$34,380	\$0	\$34,380	\$0	3.80									
2531115		Install VME CPUs FY13	03-Sep-13	30-Sep-13	4.00	1.45	\$4,239	\$0	\$4,239	\$0	3.40									
2531115a	14-001	Install VME CPUs FY14	01-Oct-13	18-Feb-14	18.00	6.55	\$19,684	\$0	\$19,684	\$0	3.40									
2531125	14-001	Check-out Trigger Electrn's (DAQ)	08-May-14	06-Aug-14	12.60	11.00	\$33,075	\$0	\$33,075	\$0	3.80									
2531140		Proc infiniband Hardware	03-Sep-13	15-Oct-13	6.20	0.00	\$0	\$13,710	\$13,710	\$0	32.80									
2531165		Install VME based electronic for Controls/Monitoring FY13	03-Sep-13	30-Sep-13	4.00	0.82	\$2,404	\$0	\$2,404	\$0	8.60									
2531165a	14-001	Install VME based electronic for Controls/Monitoring FY14	01-Oct-13	30-Jan-14	15.40	3.18	\$9,549	\$0	\$9,549	\$0	8.60									
2531178	14-001	Software Licenses and Fees	01-Oct-13	29-Sep-14	49.20	0.00	\$0	\$1,857	\$1,857	\$0	20.20									
2531227aa		Proc IO Modules (DAQ) Batch 2 (Previously Obligated)	03-Sep-13	30-Oct-13	8.40	0.00	\$0	\$4,979	\$4,979	\$0	45.00									
2531227aa5		Proc IO Modules (DAQ) Batch 2	03-Sep-13	30-Oct-13	8.40	0.00	\$0	\$6,116	\$6,116	\$0	45.00									
2531310	14-001	Install DAQ Equipment in Hall (DAQ)	01-Nov-13	13-Mar-14	16.80	4.00	\$12,029	\$0	\$12,029	\$0	0.00									
2531315		Install Computing Infrastructure (DAQ) FY13	03-Sep-13	30-Sep-13	4.00	1.10	\$5,112	\$0	\$5,112	\$0	100.00									
2531315a	14-001	Install Computing Infrastructure (DAQ) FY14	01-Oct-13	16-Dec-13	10.60	2.90	\$13,976	\$0	\$13,976	\$0	100.00									
2531330		Proc L3 Farm Infrastructure (DAQ)	01-Nov-13	16-Dec-13	6.00	0.00	\$0	\$34,101	\$34,101	\$0	30.80									
2531335		Proc Accessories for Computing Cluster (DAQ) PR FY13	03-Sep-13	30-Sep-13	4.00	0.65	\$1,881	\$0	\$1,881	\$0	19.00									
2531335a	14-001	Proc Accessories for Computing Cluster (DAQ) PR FY14	01-Oct-13	15-Oct-13	2.20	0.35	\$1,067	\$0	\$1,067	\$0	19.00									
2531340	14-001	Proc Accessories for Computing Cluster (DAQ)	12-Nov-13	20-Mar-14	16.40	0.00	\$0	\$10,349	\$10,349	\$0	19.00									
2531350		Proc Hardware for Microscope Voltage Control (DAQ)	03-Sep-13	20-Dec-13	15.40	0.00	\$0	\$3,000	\$3,000	\$0	25.60									
2531360	14-001	Patch Panels and Cu Cables to CH (DAQ)	27-Nov-13	08-Apr-14	16.80	1.00	\$1,893	\$3,612	\$5,504	\$0	24.40									
2531365	14-001	Sys Admin Support (DAQ)	06-Jan-14	30-Sep-14	37.60	4.00	\$19,251	\$0	\$19,251	\$0	100.00									
2531370	14-001	Check-out Online Computers (DAQ)	21-Mar-14	15-May-14	8.00	4.00	\$8,686	\$0	\$8,686	\$0	19.00									
2531375	14-001	Check-out Counting House (DAQ)	15-Oct-13	26-Nov-13	6.20	2.00	\$6,014	\$0	\$6,014	\$0	41.20									
2531380	14-001	Check-out Cabling (DAQ)	19-Mar-14	29-Apr-14	6.00	2.00	\$9,626	\$0	\$9,626	\$0	21.40									
2531385	14-001	Check-out DAQ Hardware (DAQ)	25-Apr-14	30-Sep-14	22.00	3.00	\$9,022	\$0	\$9,022	\$0	0.00									
2531390		Installation Coordination	03-Sep-13	30-Sep-13	4.00	0.63	\$1,822	\$0	\$1,822	\$0	43.20									
2531395	14-001	Procure Small UPSs for Tagger Hall and Hall D (DAQ)	01-Nov-13	04-Mar-14	15.40	0.00	\$0	\$21,648	\$21,648	\$0	29.40									
2531400	14-001	Procure and Install Voltage Chassis Remote Reset	05-Dec-13	10-Mar-14	11.80	1.00	\$1,880	\$2,446	\$4,325	\$0	28.60									
<b>1.5.3.2 ONLINE COMPUTING</b>			<b>03-Sep-13</b>	<b>30-Sep-14</b>	<b>53.60</b>	<b>250.57</b>	<b>\$596,136</b>	<b>\$1,573</b>	<b>\$599,486</b>	<b>\$1,777</b>	<b>100.00</b>									
2532000		Purchased Labor (Sergey)	03-Sep-13	30-Sep-13	4.00	0.00	\$0	\$1,573	\$1,573	\$0	49.40									
2532005		Install OS system along with network 9settings FY13	03-Sep-13	30-Sep-13	4.00	0.29	\$1,333	\$0	\$1,333	\$0	16.25									
2532005a	14-001	Install OS system along with network 9settings FY14	01-Oct-13	29-Oct-13	4.15	0.31	\$1,512	\$0	\$1,512	\$0	16.25									
2532013E		FY13 Travel (ONLINE COMP)	03-Sep-13	30-Sep-13	4.00	0.00	\$0	\$0	\$129	\$129	100.20									
2532014E	14-001	FY14 Travel (ONLINE COMP)	01-Oct-13	29-Sep-14	49.20	0.00	\$0	\$0	\$1,648	\$1,648	100.20									
2532015	14-001	Database web-server wiki installations	02-Dec-13	27-Jan-14	6.40	2.00	\$9,626	\$0	\$9,626	\$0	12.00									
2532020		Coordination of online computing setup	03-Sep-13	30-Sep-13	4.00	0.30	\$874	\$0	\$874	\$0	25.80									
2532030	14-001	Install CODA and supporting software	02-Dec-13	28-Feb-14	11.20	2.00	\$6,014	\$0	\$6,014	\$0	0.20									
2532035		Create scripts to launch and kill: CODA system, monitoring system FY13	03-Sep-13	30-Sep-13	4.00	0.90	\$2,620	\$0	\$2,620	\$0	13.00									
2532035a	14-001	Create scripts to launch and kill: CODA system, monitoring system FY14	01-Oct-13	17-Jan-14	13.80	3.10	\$9,325	\$0	\$9,325	\$0	13.00									
2532040		Run bookkeeping scripts (database,data files and special events) FY13	03-Sep-13	30-Sep-13	4.00	0.95	\$2,754	\$0	\$2,754	\$0	5.40									
2532040a	14-001	Run bookkeeping scripts (database,data files and special events) FY14	01-Oct-13	13-Mar-14	21.40	5.06	\$15,201	\$0	\$15,201	\$0	5.40									
2532050		Readout Lists FY13	03-Sep-13	30-Sep-13	4.00	0.78	\$2,271	\$0	\$2,271	\$0	0.00									
2532050a	14-001	Readout Lists FY14	01-Oct-13	21-Apr-14	26.80	5.22	\$15,700	\$0	\$15,700	\$0	0.00									
2532055	14-001	Write COOL Config Files	01-Nov-13	06-Mar-14	15.80	4.00	\$12,029	\$0	\$12,029	\$0	6.40									
2532060	14-001	Debug DAQ software	22-Apr-14	30-Sep-14	22.60	8.00	\$24,058	\$0	\$24,058	\$0	0.00									
2532070		Implement Translation Tables FY13	03-Sep-13	30-Sep-13	4.00	0.23	\$668	\$0	\$668	\$0	13.00									
2532070a	14-001	Implement Translation Tables FY14	01-Oct-13	17-Jan-14	13.80	0.79	\$2,378	\$0	\$2,378	\$0	13.00									
2532075	14-001	Farm Process Manager	02-Dec-13	29-Sep-14	40.80	7.00	\$21,050	\$0	\$21,050	\$0	0.20									
2532080		ROOTSpy enabled Monitoring Processes FY13	03-Sep-13	30-Sep-13	4.00	1.28	\$3,730	\$0	\$3,730	\$0	7.80									
2532080a	14-001	ROOTSpy enabled Monitoring Processes FY14	01-Oct-13	04-Feb-14	16.00	5.12	\$15,397	\$0	\$15,397	\$0	7.80									
2532085	14-001	Archiving and Retrieval of Histogram Files	04-Mar-14	16-Sep-14	27.60	5.00	\$15,036	\$0	\$15,036	\$0	2.00									
2532090	14-001	Event Display	05-Mar-14	25-Aug-14	24.40	24.00	\$6,014	\$0	\$6,014	\$0	5.00									
2532100	14-001	Transport from RAID to Tape Silo	01-Nov-13	17-Mar-14	17.20	4.00	\$19,251	\$0	\$19,251	\$0	0.40									
2532110	14-001	Archiving Run Conditions	15-Jan-14	30-Sep-14	36.20	19.00	\$24,383	\$0	\$24,383	\$0	0.00									
2532115	14-001	Archiving DAQ Configuration	02-Dec-13	06-Jun-14	25.00	4.00	\$12,029	\$0	\$12,029	\$0	16.00									

■ Primary Baseline   
 ■ Remaining Work   
 ■ Critical Remaining Work   
 ◆ Baseline Milestone   
 ◆ Milestone



Activity ID	CR 14-001	Activity Name	Start	Finish	Original Duration	Budgeted Labor Units	Budgeted Labor Cost	Budgeted Material Cost	Budgeted Total Cost	Budgeted Nonlabor Cost	Total Float	B	FY2014	FY2015	FY2016	FY2017	FY2018	FY2019	FY2020	21
2532130	14-001	FDC/CDC Gas Systems Controls	12-Nov-13	24-Jan-14	8.60	3.00	\$8,960	\$0	\$8,960	\$0	9.40									
2532135	14-001	BCAL Gas System Controls	02-Jan-14	19-Feb-14	6.80	2.00	\$5,974	\$0	\$5,974	\$0	5.80									
2532140	14-001	Controls for Chillers (FDC;BCAL;Target)	16-Dec-13	01-Apr-14	13.60	4.00	\$11,947	\$0	\$11,947	\$0	0.00									
2532145	14-001	Temperature/Humidity monitoring	02-Dec-13	18-Feb-14	9.60	4.00	\$11,947	\$0	\$11,947	\$0	6.00									
2532150	14-001	FCAL Dark Room Controls	10-Feb-14	08-Apr-14	8.40	4.00	\$11,947	\$0	\$11,947	\$0	13.00									
2532155	14-001	Cryo Target Controls	09-Jan-14	20-Mar-14	10.00	5.00	\$14,934	\$0	\$14,934	\$0	1.60									
2532170a		HV Controls (FDC; CDC; TOF; FCAL; HODO) Phase 2 FY13	03-Sep-13	30-Sep-13	4.00	1.52	\$3,618	\$0	\$3,618	\$0	32.40									
2532170aa	14-001	HV Controls (FDC; CDC; TOF; FCAL; HODO) Phase 2 FY14	01-Oct-13	11-Feb-14	17.00	6.48	\$15,867	\$0	\$15,867	\$0	32.40									
2532175		LV Controls (BCA; ST; FDC) FY13	03-Sep-13	30-Sep-13	4.00	0.32	\$744	\$0	\$744	\$0	0.00									
2532175a	14-001	LV Controls (BCA; ST; FDC) Phase 2	02-Apr-14	30-Sep-14	25.40	9.00	\$21,493	\$0	\$21,493	\$0	0.00									
2532175b	14-001	LV Controls (BCA; ST; FDC) FY14	01-Oct-13	01-Apr-14	24.00	1.93	\$4,605	\$0	\$4,605	\$0	0.00									
2532180	14-001	BIAS Control for Microscope	02-Jan-14	31-Mar-14	12.40	4.00	\$12,029	\$0	\$12,029	\$0	25.60									
2532185	14-001	Tagger magnet and NMR control SWT (accel Grp)	05-Nov-13	29-Jan-14	10.20	4.00	\$11,179	\$0	\$11,179	\$0	8.80									
2532190	14-001	Sweeping and pair spectrometer magnet control SWT (accel Grp)	12-Nov-13	10-Feb-14	10.80	2.00	\$5,590	\$0	\$5,590	\$0	7.20									
2532195	14-001	Active collimator integration EPICS (Accelerator grp)	17-Jan-14	22-Sep-14	34.60	11.00	\$30,743	\$0	\$30,743	\$0	1.20									
2532200	14-001	Vacuum System Controls (accel Grp)	14-Jan-14	06-Mar-14	7.40	4.00	\$11,179	\$0	\$11,179	\$0	3.60									
2532205		Motors (radiator, converter, collimator, tagger) FY13	03-Sep-13	30-Sep-13	4.00	2.00	\$4,389	\$0	\$4,389	\$0	4.00									
2532205a	14-001	Motors (radiator, converter, collimator, tagger) FY14	01-Oct-13	04-Mar-14	20.00	10.00	\$22,643	\$0	\$22,643	\$0	4.00									
2532215		CSS Control GUIs FY13	03-Sep-13	30-Sep-13	4.00	1.55	\$3,514	\$0	\$3,514	\$0	2.20									
2532215a	14-001	CSS Control GUIs FY14	01-Oct-13	17-Mar-14	21.80	8.45	\$19,760	\$0	\$19,760	\$0	2.20									
2532220	14-001	Debug EPICS Controls Software	18-Mar-14	15-Sep-14	25.40	10.00	\$19,154	\$0	\$19,154	\$0	2.20									
2532225	14-001	Debug PLC Controls Software	02-Apr-14	30-Sep-14	25.40	6.00	\$17,941	\$0	\$17,941	\$0	0.00									
2532230		Alarms (configuration, display, history) FY13	03-Sep-13	30-Sep-13	4.00	7.11	\$9,437	\$0	\$9,437	\$0	16.60									
2532230a	14-001	Alarms (configuration, display, history) FY14	01-Oct-13	04-Nov-13	5.00	8.89	\$12,173	\$0	\$12,173	\$0	16.60									
2532235	14-001	Scaler Monitoring in EPICS	17-Jan-14	30-Sep-14	35.80	8.00	\$24,058	\$0	\$24,058	\$0	0.00									
2532240	14-001	Trigger Monitoring in EPICS	17-Jan-14	30-Sep-14	35.80	4.00	\$12,029	\$0	\$12,029	\$0	0.00									
2532245	14-001	DAQ monitoring Software	27-Nov-13	06-Jun-14	25.00	4.00	\$12,029	\$0	\$12,029	\$0	16.10									
2532250		EPICS Archiving and Restoration FY13	03-Sep-13	30-Sep-13	4.00	0.86	\$2,516	\$0	\$2,516	\$0	0.00									
2532250a	14-001	EPICS Archiving and Restoration FY14	01-Oct-13	31-Mar-14	23.80	5.14	\$15,447	\$0	\$15,447	\$0	0.00									
2532255	14-001	Coherent Peak Alignment Software with Goniometer	01-Apr-14	22-Sep-14	24.40	5.00	\$15,036	\$0	\$15,036	\$0	1.20									
<b>1.5.4 ELECTRONICS</b>			<b>03-Sep-13</b>	<b>30-Sep-14</b>	<b>53.60</b>	<b>205.52</b>	<b>\$542,898</b>	<b>\$263,641</b>	<b>\$812,717</b>	<b>\$6,177</b>	<b>50.40</b>									
<b>1.5.4.1 FADC</b>			<b>03-Sep-13</b>	<b>30-Sep-14</b>	<b>53.60</b>	<b>62.95</b>	<b>\$172,771</b>	<b>\$43,318</b>	<b>\$216,089</b>	<b>\$0</b>	<b>0.00</b>									
2541000		Vend Fab FADC-125 (Previously Obligated)	03-Sep-13	10-Jul-14	42.00	0.00	\$0	\$43,318	\$43,318	\$0	11.40									
2541015		Rework of Production FADC Modules (FE) FY13	03-Sep-13	30-Sep-13	4.00	1.33	\$2,913	\$0	\$2,913	\$0	11.40									
2541015a	14-001	Rework of Production FADC Modules (FE) FY14	01-Oct-13	10-Jul-14	38.00	12.67	\$28,561	\$0	\$28,561	\$0	11.40									
2541120		fADC125 - Full Single-Crate Acceptance Test (FADC) FY13	09-Sep-13	30-Sep-13	3.20	1.75	\$4,151	\$0	\$4,151	\$0	22.20									
2541120a	14-001	fADC125 - Full Single-Crate Acceptance Test (FADC) FY14	01-Oct-13	20-Dec-13	11.40	6.25	\$15,256	\$0	\$15,256	\$0	22.20									
2541145		fADC125 - Test (Qty 217) (FADC) FY13	03-Sep-13	30-Sep-13	4.00	0.31	\$594	\$0	\$594	\$0	22.20									
2541145a	14-001	fADC125 - Test (Qty 217) (FADC) FY14	01-Oct-13	27-Nov-13	8.40	0.64	\$1,286	\$0	\$1,286	\$0	22.20									
2541150		FADC125 Production firmware development FY13 (Hall D EE)	03-Sep-13	30-Sep-13	4.00	1.82	\$5,312	\$0	\$5,312	\$0	0.20									
2541150a	14-001	FADC125 Production firmware development FY14 (Hall D EE)	01-Oct-13	20-Dec-13	11.40	5.18	\$15,555	\$0	\$15,555	\$0	0.20									
2541152		Algorithm Development for DC FADC125 FY13	03-Sep-13	30-Sep-13	4.00	0.59	\$1,707	\$0	\$1,707	\$0	0.00									
2541152a	14-001	Algorithm Development for DC FADC125 FY14	01-Oct-13	20-Aug-14	43.80	6.41	\$19,289	\$0	\$19,289	\$0	0.00									
2541154	14-001	Code Deployment and Full Readout Tests FADC125	07-Apr-14	30-Sep-14	24.80	6.00	\$18,043	\$0	\$18,043	\$0	0.00									
2541155	14-001	FADC EE Hardware/software support in FY14 (Hall D EE)	02-Dec-13	30-Sep-14	41.00	20.00	\$60,104	\$0	\$60,104	\$0	0.00									
<b>1.5.4.2 TDC</b>			<b>03-Sep-13</b>	<b>30-Sep-14</b>	<b>53.60</b>	<b>41.00</b>	<b>\$107,752</b>	<b>\$0</b>	<b>\$107,752</b>	<b>\$0</b>	<b>0.00</b>									
2542037		F1TDC - Full Single-Crate Acceptance Test (TDC)	03-Sep-13	20-Sep-13	2.80	6.40	\$15,149	\$0	\$15,149	\$0	50.60									
2542070		F1TDC develop firmware FY13	03-Sep-13	30-Sep-13	4.00	1.38	\$4,027	\$0	\$4,027	\$0	0.00									
2542070a	14-001	F1TDC develop firmware FY14	01-Oct-13	07-Jan-14	12.20	4.22	\$12,674	\$0	\$12,674	\$0	0.00									
2542075	14-001	FPGA Coding, Hardware & Firmware Integration Tests F1TDC	29-Jan-14	31-Mar-14	8.80	6.00	\$18,031	\$0	\$18,031	\$0	16.80									
2542080	14-001	Code Deployment and Full Readout Tests F1TDC	08-Apr-14	02-Jun-14	7.80	4.00	\$12,029	\$0	\$12,029	\$0	16.80									
2542085	14-001	Rework of Production F1TDC modules	10-Oct-13	30-Apr-14	26.80	10.00	\$18,796	\$0	\$18,796	\$0	21.20									
2542090	14-001	F1TDC EE Hardware/Software Support FY14	08-Jan-14	30-Sep-14	37.20	9.00	\$27,047	\$0	\$27,047	\$0	0.00									
<b>1.5.4.3 TRIGGER</b>			<b>03-Sep-13</b>	<b>30-Sep-14</b>	<b>53.60</b>	<b>60.87</b>	<b>\$182,704</b>	<b>\$85,120</b>	<b>\$267,824</b>	<b>\$0</b>	<b>50.40</b>									
2543025		Procurement of CTP boards (FE grp) (Previously Obligated)	03-Sep-13	30-Sep-13	4.00	0.00	\$0	\$18,009	\$18,009	\$0	29.60									

■ Primary Baseline   
 ■ Remaining Work   
 ◆ Baseline Milestone  
■ Actual Work   
 ■ Critical Remaining Work   
 ◆ Milestone

Activity ID	CR	Activity Name	Start	Finish	Original Duration	Budgeted Labor Units	Budgeted Labor Cost	Budgeted Material Cost	Budgeted Total Cost	Budgeted Nonlabor Cost	Total Float	B	FY2014	FY2015	FY2016	FY2017	FY2018	FY2019	FY2020	21
2543030		Procurement of CTP boards (FE grp)	03-Sep-13	30-Sep-13	4.00	0.00	\$0	\$9,682	\$9,682	\$0	29.60									
2543100	14-001	Procurement Fiber Optics Cable/Patch Panel (FE grp)	01-Nov-13	20-Dec-13	6.80	0.00	\$0	\$36,117	\$36,117	\$0	25.60									
2543115	14-001	Performance testing of global trigger system (FE grp)	01-Oct-13	03-Dec-13	8.80	9.67	\$29,062	\$0	\$29,062	\$0	25.60									
2543143	14-001	Trigger Algorithms Performance Testing in the Hall (Hall D grp)	09-Jan-14	29-Sep-14	36.80	9.00	\$27,065	\$0	\$27,065	\$0	0.20									
2543144		Study Algorithms with Test Stand (Hall D grp) FY13	03-Sep-13	30-Sep-13	4.00	0.39	\$1,148	\$0	\$1,148	\$0	12.80									
2543144a	14-001	Study Algorithms with Test Stand (Hall D grp) FY14	01-Oct-13	30-Jun-14	36.60	3.61	\$10,844	\$0	\$10,844	\$0	12.80									
2543150		Develop Level-1 Monitor (Hall D grp) FY13	03-Sep-13	30-Sep-13	4.00	1.21	\$3,522	\$0	\$3,522	\$0	50.20									
2543150a	14-001	Develop Level-1 Monitor (Hall D grp) FY14	01-Oct-13	30-May-14	32.40	9.79	\$29,441	\$0	\$29,441	\$0	50.20									
2543155	14-001	Install Level-1 Monitor (Hall D grp)	02-Jun-14	30-Sep-14	17.00	5.00	\$15,036	\$0	\$15,036	\$0	50.20									
2543160		Trigger Board Initialization (Hall D grp) FY13	03-Sep-13	30-Sep-13	4.00	1.17	\$3,408	\$0	\$3,408	\$0	1.40									
2543160a	14-001	Trigger Board Initialization (Hall D grp) FY14	01-Oct-13	19-Sep-14	48.00	14.03	\$42,193	\$0	\$42,193	\$0	1.40									
2543165		Level-1 Verification and Debugging (Hall D grp) FY13	03-Sep-13	30-Sep-13	4.00	0.68	\$1,990	\$0	\$1,990	\$0	12.40									
2543165a	14-001	Level-1 Verification and Debugging (Hall D grp) FY14	01-Oct-13	02-Jul-14	37.00	6.32	\$18,995	\$0	\$18,995	\$0	12.40									
2543170	14-001	Level-1 Trigger Testbed Electronics (Hall D grp)	01-Oct-13	17-Jan-14	13.80	0.00	\$0	\$19,864	\$19,864	\$0	0.80									
2543185		Procurement Structural Components for Trigger Modules (FE Grp)	03-Sep-13	25-Sep-13	3.40	0.00	\$0	\$1,449	\$1,449	\$0	50.00									
<b>1.5.4.6 DETECTOR ELECTRONICS</b>			<b>03-Sep-13</b>	<b>30-Sep-14</b>	<b>53.60</b>	<b>29.35</b>	<b>\$56,352</b>	<b>\$135,203</b>	<b>\$197,732</b>	<b>\$6,177</b>	<b>0.00</b>									
2546362		Assemble BCAL Readout V3, Power Dist. & SYST	03-Sep-13	30-Sep-13	4.00	1.40	\$2,768	\$0	\$2,768	\$0	35.80									
2546425		Procure Pair Spectrometer Readout Board	03-Sep-13	30-Sep-13	4.00	0.00	\$0	\$3,748	\$3,748	\$0	39.80									
2546430		Procure Pair Spectrometer Transition Board	03-Sep-13	30-Sep-13	4.00	0.00	\$0	\$3,226	\$3,226	\$0	39.80									
2546435		Procure Pair Spectrometer Power Distribution	03-Sep-13	30-Sep-13	4.00	0.00	\$0	\$3,220	\$3,220	\$0	39.80									
2546465		Procure LV Cables	03-Sep-13	30-Sep-13	4.00	0.20	\$364	\$80	\$444	\$0	49.40									
2546470		Pair Spectrometer Integration FY13	09-Sep-13	30-Sep-13	3.20	1.32	\$2,395	\$0	\$2,395	\$0	35.00									
2546470a	14-001	Pair Spectrometer Integration FY14	01-Oct-13	20-Dec-13	11.40	4.69	\$8,806	\$0	\$8,806	\$0	35.00									
2546565		Procure LV Cables	03-Sep-13	30-Sep-13	4.00	0.10	\$182	\$41	\$223	\$0	49.40									
2546567		Start Counter Integration FY13	03-Sep-13	30-Sep-13	4.00	0.73	\$1,338	\$0	\$1,338	\$0	41.60									
2546567a	14-001	Start Counter Integration FY14	01-Oct-13	08-Nov-13	5.80	1.07	\$2,002	\$0	\$2,002	\$0	41.60									
2546585		Tagger Microscope PreAmp Board (37) Procurement	03-Sep-13	15-Nov-13	10.80	0.00	\$0	\$7,500	\$7,500	\$0	30.60									
2546585a		Tagger Microscope PreAmp Board (37) Labor FY13	03-Sep-13	30-Sep-13	4.00	1.11	\$2,024	\$0	\$2,024	\$0	30.60									
2546585b	14-001	Tagger Microscope PreAmp Board (37) Labor FY14	01-Oct-13	15-Nov-13	6.80	1.89	\$3,551	\$0	\$3,551	\$0	30.60									
2546600		Tagger Hodoscope PreAmp Board (233) (Previously Obligated)	03-Sep-13	08-Nov-13	9.80	0.00	\$0	\$12,865	\$12,865	\$0	31.60									
2546605		Tagger Hodoscope PreAmp Board (233) - Procurement	03-Sep-13	08-Nov-13	9.80	0.00	\$0	\$3,135	\$3,135	\$0	31.60									
2546605a		Tagger Hodoscope PreAmp Board (233) - Labor FY13	03-Sep-13	30-Sep-13	4.00	1.47	\$2,855	\$0	\$2,855	\$0	31.60									
2546605b	14-001	Tagger Hodoscope PreAmp Board (233) - Labor FY14	01-Oct-13	08-Nov-13	5.80	2.13	\$4,271	\$0	\$4,271	\$0	31.60									
2546610		BCAL/FCAL Monitoring Distribution Sys. Procurement Support FY13	03-Sep-13	30-Sep-13	4.00	0.95	\$1,932	\$0	\$1,932	\$0	34.40									
2546610a	14-001	BCAL/FCAL Monitoring Distribution Sys. Procurement Support FY14	01-Oct-13	28-Jan-14	15.00	3.55	\$7,478	\$0	\$7,478	\$0	34.40									
2546615		BCAL/FCAL Monitoring Distribution COTS Electronics	03-Sep-13	20-Dec-13	15.40	0.00	\$0	\$16,134	\$16,134	\$0	38.00									
2546620		BCAL/FCAL Monitoring Distribution Box (10) - Procurement	03-Sep-13	28-Jan-14	19.00	0.00	\$0	\$10,000	\$10,000	\$0	34.40									
2546620a		BCAL/FCAL Monitoring Distribution Box (10) - Labor FY13	03-Sep-13	30-Sep-13	4.00	1.05	\$1,918	\$0	\$1,918	\$0	34.40									
2546620b	14-001	BCAL/FCAL Monitoring Distribution Box (10) - Labor FY4	01-Oct-13	28-Jan-14	15.00	3.95	\$7,419	\$0	\$7,419	\$0	34.40									
2546625		BCAL/FCAL Monitoring Distribution Cables (64+64) (Previously Obligated)	03-Sep-13	31-Jan-14	19.60	0.00	\$0	\$6,012	\$6,012	\$0	33.80									
2546630		BCAL/FCAL Monitoring Distribution Cables (64+64)	03-Sep-13	31-Jan-14	19.60	0.00	\$0	\$3,588	\$3,588	\$0	33.80									
2546640		Cables Type 1 (TAGH PS PSC COLLI) (350)	03-Sep-13	20-Dec-13	15.40	0.00	\$0	\$18,484	\$18,484	\$0	38.00									
2546645		Splitter Output (TOF TAGM PSC) (630)	03-Sep-13	15-Nov-13	10.80	0.00	\$0	\$31,331	\$31,331	\$0	42.60									
2546650		Install Hardware, Labels and Tie Wraps FY13	03-Sep-13	30-Sep-13	4.00	0.00	\$0	\$0	\$449	\$449	0.00									
2546650a	14-001	Install Hardware, Labels and Tie Wraps FY14	01-Oct-13	30-Sep-14	49.40	0.00	\$0	\$0	\$5,728	\$5,728	0.00									
2546655	14-001	Splitters Parts Boards and Assembly (10)	08-Nov-13	06-Jun-14	27.80	3.75	\$7,049	\$13,931	\$20,979	\$0	16.00									
2546660		Twisted Pair Cables for TDCs	03-Sep-13	20-Dec-13	15.40	0.00	\$0	\$1,908	\$1,908	\$0	20.00									
<b>1.5.4.7 DETECTOR CABLING</b>			<b>03-Sep-13</b>	<b>31-Jan-14</b>	<b>20.00</b>	<b>7.35</b>	<b>\$13,609</b>	<b>\$0</b>	<b>\$13,609</b>	<b>\$0</b>	<b>25.20</b>									
2547135	14-001	Cables - HV Label and Bundle CDC (6)	01-Oct-13	04-Nov-13	5.00	1.00	\$1,880	\$0	\$1,880	\$0	26.80									
2547165		Cables - HV Label and Bundle FDC (8) FY13	16-Sep-13	30-Sep-13	2.20	0.69	\$1,252	\$0	\$1,252	\$0	3.80									
2547165a	14-001	Cables - HV Label and Bundle FDC (8) FY14	01-Oct-13	07-Oct-13	1.00	0.31	\$587	\$0	\$587	\$0	3.80									
2547170		Cables - Signal Label and Bundle FDC (528) FY13	03-Sep-13	30-Sep-13	4.00	1.28	\$2,335	\$0	\$2,335	\$0	1.00									
2547170a	14-001	Cables - Signal Label and Bundle FDC (528) FY14	01-Oct-13	25-Oct-13	3.80	1.22	\$2,289	\$0	\$2,289	\$0	1.00									
2547175		Cables - LV Label and Bundle BCAL (24)	03-Sep-13	30-Sep-13	4.00	0.70	\$1,275	\$0	\$1,275	\$0	11.60									
2547180		Cables - Bias Label and Bundle BCAL (36)	03-Sep-13	30-Sep-13	4.00	0.55	\$1,002	\$0	\$1,002	\$0	11.60									

█ Primary Baseline   
 █ Remaining Work   
 ◆ Baseline Milestone  
█ Actual Work   
 █ Critical Remaining Work   
 ◆ Milestone



Activity ID	CR	Activity Name	Start	Finish	Original Duration	Budgeted Labor Units	Budgeted Labor Cost	Budgeted Material Cost	Budgeted Total Cost	Budgeted Nonlabor Cost	Total Float	FY2014	FY2015	FY2016	FY2017	FY2018	FY2019	FY2020	21
2547190		Cables - HV Label and Bundle TOF (168) FY13	03-Sep-13	30-Sep-13	4.00	0.16	\$297	\$0	\$297	\$0	25.40								
2547190a	14-001	Cables - HV Label and Bundle TOF (168) FY14	01-Oct-13	31-Jan-14	15.60	0.64	\$1,197	\$0	\$1,197	\$0	25.40								
2547200		Cables - Signal Label and Bundle TOF (168) FY13	03-Sep-13	30-Sep-13	4.00	0.16	\$297	\$0	\$297	\$0	25.40								
2547200a	14-001	Cables - Signal Label and Bundle TOF (168) FY14	01-Oct-13	31-Jan-14	15.60	0.64	\$1,197	\$0	\$1,197	\$0	25.40								
<b>1.5.4.8 FULL CRATE CHECKS</b>			<b>09-Sep-13</b>	<b>20-Dec-13</b>	<b>14.60</b>	<b>4.00</b>	<b>\$9,710</b>	<b>\$0</b>	<b>\$9,710</b>	<b>\$0</b>	<b>23.20</b>								
2548020		Full Crate Check - Pre Installation,Lab,Install Mods,Test,Log&Label VXS fADC125 FY13	16-Sep-13	30-Sep-13	2.20	0.32	\$766	\$0	\$766	\$0	22.20								
2548020a	14-001	Full Crate Check - Pre Installation,Lab,Install Mods,Test,Log&Label VXS fADC125 FY14	01-Oct-13	20-Dec-13	11.40	1.68	\$4,095	\$0	\$4,095	\$0	22.20								
2548025		Full Crate Check - Pre Installation,Lab,Install Mods,Test,Log&Label VXS F1TDC FY13	09-Sep-13	30-Sep-13	3.20	0.47	\$1,114	\$0	\$1,114	\$0	24.00								
2548025a	14-001	Full Crate Check - Pre Installation,Lab,Install Mods,Test,Log&Label VXS F1TDC FY14	01-Oct-13	13-Dec-13	10.40	1.53	\$3,736	\$0	\$3,736	\$0	24.00								
<b>1.5.5 BEAMLINE</b>			<b>03-Sep-13</b>	<b>01-Apr-15</b>	<b>77.80</b>	<b>234.46</b>	<b>\$520,716</b>	<b>\$570,921</b>	<b>\$1,141,477</b>	<b>\$49,840</b>	<b>75.20</b>								
<b>1.5.5.1 TAGGER</b>			<b>03-Sep-13</b>	<b>01-Apr-14</b>	<b>28.20</b>	<b>11.13</b>	<b>\$27,732</b>	<b>\$137,362</b>	<b>\$172,403</b>	<b>\$7,309</b>	<b>13.40</b>								
<b>1.5.5.1.1 TAGGING MAGNET</b>			<b>03-Sep-13</b>	<b>15-Oct-13</b>	<b>6.20</b>	<b>4.00</b>	<b>\$10,026</b>	<b>\$0</b>	<b>\$15,851</b>	<b>\$5,825</b>	<b>25.20</b>								
25511095		Proc. calibrate, Install NMR (TAGGING Mag) FY13	03-Sep-13	30-Sep-13	4.00	2.58	\$6,396	\$0	\$10,112	\$3,716	25.00								
25511095a	14-001	Proc. calibrate, Install NMR (TAGGING Mag) FY14	01-Oct-13	15-Oct-13	2.20	1.42	\$3,630	\$0	\$5,739	\$2,109	25.00								
<b>1.5.5.1.2 HODOSCOPE</b>			<b>03-Sep-13</b>	<b>01-Apr-14</b>	<b>28.20</b>	<b>7.13</b>	<b>\$17,707</b>	<b>\$137,362</b>	<b>\$156,552</b>	<b>\$1,484</b>	<b>13.40</b>								
25512005		Design Hodoscope Supprt (HODOSCP) FY13	03-Sep-13	30-Sep-13	4.00	1.29	\$3,223	\$0	\$3,223	\$0	29.40								
25512005a	14-001	Construct Hodoscope Supprt (HODOSCP) Part A	15-Oct-13	25-Nov-13	6.00	0.00	\$0	\$24,171	\$24,171	\$0	29.40								
25512005b	14-001	Design Hodoscope Supprt (HODOSCP) FY14	01-Oct-13	15-Oct-13	2.20	0.71	\$1,830	\$0	\$1,830	\$0	29.40								
25512010		Catholic University Tagger Hodoscope Fixed Array	03-Sep-13	01-Apr-14	28.00	0.00	\$0	\$45,007	\$45,007	\$0	13.40								
25512010a		Catholic University Tagger Hodoscope Fixed Array Oversight FY13	03-Sep-13	30-Sep-13	4.00	0.04	\$117	\$0	\$117	\$0	17.80								
25512010aa	14-001	Catholic University Tagger Hodoscope Fixed Array Oversight FY14	01-Oct-13	28-Feb-14	19.60	0.20	\$592	\$0	\$592	\$0	17.80								
25512013LOE		FY13 Travel (HODOSCP)	03-Sep-13	30-Sep-13	4.00	0.00	\$0	\$0	\$245	\$245	37.40								
25512056		Manufacturing Drawings for Hodoscope mag shield (HODOSCP)	03-Sep-13	30-Sep-13	4.00	0.72	\$1,649	\$0	\$1,649	\$0	30.00								
25512060	14-001	Fab Hodoscope mag shields	01-Oct-13	20-Nov-13	7.40	0.00	\$0	\$8,255	\$8,255	\$0	30.00								
25512065		Manufacturing Drawings for microscope cooling FY13	03-Sep-13	30-Sep-13	4.00	0.82	\$1,968	\$0	\$1,968	\$0	13.80								
25512065a	14-001	Manufacturing Drawings for microscope cooling FY14	01-Oct-13	06-Feb-14	16.40	3.36	\$8,327	\$0	\$8,327	\$0	13.80								
25512070	14-001	Fab microscope cooling	26-Feb-14	28-Mar-14	4.60	0.00	\$0	\$6,088	\$7,326	\$1,238	13.80								
25512131		UConn TAGM Contract - Procurement of Supplies for Construction	03-Sep-13	30-Sep-13	4.00	0.00	\$0	\$3,500	\$3,500	\$0	17.80								
25512136		UConn TAGM Contract - Production 1st Article Opt Fib Bundle	03-Sep-13	30-Sep-13	4.00	0.00	\$0	\$3,329	\$3,329	\$0	17.80								
25512146		UConn TAGM Contract - Complete Construction of TAGM Enclosure	03-Sep-13	27-Nov-13	12.40	0.00	\$0	\$3,447	\$3,447	\$0	17.80								
25512151		UConn TAGM Contract - Testing of TAGM Electronic Boards	03-Sep-13	30-Sep-13	4.00	0.00	\$0	\$2,017	\$2,017	\$0	17.80								
25512156		UConn TAGM Contract - Complete 20 Optical Fiber Bundles	03-Sep-13	20-Dec-13	15.40	0.00	\$0	\$28,938	\$28,938	\$0	17.80								
25512161		UConn TAGM Contract - Complete Construction of Fiber Array Enclosure	03-Sep-13	20-Dec-13	15.40	0.00	\$0	\$3,572	\$3,572	\$0	17.80								
25512166		UConn TAGM Contract - Complete Assembly of Full Enclosure at UConn	03-Sep-13	31-Jan-14	19.60	0.00	\$0	\$3,782	\$3,782	\$0	17.80								
25512171		UConn TAGM Contract - Disassemble TAGM and Prepare for Shipment to JLab	03-Sep-13	28-Feb-14	23.60	0.00	\$0	\$2,627	\$2,627	\$0	17.80								
25512176		UConn TAGM Contract - TAGM Delivered to JLab	03-Sep-13	28-Feb-14	23.60	0.00	\$0	\$2,627	\$2,627	\$0	17.80								
<b>1.5.5.2 TARGET</b>			<b>03-Sep-13</b>	<b>18-Aug-14</b>	<b>47.60</b>	<b>61.68</b>	<b>\$132,360</b>	<b>\$74,939</b>	<b>\$249,328</b>	<b>\$42,029</b>	<b>14.60</b>								
2552001		Prepare Procurements/Fabrication Packages FY13 (TARGET)	03-Sep-13	30-Sep-13	4.00	0.40	\$977	\$0	\$977	\$0	9.60								
2552001a	14-001	Prepare Procurements/Fabrication Packages FY14 (TARGET)	01-Oct-13	14-Oct-13	2.00	0.20	\$504	\$0	\$504	\$0	9.60								
2552005		Proc Gas Handling Sys (TARGET) - Procurement	03-Sep-13	11-Nov-13	10.00	0.00	\$0	\$7,800	\$7,800	\$0	13.60								
2552005a		Proc Gas Handling Sys (TARGET) - Expenses FY13	03-Sep-13	30-Sep-13	4.00	0.00	\$0	\$0	\$3,632	\$3,632	13.60								
2552005b	14-001	Proc Gas Handling Sys (TARGET) - Expenses FY14	01-Oct-13	11-Nov-13	6.00	0.00	\$0	\$0	\$5,622	\$5,622	13.60								
2552006	14-001	Install Gas Handling Sys (TARGET)	10-Jan-14	12-May-14	17.20	9.14	\$17,911	\$0	\$18,427	\$516	15.80								
2552007	14-001	Install Gas Tank (TARGET)	10-Jan-14	05-Feb-14	3.60	0.00	\$0	\$19,090	\$19,090	\$0	3.80								
2552008		Manufacturing Drawings for gas System (Target) FY13	03-Sep-13	30-Sep-13	4.00	0.93	\$2,247	\$0	\$2,247	\$0	19.20								
2552008a	14-001	Manufacturing Drawings for gas System (Target) FY14	01-Oct-13	05-Dec-13	9.20	2.14	\$5,333	\$0	\$5,333	\$0	19.20								
2552010		Proc Controls (TARGET) - Procurement	03-Sep-13	04-Dec-13	13.00	0.00	\$0	\$7,000	\$7,000	\$0	33.40								
2552010a		Proc Controls (TARGET) - Expenses FY13	03-Sep-13	30-Sep-13	4.00	0.00	\$0	\$0	\$231	\$231	33.40								
2552010b	14-001	Proc Controls (TARGET) - Expenses FY14	01-Oct-13	04-Dec-13	9.00	0.00	\$0	\$0	\$536	\$536	33.40								
2552012	14-001	Program Target Controls	07-Oct-13	19-Dec-13	10.40	4.00	\$11,179	\$0	\$11,179	\$0	42.80								
2552015		Fab Isolation Vac Pumping Sys (TARGET) (Previously Obligated)	03-Sep-13	12-Nov-13	10.20	0.00	\$0	\$11,509	\$11,509	\$0	25.80								
2552015a		Fab Isolation Vac Pumping Sys (TARGET)	03-Sep-13	12-Nov-13	10.20	0.00	\$0	\$14,888	\$14,888	\$0	25.80								
2552018a	14-001	Fab Outer Vac/Scattering Chamb (TARGET)	15-Oct-13	09-Dec-13	7.60	7.00	\$14,344	\$0	\$25,556	\$11,213	10.40								
2552023aa		Fab Target Cells (TARGET) FY13	03-Sep-13	30-Sep-13	4.00	0.36	\$665	\$0	\$896	\$231	2.20								
2552023aaa	14-001	Fab Target Cells (TARGET) FY14	01-Oct-13	17-Feb-14	17.80	1.61	\$3,050	\$0	\$4,112	\$1,062	2.20								

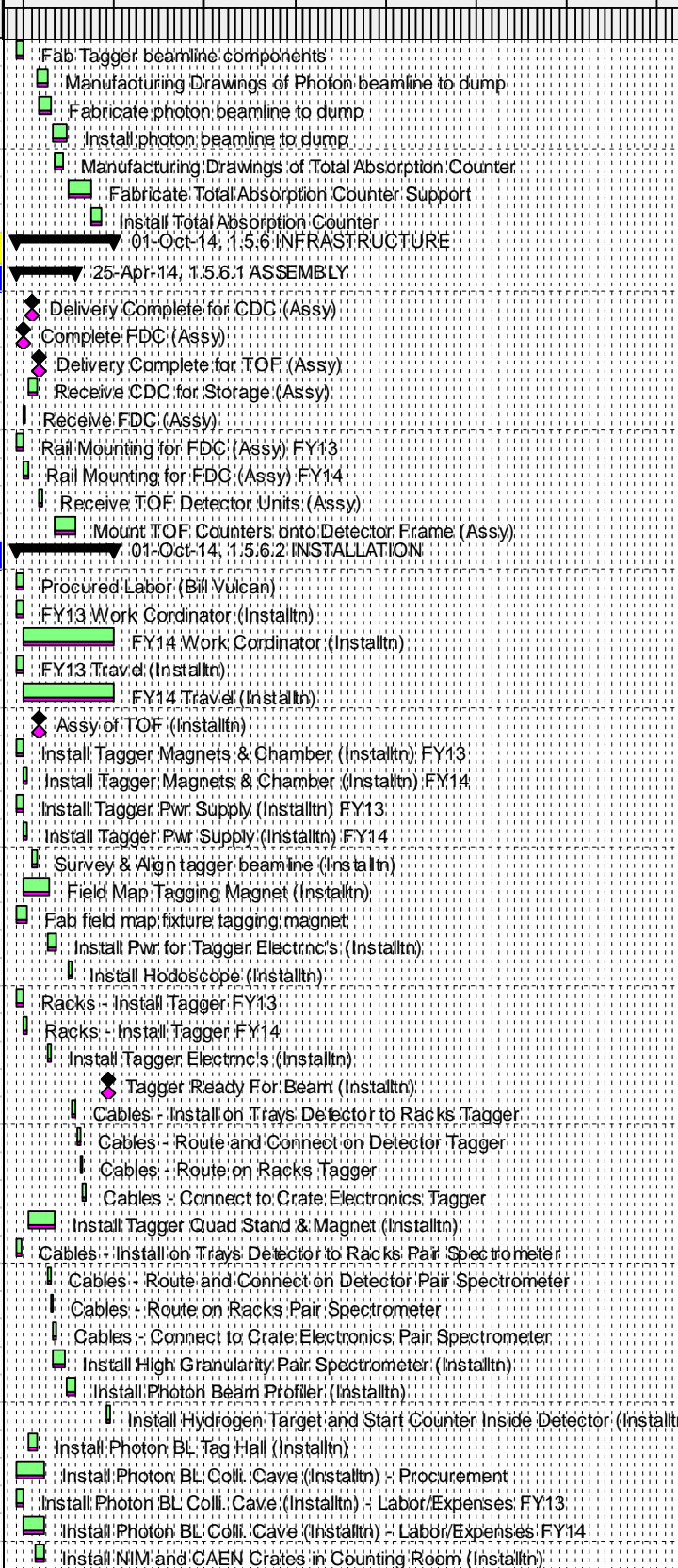
■ Primary Baseline   
 ■ Remaining Work   
 ◆ Baseline Milestone  
■ Actual Work   
 ■ Critical Remaining Work   
 ◆ Milestone

Activity ID	CR 14-001	Activity Name	Start	Finish	Original Duration	Budgeted Labor Units	Budgeted Labor Cost	Budgeted Material Cost	Budgeted Total Cost	Budgeted Nonlabor Cost	Total Float	B	FY2014	FY2015	FY2016	FY2017	FY2018	FY2019	FY2020	Z1
2552028	14-001	Prepare Procurements/Fabrication Packages solid target (TARGET)	03-Feb-14	01-Apr-14	8.40	12.60	\$27,237	\$0	\$27,237	\$0	26.20									
2552028a	14-001	Fabricate solid target (proc)	03-Apr-14	27-May-14	7.60	0.00	\$0	\$0	\$15,272	\$15,272	26.20									
2552028b	14-001	Fabricate solid target (labor)	03-Apr-14	27-May-14	7.60	10.00	\$20,181	\$0	\$20,181	\$0	26.20									
2552032		Manufacturing Drawings for cryo system (Target) FY13	03-Sep-13	30-Sep-13	4.00	1.53	\$3,776	\$0	\$3,776	\$0	20.00									
2552032a	14-001	Manufacturing Drawings for cryo system (Target) FY14	01-Oct-13	14-Oct-13	2.00	0.77	\$1,948	\$0	\$1,948	\$0	20.00									
2552033		Procure heat xchngr and cryo hardware	03-Sep-13	30-Sep-13	4.00	0.00	\$0	\$1,650	\$1,650	\$0	20.00									
2552035	14-001	Fab Positioning/Mounting Sys (TARGET)	01-Nov-13	13-Jan-14	8.40	0.00	\$0	\$13,002	\$16,717	\$3,715	7.00									
2552040	14-001	Assemble Target (TARGET)	18-Feb-14	18-Aug-14	25.60	11.00	\$23,009	\$0	\$23,009	\$0	2.20									
<b>1.5.5.3 BEAMLINE COMPONENTS</b>			<b>03-Sep-13</b>	<b>01-Apr-15</b>	<b>77.80</b>	<b>161.64</b>	<b>\$360,624</b>	<b>\$358,620</b>	<b>\$719,746</b>	<b>\$503</b>	<b>75.20</b>									
2553005	14-001	Proc Raw Radiator Diamond Crystals (BL Compnts)	01-Oct-13	20-Aug-14	43.80	0.00	\$0	\$38,634	\$38,634	\$0	75.40									
2553010	14-001	Thinning-Characterization-Mounting of Radiator Diamond Crystals (BL Compnts) Phase 1	05-Dec-13	30-Sep-14	40.40	0.00	\$0	\$55,207	\$55,207	\$0	75.40									
2553010a	14-001	Thinning-Characterization-Mounting of Radiator Diamond Crystals (BL Compnts)	01-Oct-14	01-Apr-15	24.00	0.00	\$0	\$30,957	\$30,957	\$0	75.40									
2553011		Diamond contractor and procurements support (BL Compnts) FY13	03-Sep-13	30-Sep-13	4.00	0.24	\$698	\$0	\$698	\$0	0.00									
2553011a	14-001	Diamond contractor and procurements support (BL Compnts) FY14	01-Oct-13	30-Sep-14	49.40	2.96	\$8,887	\$0	\$8,887	\$0	0.00									
2553016	14-001	Build Vacuum Housing for Goniometer (BL Compnts)	04-Nov-13	06-Feb-14	11.60	0.00	\$0	\$24,917	\$24,917	\$0	14.20									
2553017		Procure vacuum gauges and valves for tagger beamline	03-Sep-13	22-Oct-13	7.20	0.00	\$0	\$3,225	\$3,225	\$0	41.60									
2553020	14-001	Write Control Software for Goniometer (BL Compnts)	02-Dec-13	06-Jun-14	25.00	8.00	\$24,058	\$0	\$24,058	\$0	5.40									
2553027	14-001	Install Goniometer (BL Compnts)	23-Apr-14	19-Jun-14	8.20	15.00	\$38,720	\$0	\$38,720	\$0	3.60									
2553029	14-001	Survey Goniometer (BL Compnts)	20-Jun-14	04-Sep-14	10.60	11.00	\$30,789	\$0	\$30,789	\$0	3.60									
2553035		Proc Pair Spectrometer Mag Pwr Supply (BL Compnts)	03-Sep-13	30-Sep-13	4.00	0.00	\$0	\$74,300	\$74,300	\$0	7.20									
2553036		Proc Parts for Pair Spectrometer	03-Sep-13	30-Sep-13	4.00	0.00	\$0	\$1,360	\$1,360	\$0	31.00									
2553041		Build PS low granularity Support Frame	03-Sep-13	01-Oct-13	4.20	0.00	\$0	\$620	\$620	\$0	31.00									
2553042		Fabricate PS High Granularity Counters	03-Sep-13	30-Sep-13	4.00	3.80	\$7,619	\$0	\$7,619	\$0	42.60									
2553044	14-001	Build PS High granularity Support Frame	03-Oct-13	20-Dec-13	11.00	0.00	\$0	\$5,758	\$5,758	\$0	31.00									
2553050		Proc Pair convertor insertion device (BL Compnts) (Previously Obligated)	03-Sep-13	12-Nov-13	10.20	0.00	\$0	\$13,325	\$13,325	\$0	21.60									
2553052		Proc Pair convertor insertion device (BL Compnts)	03-Sep-13	12-Nov-13	10.20	0.00	\$0	\$3,702	\$3,702	\$0	21.60									
2553055	14-001	Assemble and Test Pair convertor (BL Compnts)	26-Nov-13	18-Mar-14	14.00	11.00	\$24,760	\$0	\$24,760	\$0	21.60									
2553057		Scientific support for Pair spectrometer characterization(BL Compnts) FY13	30-Sep-13	30-Sep-13	0.20	0.05	\$150	\$0	\$150	\$0	38.20									
2553057a	14-001	Scientific support for Pair spectrometer characterization(BL Compnts) FY14	01-Oct-13	19-May-14	30.80	7.95	\$23,903	\$0	\$23,903	\$0	38.20									
2553062		UConn Contract - Procure Readout Electronics for Active Collimator	03-Sep-13	28-Oct-13	8.00	0.00	\$0	\$6,000	\$6,000	\$0	30.00									
2553063		UConn Contract - Assembly and Test of Active Collimator	03-Sep-13	20-Dec-13	15.40	0.00	\$0	\$6,192	\$6,192	\$0	30.00									
2553064		UConn Contract - Delivery of Active Collimator to JLab	03-Sep-13	20-Dec-13	15.40	0.00	\$0	\$679	\$679	\$0	30.00									
2553072a		Program & test Collimator Table (BL Components) FY13	03-Sep-13	30-Sep-13	4.00	0.85	\$2,462	\$0	\$2,462	\$0	31.20									
2553072b	14-001	Program & test Collimator Table (BL Components) FY14	01-Oct-13	12-Dec-13	10.20	2.16	\$6,479	\$0	\$6,479	\$0	31.20									
2553075	14-001	Test Active Collimator (BL Compnts)	08-Jul-14	02-Sep-14	8.00	17.00	\$6,642	\$0	\$6,642	\$0	4.00									
2553080		Proc Active Collimator Control Equipment (HaID)	03-Sep-13	02-Jul-14	41.00	0.00	\$0	\$15,624	\$15,624	\$0	4.40									
2553085		Support Control Active Collimator (HaID) FY13	03-Sep-13	30-Sep-13	4.00	0.29	\$843	\$0	\$843	\$0	4.00									
2553085a	14-001	Support Control Active Collimator (HaID) FY14	01-Oct-13	07-Jul-14	37.40	2.71	\$8,132	\$0	\$8,132	\$0	4.00									
2553090		Proc Hardware for Active Collimator Control (Accelerator Grp)	03-Sep-13	02-Jun-14	36.60	0.00	\$0	\$18,800	\$18,800	\$0	8.80									
2553095		Design Install Feedback System for Active Collimator (Accelerator Grp) FY13	03-Sep-13	30-Sep-13	4.00	2.24	\$4,618	\$0	\$4,618	\$0	8.80									
2553095a	14-001	Design Install Feedback System for Active Collimator (Accelerator Grp) FY14	01-Oct-13	02-Jun-14	32.60	18.26	\$38,832	\$0	\$38,832	\$0	8.80									
2553110		Manufacturing Drawings for Goniometer vacuum chamber	03-Sep-13	30-Sep-13	4.00	0.70	\$1,646	\$0	\$1,646	\$0	19.00									
2553125	14-001	Install mounting frame for low granularity PS detectors	21-Oct-13	20-Dec-13	8.60	3.65	\$7,025	\$0	\$7,115	\$90	31.00									
2553130	14-001	Manufacturing Drawings of cooling system for PS detector	04-Oct-13	12-Dec-13	9.60	7.99	\$19,032	\$0	\$19,032	\$0	27.40									
2553135	14-001	Procure cooling system for PS detector	12-Dec-13	24-Feb-14	8.80	0.00	\$0	\$5,779	\$5,779	\$0	27.40									
2553140		Manufacturing Drawings of Amorphous target insertion device (E-beam) FY13	03-Sep-13	30-Sep-13	4.00	0.75	\$1,672	\$0	\$1,672	\$0	23.40									
2553140a	14-001	Manufacturing Drawings of Amorphous target insertion device (E-beam) FY14	01-Oct-13	14-Nov-13	6.60	1.25	\$2,846	\$0	\$2,846	\$0	23.40									
2553145		Fab Amorphous insertion device (e-beam) (Previously Obligated)	03-Sep-13	11-Dec-13	14.00	0.00	\$0	\$15,066	\$15,066	\$0	23.40									
2553147		Fab Amorphous insertion device (e-beam)	03-Sep-13	11-Dec-13	14.00	0.00	\$0	\$4,344	\$4,344	\$0	23.40									
2553150	14-001	Manufacturing Drawings of polarimeter vacuum chamber	16-Dec-13	05-Mar-14	9.80	9.00	\$21,272	\$0	\$21,272	\$0	16.20									
2553155	14-001	Fab polarimeter vacuum chamber	18-Mar-14	24-Mar-14	1.00	0.00	\$0	\$6,088	\$6,088	\$0	16.20									
2553157	14-001	Install polarimeter	25-Mar-14	05-Jun-14	10.40	3.00	\$6,783	\$0	\$6,989	\$206	16.20									
2553160	14-001	Manufacturing Drawings of radiator holder	05-Dec-13	03-Feb-14	6.80	6.00	\$14,182	\$0	\$14,182	\$0	3.60									
2553165	14-001	Fab radiator holder	05-Feb-14	19-Mar-14	6.20	0.00	\$0	\$3,715	\$3,715	\$0	3.60									
2553170		Procure goniometer vacuum pump/instrumentation	03-Sep-13	16-Dec-13	14.60	0.00	\$0	\$5,238	\$5,238	\$0	30.80									

█ Primary Baseline   
 █ Remaining Work   
 ◆ Baseline Milestone  
█ Actual Work   
 █ Critical Remaining Work   
 ◆ Milestone



Activity ID	CR	Activity Name	Start	Finish	Original Duration	Budgeted Labor Units	Budgeted Labor Cost	Budgeted Material Cost	Budgeted Total Cost	Budgeted Nonlabor Cost	Total Float	B								
	14-001											FY2014	FY2015	FY2016	FY2017	FY2018	FY2019	FY2020	21	
2553175		Fab Tagger beamline components	03-Sep-13	30-Sep-13	4.00	0.90	\$1,651	\$0	\$1,651	\$0	52.60									
2553185	14-001	Manufacturing Drawings of Photon beamline to dump	26-Nov-13	07-Jan-14	4.20	7.00	\$17,168	\$0	\$17,168	\$0	26.60									
2553190	14-001	Fabricate photon beamline to dump	02-Dec-13	22-Jan-14	5.80	0.00	\$0	\$12,589	\$12,589	\$0	26.60									
2553195	14-001	Install photon beamline to dump	29-Jan-14	24-Mar-14	7.80	5.20	\$9,968	\$0	\$10,071	\$103	26.60									
2553200	14-001	Manufacturing Drawings of Total Absorption Counter	05-Feb-14	10-Mar-14	4.80	8.00	\$19,220	\$0	\$19,220	\$0	7.00									
2553205	14-001	Fabricate Total Absorption Counter Support	02-Apr-14	01-Jul-14	12.80	0.00	\$0	\$6,501	\$6,501	\$0	7.00									
2553210	14-001	Install Total Absorption Counter	02-Jul-14	11-Aug-14	5.60	4.70	\$10,569	\$0	\$10,672	\$103	7.00									
<b>1.5.6 INFRASTRUCTURE</b>			<b>03-Sep-13</b>	<b>01-Oct-14</b>	<b>53.80</b>	<b>819.12</b>	<b>\$1,932,364</b>	<b>\$285,395</b>	<b>\$2,333,890</b>	<b>\$116,131</b>	<b>99.80</b>									
<b>1.5.6.1 ASSEMBLY</b>			<b>05-Sep-13</b>	<b>25-Apr-14</b>	<b>31.40</b>	<b>24.20</b>	<b>\$50,372</b>	<b>\$13,953</b>	<b>\$64,934</b>	<b>\$608</b>	<b>12.80</b>									
2561040M		Delivery Complete for CDC (Assy)	01-Nov-13		0.00	0.00	\$0	\$0	\$0	\$0	12.60									
2561050M		Complete FDC (Assy)	01-Oct-13		0.00	0.00	\$0	\$0	\$0	\$0	0.20									
2561060M		Delivery Complete for TOF (Assy)	02-Dec-13		0.00	0.00	\$0	\$0	\$0	\$0	13.80									
2561110	14-001	Receive CDC for Storage (Assy)	24-Oct-13	27-Nov-13	5.00	5.00	\$11,659	\$2,741	\$14,400	\$0	12.60									
2561140	14-001	Receive FDC (Assy)	02-Oct-13	08-Oct-13	1.00	1.50	\$3,386	\$0	\$3,386	\$0	0.00									
2561145		Rail Mounting for FDC (Assy) FY13	05-Sep-13	30-Sep-13	3.60	2.93	\$5,562	\$0	\$5,899	\$338	0.00									
2561145a	14-001	Rail Mounting for FDC (Assy) FY14	01-Oct-13	18-Oct-13	2.80	2.28	\$4,464	\$0	\$4,735	\$271	0.00									
2561160	14-001	Receive TOF Detector Units (Assy)	02-Dec-13	13-Dec-13	2.00	1.50	\$3,386	\$0	\$3,386	\$0	13.80									
2561165	14-001	Mount TOF Counters onto Detector Frame (Assy)	03-Feb-14	25-Apr-14	12.00	11.00	\$21,915	\$11,213	\$33,127	\$0	12.80									
<b>1.5.6.2 INSTALLATION</b>			<b>03-Sep-13</b>	<b>01-Oct-14</b>	<b>53.80</b>	<b>794.92</b>	<b>\$1,881,992</b>	<b>\$271,441</b>	<b>\$2,268,956</b>	<b>\$115,523</b>	<b>99.80</b>									
2562000		Procured Labor (Bill Vulcan)	03-Sep-13	30-Sep-13	4.00	0.00	\$0	\$2,608	\$2,608	\$0	0.00									
2562005LOE		FY13 Work Coordinator (Installtn)	03-Sep-13	30-Sep-13	4.00	3.55	\$10,266	\$0	\$10,266	\$0	0.40									
2562006LOE	14-001	FY14 Work Coordinator (Installtn)	01-Oct-13	26-Sep-14	49.00	44.00	\$131,419	\$0	\$131,419	\$0	0.40									
2562013E		FY13 Travel (Installtn)	03-Sep-13	30-Sep-13	4.00	0.00	\$0	\$0	\$134	\$134	0.00									
2562014E	14-001	FY14 Travel (Installtn)	01-Oct-13	30-Sep-14	49.40	0.00	\$0	\$0	\$1,032	\$1,032	0.00									
2562035M		Assy of TOF (Installtn)	02-Dec-13		0.00	0.00	\$0	\$0	\$0	\$0	32.60									
2562045		Install Tagger Magnets & Chamber (Installtn) FY13	03-Sep-13	30-Sep-13	4.00	2.26	\$4,658	\$0	\$7,592	\$2,934	24.80									
2562045a	14-001	Install Tagger Magnets & Chamber (Installtn) FY14	01-Oct-13	15-Oct-13	2.20	1.25	\$2,644	\$0	\$4,309	\$1,665	24.80									
2562050		Install Tagger Pwr Supply (Installtn) FY13	03-Sep-13	30-Sep-13	4.00	4.52	\$8,609	\$0	\$9,965	\$1,356	8.80									
2562050a	14-001	Install Tagger Pwr Supply (Installtn) FY14	01-Oct-13	10-Oct-13	1.60	1.81	\$3,553	\$0	\$4,113	\$560	8.80									
2562060	14-001	Survey & Align tagger beamline (Installtn)	01-Nov-13	22-Nov-13	3.20	1.39	\$2,908	\$0	\$2,908	\$0	41.60									
2562061	14-001	Field Map Tagging Magnet (Installtn)	01-Oct-13	09-Jan-14	12.60	9.40	\$22,972	\$0	\$22,972	\$0	24.80									
2562063		Fab field map fixture tagging magnet	03-Sep-13	16-Oct-13	6.40	0.00	\$0	\$1,840	\$1,840	\$0	28.80									
2562065	14-001	Install Pwr for Tagger Electrnc's (Installtn)	09-Jan-14	06-Feb-14	4.00	3.70	\$7,225	\$0	\$7,225	\$0	23.20									
2562080	14-001	Install Hodoscope (Installtn)	02-Apr-14	15-Apr-14	2.00	11.70	\$25,574	\$0	\$28,979	\$3,405	13.40									
2562085		Racks - Install Tagger FY13	03-Sep-13	30-Sep-13	4.00	0.21	\$379	\$0	\$400	\$21	33.80									
2562085a	14-001	Racks - Install Tagger FY14	01-Oct-13	11-Oct-13	1.80	0.09	\$176	\$0	\$186	\$10	33.80									
2562090	14-001	Install Tagger Electrnc's (Installtn)	07-Jan-14	21-Jan-14	2.00	6.20	\$11,879	\$0	\$16,862	\$4,983	25.60									
2562091M		Tagger Ready For Beam (Installtn)		04-Sep-14	0.00	0.00	\$0	\$0	\$0	\$0	3.60									
2562095	14-001	Cables - Install on Trays Detector to Racks Tagger	17-Apr-14	30-Apr-14	2.00	2.00	\$3,759	\$0	\$3,759	\$0	13.40									
2562095a	14-001	Cables - Route and Connect on Detector Tagger	07-May-14	20-May-14	2.00	2.00	\$3,759	\$0	\$3,759	\$0	13.40									
2562095b	14-001	Cables - Route on Racks Tagger	21-May-14	28-May-14	1.00	1.00	\$1,880	\$0	\$1,880	\$0	13.40									
2562095c	14-001	Cables - Connect to Crate Electronics Tagger	29-May-14	11-Jun-14	2.00	2.00	\$4,885	\$0	\$4,885	\$0	13.40									
2562098	14-001	Install Tagger Quad Stand & Magnet (Installtn)	18-Oct-13	30-Jan-14	12.80	5.20	\$10,494	\$0	\$10,494	\$0	34.00									
2562099		Cables - Install on Trays Detector to Racks Pair Spectrometer	03-Sep-13	20-Sep-13	2.80	2.00	\$3,643	\$0	\$3,643	\$0	43.00									
2562099a	14-001	Cables - Route and Connect on Detector Pair Spectrometer	06-Jan-14	17-Jan-14	2.00	2.00	\$3,759	\$0	\$3,759	\$0	30.00									
2562099b	14-001	Cables - Route on Racks Pair Spectrometer	21-Jan-14	27-Jan-14	1.00	1.00	\$1,880	\$0	\$1,880	\$0	30.00									
2562099c	14-001	Cables - Connect to Crate Electronics Pair Spectrometer	28-Jan-14	10-Feb-14	2.00	2.00	\$4,885	\$0	\$4,885	\$0	30.00									
2562165	14-001	Install High Granularity Pair Spectrometer (Installtn)	29-Jan-14	18-Mar-14	7.00	5.60	\$12,370	\$0	\$12,680	\$310	27.40									
2562170	14-001	Install Photon Beam Profiler (Installtn)	26-Mar-14	28-Apr-14	4.80	5.10	\$12,461	\$0	\$12,564	\$103	21.60									
2562175	14-001	Install Hydrogen Target and Start Counter Inside Detector (Installtn)	02-Sep-14	15-Sep-14	2.00	14.70	\$28,152	\$0	\$34,344	\$6,191	2.20									
2562180	14-001	Install Photon BL Tag Hall (Installtn)	22-Oct-13	22-Nov-13	4.80	2.41	\$4,864	\$1,744	\$6,724	\$116	41.60									
2562181		Install Photon BL Colli. Cave (Installtn) - Procurement	03-Sep-13	20-Dec-13	15.40	0.00	\$0	\$1,751	\$1,751	\$0	38.00									
2562181a		Install Photon BL Colli. Cave (Installtn) - Labor/Expenses FY13	03-Sep-13	30-Sep-13	4.00	0.50	\$960	\$0	\$990	\$30	38.00									
2562181b	14-001	Install Photon BL Colli. Cave (Installtn) - Labor/Expenses FY14	01-Oct-13	20-Dec-13	11.40	1.42	\$2,823	\$0	\$2,911	\$89	38.00									
2562205	14-001	Install NIM and CAEN Crates in Counting Room (Installtn)	21-Nov-13	20-Dec-13	4.00	4.00	\$9,774	\$0	\$9,774	\$0	3.40									



█ Primary Baseline   
 █ Remaining Work   
 ◆ Baseline Milestone  
█ Actual Work   
 █ Critical Remaining Work   
 ◆ Milestone

Activity ID	CR	Activity Name	Start	Finish	Original Duration	Budgeted Labor Units	Budgeted Labor Cost	Budgeted Material Cost	Budgeted Total Cost	Budgeted Nonlabor Cost	Total Float	B	FY2014	FY2015	FY2016	FY2017	FY2018	FY2019	FY2020	21
2562206	14-001	Install Computers in Counting Room (Installtn) Part B	02-Jan-14	27-Jan-14	3.40	4.00	\$9,774	\$0	\$9,774	\$0	34.60									
2562210	14-001	Install Supprt Electrnc's in Counting Room (Installtn)	02-Jan-14	30-Jan-14	4.00	0.00	\$0	\$0	\$12,458	\$12,458	3.40									
2562214	14-001	Fab field map fixture for PS magnet	11-Oct-13	20-Dec-13	9.80	0.00	\$0	\$6,594	\$6,594	\$0	31.60									
2562216	14-001	Field Map PS magnet	02-Jan-14	17-Feb-14	6.40	5.20	\$12,249	\$0	\$12,249	\$0	31.60									
2562225		Mount Bcal in Solenoid (Installtn)	03-Sep-13	30-Sep-13	4.00	7.20	\$14,422	\$0	\$17,422	\$3,000	0.00									
2562230		Attach readout wedges to the BCAL modules in situ (Installtn) FY13	03-Sep-13	30-Sep-13	4.00	3.64	\$7,037	\$0	\$7,719	\$682	35.80									
2562230a	14-001	Attach readout wedges to the BCAL modules in situ (Installtn) FY14	01-Oct-13	20-Dec-13	11.40	10.38	\$20,695	\$0	\$22,700	\$2,005	35.80									
2562231	14-001	Manufacturing Drawings of BCAL Lateral support	03-Oct-13	30-Oct-13	4.00	2.20	\$5,337	\$0	\$5,337	\$0	32.00									
2562232	14-001	Fab BCAL lateral support	28-Oct-13	26-Nov-13	4.40	0.00	\$0	\$3,921	\$3,921	\$0	32.00									
2562233	14-001	Install BCAL lateral support	16-Dec-13	29-Jan-14	4.80	2.10	\$4,084	\$0	\$4,394	\$310	32.00									
2562235	14-001	Comp B-cal Assy (Installtn)	30-Jan-14	12-Feb-14	2.00	4.60	\$9,582	\$2,492	\$12,074	\$0	32.20									
2562245	14-001	Racks - Install Hall Lower Level Upstream (U1)	01-Oct-13	10-Oct-13	1.60	0.50	\$946	\$0	\$946	\$0	32.40									
2562246	14-001	Racks - Install Hall Lower Level Upstream South (US1)	21-Oct-13	21-Nov-13	4.80	1.90	\$3,583	\$0	\$3,583	\$0	39.80									
2562250		Install Pwr to Racks Upstream Platform (Installtn) - Procurement	09-Sep-13	26-Nov-13	11.40	0.00	\$0	\$20,645	\$20,645	\$0	32.40									
2562250a		Install Pwr to Racks Upstream Platform (Installtn) - Labor FY13	03-Sep-13	30-Sep-13	4.00	2.53	\$4,602	\$0	\$4,602	\$0	33.20									
2562250b	14-001	Install Pwr to Racks Upstream Platform (Installtn) - Labor FY14	01-Oct-13	20-Nov-13	7.40	4.67	\$8,785	\$0	\$8,785	\$0	33.20									
2562270	14-001	Install Supprt Electrnc's, Platform #1 (Installtn)	04-Nov-13	15-Jan-14	8.60	6.00	\$11,278	\$0	\$19,999	\$8,721	11.20									
2562275		Cables - Install on Trays Detector to Racks BCAL FY13	27-Sep-13	30-Sep-13	0.40	1.00	\$1,828	\$0	\$1,828	\$0	11.60									
2562275a	14-001	Cables - Route and Connect on Detector BCAL	28-Oct-13	06-Dec-13	5.60	8.00	\$15,090	\$0	\$15,090	\$0	12.60									
2562275b	14-001	Cables - Route on Racks BCAL	18-Nov-13	20-Dec-13	4.60	3.00	\$5,652	\$0	\$5,652	\$0	12.60									
2562275c	14-001	Cables - Connect to Crate Electronics BCAL	25-Nov-13	20-Dec-13	3.60	4.00	\$8,644	\$0	\$8,644	\$0	12.60									
2562275d	14-001	Cables - Install on Trays Detector to Racks BCAL FY14	01-Oct-13	30-Oct-13	4.40	11.00	\$20,748	\$0	\$20,748	\$0	11.60									
2562278	14-001	BCAL DAQ Control and Trigger set-up	05-Nov-13	14-Jan-14	8.20	9.00	\$27,065	\$0	\$27,065	\$0	12.60									
2562280	14-001	Technical Support for Bcal Testing (Installtn)	10-Jan-14	23-Apr-14	14.60	6.00	\$13,529	\$0	\$13,529	\$0	3.40									
2562281	14-001	Analyze BCAL Performance inside solenoid	15-Jan-14	01-Jul-14	23.60	8.00	\$24,058	\$0	\$24,058	\$0	12.60									
2562290	14-001	Cables - Install on Trays Detector to Racks CDC	05-Dec-13	12-Dec-13	1.20	5.00	\$9,424	\$0	\$9,424	\$0	26.80									
2562290a	14-001	Cables - Route and Connect on Detector CDC	09-Dec-13	15-Jan-14	4.00	8.00	\$15,076	\$0	\$15,076	\$0	26.80									
2562290b	14-001	Cables - Route on Racks CDC	13-Jan-14	22-Jan-14	1.40	2.00	\$3,759	\$0	\$3,759	\$0	26.80									
2562290c	14-001	Cables - Connect to Crate Electronics CDC	21-Jan-14	28-Jan-14	1.20	3.00	\$6,764	\$0	\$6,764	\$0	26.80									
2562300	14-001	Mounting CDC on cart align and insert into solenoid (Installtn)	23-Jan-14	10-Feb-14	2.60	7.00	\$16,552	\$0	\$16,552	\$0	6.80									
2562301	14-001	CDC mounting electronics and other connections in situ (Installtn)	11-Feb-14	03-Mar-14	3.00	6.00	\$14,653	\$0	\$14,653	\$0	6.80									
2562303	14-001	Install FDC/CDC Alignment Check System (Installtn)	10-Feb-14	21-Feb-14	2.00	5.00	\$10,558	\$0	\$10,558	\$0	10.20									
2562330		Racks - Install Hall Upper Level Upstream (U2)	03-Sep-13	30-Sep-13	4.00	2.10	\$3,934	\$0	\$3,994	\$60	35.80									
2562335		Install Pwr to Racks Platform #2 (Installtn) - Procurement	03-Sep-13	20-Dec-13	15.40	0.00	\$0	\$29,338	\$29,338	\$0	38.00									
2562335a		Install Pwr to Racks Platform #2 (Installtn) - Labor FY13	03-Sep-13	30-Sep-13	4.00	1.09	\$2,052	\$0	\$2,052	\$0	38.00									
2562335b	14-001	Install Pwr to Racks Platform #2 (Installtn) - Labor FY14	01-Oct-13	20-Dec-13	11.40	3.12	\$6,035	\$0	\$6,035	\$0	38.00									
2562355		Install Supprt Electrnc's Platform #2 (Installtn) - Procurement	03-Sep-13	04-Nov-13	9.00	0.00	\$0	\$8,451	\$8,451	\$0	44.40									
2562355a		Install Supprt Electrnc's Platform #2 (Installtn) - Labor FY13	03-Sep-13	30-Sep-13	4.00	2.67	\$4,892	\$0	\$4,892	\$0	44.40									
2562355b	14-001	Install Supprt Electrnc's Platform #2 (Installtn) - Labor FY14	01-Oct-13	04-Nov-13	5.00	3.33	\$6,310	\$0	\$6,310	\$0	44.40									
2562360	14-001	Install FDC on Platform (Installtn)	07-Oct-13	14-Oct-13	1.20	3.60	\$7,470	\$3,738	\$11,208	\$0	0.00									
2562365	14-001	Alignment of FDC (Installtn)	15-Oct-13	23-Oct-13	1.40	4.00	\$8,665	\$0	\$8,665	\$0	0.00									
2562370	14-001	Cables - Install on Trays Detector to Racks FDC	04-Nov-13	03-Dec-13	4.00	7.00	\$13,210	\$0	\$13,210	\$0	0.00									
2562370a	14-001	Cables - Route and Connect on Detector FDC	04-Nov-13	13-Dec-13	5.60	6.00	\$11,278	\$0	\$11,278	\$0	0.60									
2562370b	14-001	Cables - Route on Racks FDC	09-Dec-13	07-Jan-14	2.80	6.00	\$11,317	\$0	\$11,317	\$0	0.60									
2562370c	14-001	Cables - Connect to Crate Electronics FDC	09-Dec-13	25-Feb-14	9.60	3.00	\$6,764	\$0	\$6,764	\$0	0.60									
2562380	14-001	Insertion of FDC (Installtn)	13-Jan-14	22-Jan-14	1.40	8.20	\$17,905	\$12,458	\$30,363	\$0	0.00									
2562385	14-001	Cooling Sys Checks for FDC (Installtn)	23-Jan-14	03-Feb-14	1.60	2.40	\$4,980	\$0	\$4,980	\$0	0.00									
2562392		Procure final hardware for Drift Chamber gas systems (Previously Obligated)	03-Sep-13	11-Oct-13	5.80	0.00	\$0	\$26,348	\$26,348	\$0	9.40									
2562392a		Procure final hardware for Drift Chamber gas systems	03-Sep-13	11-Oct-13	5.80	0.00	\$0	\$26,852	\$26,852	\$0	9.40									
2562393	14-001	Install/test gas systems	01-Nov-13	28-Jan-14	10.40	31.68	\$65,283	\$0	\$65,828	\$545	0.80									
2562405		Install Pwr to FCAL/TOF Racks (Installtn)	03-Sep-13	18-Dec-13	15.00	0.00	\$0	\$19,559	\$19,559	\$0	0.00									
2562420	14-001	Install Supprt Electrnc's FCAL/TOF Racks (Installtn)	03-Feb-14	31-Mar-14	8.20	6.00	\$11,278	\$0	\$23,736	\$12,458	25.60									
2562435		Engineering Support for Detector Installation 2013 (Installtn)	03-Sep-13	30-Sep-13	4.00	1.66	\$3,953	\$0	\$3,953	\$0	25.80									
2562440		Engineering Support for Tagger Installation 2013 (Installtn)	03-Sep-13	30-Sep-13	4.00	0.94	\$1,990	\$0	\$1,990	\$0	46.20									
2562445		Engineering Support for Installation 2013 (Installtn)	03-Sep-13	30-Sep-13	4.00	3.39	\$8,123	\$0	\$8,123	\$0	3.80									

■ Primary Baseline   
 ■ Remaining Work   
 ◆ Baseline Milestone  
■ Actual Work   
 ■ Critical Remaining Work   
 ◆ Milestone



Activity ID	CR	Activity Name	Start	Finish	Original Duration	Budgeted Labor Units	Budgeted Labor Cost	Budgeted Material Cost	Budgeted Total Cost	Budgeted Nonlabor Cost	Total Float	FY2014	FY2015	FY2016	FY2017	FY2018	FY2019	FY2020	21
2562445a	14-001	Engineering Support for Installation 2014 (Installtn)	01-Oct-13	03-Sep-14	45.60	38.61	\$95,563	\$0	\$95,563	\$0	3.80								
2562450	14-001	Install TOF Sys (Installtn)	08-Apr-14	30-Apr-14	3.40	6.10	\$12,016	\$0	\$13,254	\$1,238	12.80								
2562455	14-001	Cables - Install on Trays Detector to Racks TOF	01-May-14	07-May-14	1.00	4.00	\$7,518	\$0	\$7,518	\$0	12.80								
2562455a	14-001	Cables - Route and Connect on Detector TOF	15-May-14	21-May-14	1.00	4.00	\$7,518	\$0	\$7,518	\$0	12.80								
2562455b	14-001	Cables - Route on Racks TOF	22-May-14	29-May-14	1.00	2.00	\$3,759	\$0	\$3,759	\$0	12.80								
2562455c	14-001	Cables - Connect to Crate Electronics TOF	30-May-14	02-Jun-14	0.40	2.00	\$4,885	\$0	\$4,885	\$0	12.80								
2562460	14-001	Test TOF Sys (Installtn)	08-May-14	05-Jun-14	4.00	10.00	\$21,047	\$0	\$21,047	\$0	16.20								
2562466		Install Dark Room for Fcal (Installtn)	03-Sep-13	30-Sep-13	4.00	1.53	\$3,376	\$0	\$4,226	\$850	15.80								
2562475		Cables - Install on Trays Detector to Racks FCAL FY13 (FY14 @ 2562475d)	03-Sep-13	30-Sep-13	4.00	3.69	\$6,749	\$0	\$6,749	\$0	15.80								
2562475a		Cables - Route and Connect on Detector FCAL FY13	03-Sep-13	30-Sep-13	4.00	0.82	\$1,500	\$0	\$1,500	\$0	16.60								
2562475aa	14-001	Cables - Route and Connect on Detector FCAL FY14	01-Oct-13	25-Oct-13	3.80	0.78	\$1,470	\$0	\$1,470	\$0	16.60								
2562475b		Cables - Route on Racks FCAL FY13	03-Sep-13	30-Sep-13	4.00	0.52	\$950	\$0	\$950	\$0	16.60								
2562475ba	14-001	Cables - Route on Racks FCAL FY14	01-Oct-13	05-Nov-13	5.20	0.68	\$1,275	\$0	\$1,275	\$0	16.60								
2562475c		Cables - Connect to Crate Electronics FCAL FY13	03-Sep-13	30-Sep-13	4.00	0.39	\$846	\$0	\$846	\$0	16.60								
2562475ca	14-001	Cables - Connect to Crate Electronics FCAL FY14	01-Oct-13	27-Nov-13	8.40	0.81	\$1,833	\$0	\$1,833	\$0	16.60								
2562475d	14-001	Cables - Install on Trays Detector to Racks FCAL FY14 (FY13 @ 2562475)	01-Oct-13	08-Oct-13	1.20	1.11	\$2,089	\$0	\$2,089	\$0	15.80								
2562478		FCAL DAQ and Trigger_Setup FY13	03-Sep-13	30-Sep-13	4.00	1.71	\$4,426	\$0	\$4,426	\$0	16.60								
2562478a	14-001	FCAL DAQ and Trigger_Setup FY14	01-Oct-13	27-Feb-14	19.40	8.29	\$22,149	\$0	\$22,149	\$0	16.60								
2562480		Install Pulsing Sys for Fcal (Installtn) FY13	03-Sep-13	30-Sep-13	4.00	0.35	\$764	\$0	\$2,136	\$1,372	15.80								
2562480a	14-001	Install Pulsing Sys for Fcal (Installtn) FY14	01-Oct-13	17-Mar-14	21.80	1.90	\$4,297	\$0	\$12,013	\$7,716	15.80								
2562482		Test and analyze FCAL detector FY13	03-Sep-13	30-Sep-13	4.00	0.76	\$2,217	\$0	\$2,217	\$0	16.60								
2562482a	14-001	Test and analyze FCAL detector FY14	01-Oct-13	03-Jun-14	32.80	6.24	\$18,763	\$0	\$18,763	\$0	16.60								
2562485	14-001	Install Start Counter Onto LH Target (Installtn)	19-Aug-14	02-Sep-14	2.00	6.90	\$17,846	\$0	\$17,846	\$0	2.20								
2562490	14-001	Cables - Install on Trays Detector to Racks Start Counter	18-Aug-14	19-Aug-14	0.40	2.00	\$3,759	\$0	\$3,759	\$0	3.80								
2562490a	14-001	Cables - Route and Connect on Detector Start Counter	20-Aug-14	21-Aug-14	0.40	2.00	\$3,759	\$0	\$3,759	\$0	8.20								
2562490b	14-001	Cables - Route on Racks Start Counter	22-Aug-14	25-Aug-14	0.40	1.00	\$1,880	\$0	\$1,880	\$0	8.20								
2562490c	14-001	Cables - Connect to Crate Electronics Start Counter	26-Aug-14	27-Aug-14	0.40	2.00	\$4,885	\$0	\$4,885	\$0	8.20								
2562495	14-001	Test Start Counter (Installtn)	20-Aug-14	03-Sep-14	2.00	5.20	\$9,999	\$0	\$9,999	\$0	3.80								
2562505	14-001	Install Trigger Electrc's (Installtn)	07-Jan-14	04-Feb-14	4.00	5.00	\$9,398	\$0	\$9,398	\$0	25.60								
2562510	14-001	Check-out Trigger Electrc's (Installtn)	10-Jul-14	03-Sep-14	7.80	3.00	\$7,327	\$0	\$7,327	\$0	3.80								
2562515	14-001	Crates - Loaded (VME64x VXS HV LV) Install Hall Tagger	22-Apr-14	28-Apr-14	1.00	2.00	\$3,759	\$0	\$3,759	\$0	19.60								
2562520	14-001	Crates - Loaded (VME64x VXS HV LV) Install Hall Pair Spectrometer	11-Feb-14	17-Feb-14	1.00	2.00	\$3,759	\$0	\$3,759	\$0	29.20								
2562525	14-001	Crates - Loaded (VME64x VXS HV LV) Install Hal Start Counter	18-Feb-14	24-Feb-14	1.00	2.00	\$3,759	\$0	\$3,759	\$0	29.20								
2562530	14-001	Crates - Loaded (VME64x VXS HV LV) Install Hall CDC	02-Jan-14	07-Feb-14	5.20	4.00	\$7,518	\$0	\$7,518	\$0	25.20								
2562535	14-001	Crates - Loaded (VME64x VXS HV LV) Install Hall FDC	02-Dec-13	20-Feb-14	10.00	8.00	\$15,037	\$0	\$15,037	\$0	16.00								
2562540	14-001	Crates - Loaded (VME64x VXS HV LV) Install Hall BCAL	16-Jan-14	30-Jan-14	2.00	8.00	\$15,037	\$0	\$15,037	\$0	16.00								
2562545	14-001	Crates - Loaded (VME64x VXS HV LV) Install Hall TOF	31-Jan-14	06-Feb-14	1.00	2.00	\$3,759	\$0	\$3,759	\$0	29.00								
2562595a		Installation work space infrastructure (TW's Doublewide)	03-Sep-13	30-Sep-14	53.40	0.00	\$0	\$5,800	\$5,800	\$0	0.00								
2562610LOE		Electrical power engineer support 2013	03-Sep-13	30-Sep-13	4.00	3.55	\$10,332	\$0	\$10,332	\$0	49.00								
2562615LOE	14-001	Electrical power engineer support 2014	01-Oct-13	30-Sep-14	49.40	22.00	\$66,114	\$0	\$66,114	\$0	49.00								
2562620a		Procure Electrical Power cable/conduit Part B FY13	03-Sep-13	30-Sep-13	4.00	0.00	\$0	\$0	\$24,064	\$24,064	46.00								
2562620aa	14-001	Procure Electrical Power cable/conduit Part B FY14	01-Oct-13	04-Oct-13	0.80	0.00	\$0	\$0	\$4,966	\$4,966	46.00								
2562625	14-001	Install Electrical Dirty Power cable/conduit from Panels	04-Nov-13	20-Feb-14	13.60	7.95	\$15,376	\$0	\$15,376	\$0	31.00								
2562626		Install Transformers and Panels in Hall D	03-Sep-13	27-Nov-13	12.40	0.00	\$0	\$43,349	\$43,349	\$0	32.00								
2562630	14-001	Install nitrogen lines in hall D	11-Apr-14	16-May-14	5.20	7.23	\$13,685	\$0	\$13,685	\$0	18.80								
2562635	14-001	Install air lines in hall D	07-Jan-14	11-Mar-14	9.00	7.33	\$13,984	\$0	\$13,984	\$0	28.40								
2562636	14-001	Manufacture Drawing Inst Air Sys	15-Nov-13	02-Jan-14	5.00	10.00	\$24,259	\$0	\$24,259	\$0	31.80								
2562637	14-001	Procure Inst Air Sys	03-Jan-14	14-Feb-14	6.00	0.00	\$0	\$0	\$4,747	\$4,747	31.80								
2562640		Procure cable trays and hardware	03-Sep-13	30-Sep-13	4.00	0.00	\$0	\$1,238	\$1,238	\$0	24.80								
2562645		Install cable trays and hardware FY13	03-Sep-13	30-Sep-13	4.00	0.71	\$1,294	\$0	\$1,294	\$0	24.80								
2562645a	14-001	Install cable trays and hardware FY14	01-Oct-13	15-Nov-13	6.80	1.20	\$2,269	\$0	\$2,269	\$0	24.80								
2562685		Fiducialize and survey equipment (2013)	03-Sep-13	30-Sep-13	4.00	0.89	\$1,787	\$0	\$2,236	\$449	49.40								
2562690		Manufacturing Drawings of cooling system for FCAL dark room FY13	03-Sep-13	30-Sep-13	4.00	0.32	\$731	\$0	\$731	\$0	38.00								
2562690a	14-001	Manufacturing Drawings of cooling system for FCAL dark room FY14	01-Oct-13	22-Oct-13	3.20	0.26	\$604	\$0	\$604	\$0	38.00								
2562700	14-001	Install Cooling system for FCAL dark room	23-Oct-13	20-Nov-13	4.20	3.20	\$6,276	\$0	\$6,276	\$0	38.00								

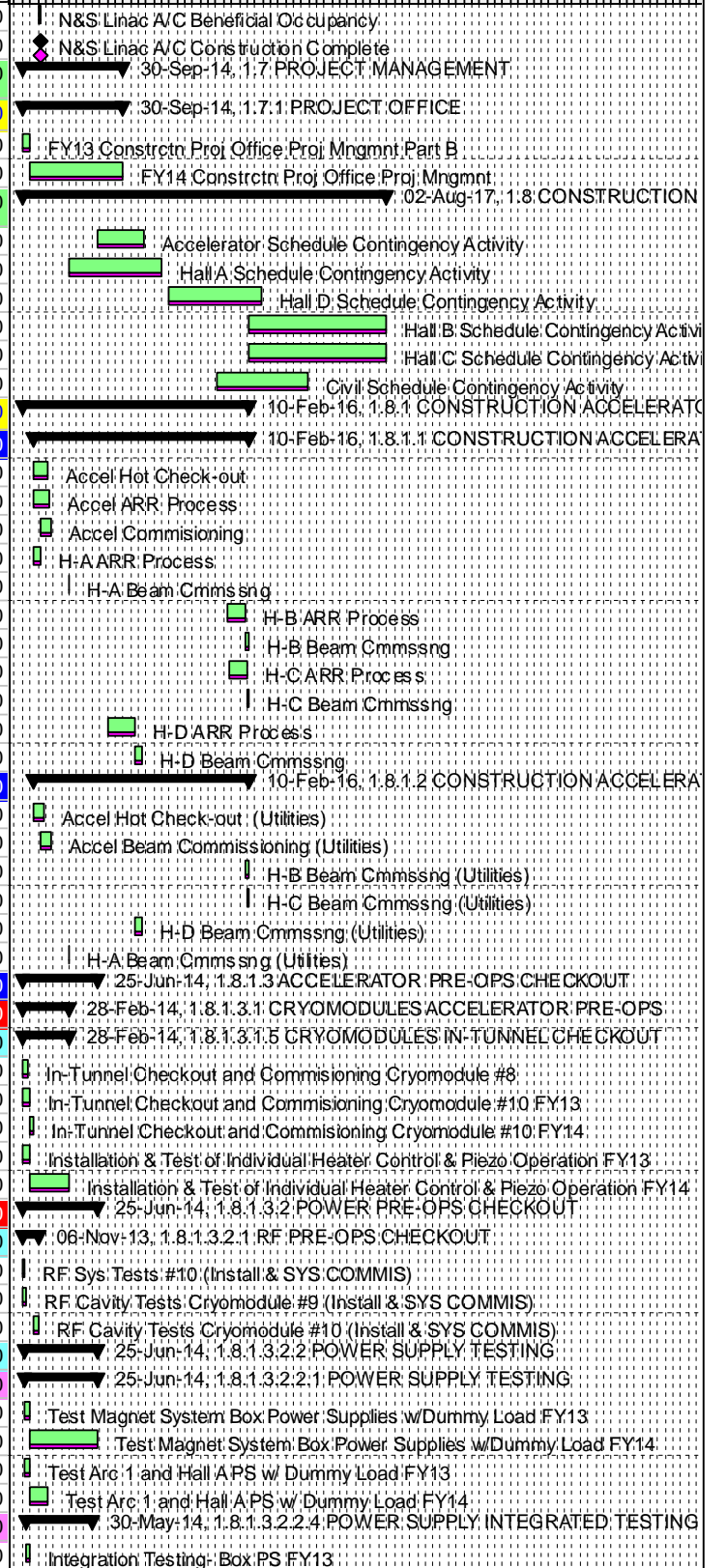
■ Primary Baseline   
 ■ Remaining Work   
 ◆ Baseline Milestone  
■ Actual Work   
 ■ Critical Remaining Work   
 ◆ Milestone

Activity ID	CR	Activity Name	Start	Finish	Original Duration	Budgeted Labor Units	Budgeted Labor Cost	Budgeted Material Cost	Budgeted Total Cost	Budgeted Nonlabor Cost	Total Float	B	FY2014	FY2015	FY2016	FY2017	FY2018	FY2019	FY2020	21	
2562705		Manufacturing Drawings of Chilled water system for Hall D	03-Sep-13	18-Sep-13	2.40	3.40	\$8,301	\$0	\$8,301	\$0	26.80										
2562710	14-001	Procure Chilled water components	03-Oct-13	18-Nov-13	6.60	0.00	\$0	\$10,113	\$10,113	\$0	24.80										
2562715	14-001	Install Chilled water sytem Hall D	24-Oct-13	09-Jan-14	9.20	7.60	\$14,636	\$0	\$14,636	\$0	24.80										
2562730		Install Upstream cable trays (FDC/CDC/SC) FY13	03-Sep-13	30-Sep-13	4.00	2.48	\$4,747	\$0	\$4,747	\$0	11.20										
2562730a	14-001	Install Upstream cable trays (FDC/CDC/SC) FY14	01-Oct-13	11-Oct-13	1.80	1.12	\$2,204	\$0	\$2,204	\$0	11.20										
2562740	14-001	Manufacturing Drawings of dry air cooling upstream racks/drift chambers	04-Oct-13	14-Nov-13	6.00	9.70	\$24,578	\$0	\$24,578	\$0	28.60										
2562745	14-001	Fabricate dry air cooling system up racks/drift chambers	22-Oct-13	02-Dec-13	5.60	0.00	\$0	\$8,307	\$8,307	\$0	28.60										
2562750	14-001	Install dry air cooling system up racks/drift chamber	17-Dec-13	11-Feb-14	6.40	7.40	\$14,663	\$0	\$14,663	\$0	24.80										
2562770	14-001	Manufacturing Drawings of fixture for commissioning target	18-Oct-13	13-Jan-14	10.40	10.00	\$24,259	\$0	\$24,259	\$0	25.60										
2562775	14-001	Fab Fixture for commissioning target	05-Dec-13	21-Feb-14	9.60	0.00	\$0	\$8,255	\$8,255	\$0	25.60										
2562780	14-001	Install Commissioning target with Start Counter	03-Mar-14	31-Mar-14	4.20	4.50	\$10,183	\$0	\$10,183	\$0	25.60										
2562785		Materials for install 2013 (Previously Obligated)	03-Sep-13	30-Sep-13	4.00	0.00	\$0	\$3,757	\$3,757	\$0	149.40										
2562790		Materials for install 2013	03-Sep-13	30-Sep-13	4.00	0.00	\$0	\$2,953	\$2,953	\$0	149.40										
2562805		Manufacturing Drawings of N2 purge system FY13	05-Sep-13	30-Sep-13	3.60	3.53	\$8,297	\$0	\$8,297	\$0	18.80										
2562805a	14-001	Manufacturing Drawings of N2 purge system FY14	01-Oct-13	14-Nov-13	6.60	6.47	\$15,697	\$0	\$15,697	\$0	18.80										
2562810	14-001	Procure N2 purge system	15-Oct-13	10-Jan-14	10.80	0.00	\$0	\$5,572	\$5,572	\$0	18.80										
2562830		Install BCAL cooling manifold FY13	03-Sep-13	30-Sep-13	4.00	2.05	\$3,867	\$0	\$3,867	\$0	5.80										
2562830a	14-001	Install BCAL cooling manifold FY14	01-Oct-13	28-Oct-13	4.00	2.05	\$3,990	\$0	\$3,990	\$0	5.80										
2562835	14-001	Install PS shielding	04-Oct-13	15-Nov-13	6.20	2.60	\$5,047	\$0	\$5,047	\$0	42.60										
2562840	14-001	Install dirty power cable/conduit tagger	04-Nov-13	20-Dec-13	6.60	2.85	\$5,394	\$0	\$7,159	\$1,765	30.80										
2562845		Install Power cable/conduit tagger	02-Jan-14	18-Feb-14	6.60	0.00	\$0	\$0	\$0	\$0	30.80										
2562850	14-001	Procure UPS system for critical controls	16-Oct-13	31-Jan-14	13.40	0.00	\$0	\$4,747	\$4,747	\$0	33.00										
2562855	14-001	Install UPS system for critical controls	04-Dec-13	06-Feb-14	7.60	5.00	\$9,464	\$0	\$9,464	\$0	33.00										
2562860	14-001	Install Electron beamline to dump	08-Jan-14	20-Feb-14	6.20	3.90	\$7,617	\$0	\$7,823	\$206	31.00										
2562865		Procure lighting fixture under US platform	03-Sep-13	04-Oct-13	4.80	0.00	\$0	\$550	\$550	\$0	24.80										
2562870	14-001	Install lighting fixtures under US platform	12-Nov-13	16-Dec-13	4.60	2.20	\$4,164	\$0	\$4,164	\$0	24.80										
2562875	14-001	Develop flammable gas detection system in solenoid	01-Nov-13	17-Jan-14	9.20	7.70	\$19,446	\$0	\$19,446	\$0	19.80										
2562880	14-001	Procure flammable gas detection system	05-Nov-13	31-Jan-14	10.60	0.00	\$0	\$8,462	\$8,462	\$0	19.80										
2562885	14-001	Install flammable gas detection system	10-Mar-14	09-May-14	9.00	5.00	\$11,777	\$0	\$11,777	\$0	19.80										
2562890	14-001	Detector Readout Electronics Support Documentation and OSP	01-Oct-13	01-Oct-14	49.60	45.00	\$140,723	\$0	\$140,723	\$0	2.00										
2562895		Preparing OSP ESAD documentation Rediness Review for April 14 Beam Run FY13	03-Sep-13	30-Sep-13	4.00	4.03	\$11,643	\$0	\$11,916	\$274	19.40										
2562895a	14-001	Preparing OSP ESAD documentation Rediness Review for April 14 Beam Run FY14	01-Oct-13	13-May-14	30.00	30.22	\$90,102	\$0	\$92,218	\$2,117	19.40										
2562900	14-001	Preparing OSP ESAD documentation Rediness Review for October 14 Beam Run	06-May-14	16-Sep-14	18.60	30.00	\$104,168	\$0	\$106,747	\$2,580	2.00										
<b>1.6 CONVENTIONAL FACILITIES</b>			03-Sep-13	02-Oct-15	103.40	70.23	\$169,394	\$1,879,193	\$2,048,587	\$0	11.20										
<b>1.6.1 ACCELERATOR</b>			03-Sep-13	02-Oct-15	103.40	70.23	\$169,394	\$1,879,193	\$2,048,587	\$0	11.20										
<b>1.6.1.1 BUILDINGS</b>			03-Sep-13	02-Oct-15	103.40	70.23	\$169,394	\$1,879,193	\$2,048,587	\$0	11.20										
<b>1.6.1.1.2 NORTH &amp; SOUTH ACCESS BUILDING UTILITIES</b>			01-Oct-14	02-Oct-15	49.80	22.00	\$51,228	\$399,307	\$450,535	\$0	11.20										
26112011	14-001	Redundant Cooling Towers Award Contract	01-Oct-14	06-Jan-15	12.00	2.00	\$5,974	\$0	\$5,974	\$0	11.20										
26112012	14-001	Redundant Cooling Towers	07-Jan-15	02-Oct-15	37.60	0.00	\$0	\$399,307	\$399,307	\$0	11.20										
26112013	14-001	Redundant Cooling Towers Construction Management	07-Jan-15	01-Oct-15	37.40	20.00	\$45,254	\$0	\$45,254	\$0	11.40										
26112030M		N&S Access LCW Upgrades Constr Comp		02-Oct-15	0.00	0.00	\$0	\$0	\$0	\$0	11.20										
<b>1.6.1.1.4 TUNNEL AIR CONDITIONING</b>			01-Oct-14	04-Aug-15	41.40	38.00	\$93,048	\$1,427,253	\$1,520,300	\$0	19.60										
26114000M		Tunnel A/C Begin Constr	01-Oct-14		0.00	0.00	\$0	\$0	\$0	\$0	19.60										
26114005	14-001	Tunnel A/C Award Contract	01-Oct-14	13-Jan-15	13.00	2.00	\$5,974	\$0	\$5,974	\$0	19.60										
26114010	14-001	Tunnel A/C Constrctn Contract Progress	14-Jan-15	21-Jul-15	26.20	0.00	\$0	\$1,411,829	\$1,411,829	\$0	19.60										
26114015	14-001	Tunnel A/C Bldng Cmmssng	22-Jul-15	28-Jul-15	1.00	0.00	\$0	\$15,424	\$15,424	\$0	19.60										
26114020	14-001	Tunnel A/C Constrctn Mngmnt	14-Jan-15	03-Aug-15	28.00	34.00	\$81,100	\$0	\$81,100	\$0	19.80										
26114025	14-001	Tunnel A/C Beneficial Occupancy	29-Jul-15	04-Aug-15	1.00	2.00	\$5,974	\$0	\$5,974	\$0	19.60										
26114030M		Tunnel A/C Constr Comp		04-Aug-15	0.00	0.00	\$0	\$0	\$0	\$0	19.60										
<b>1.6.1.1.5. N&amp;S LINAC SERVICE BUILDING AIR CONDITIONING</b>			03-Sep-13	07-Nov-13	9.60	10.23	\$25,119	\$52,634	\$77,753	\$0	105.00										
26115025		N&S Linac A/C Construction Contract Progress	03-Sep-13	24-Oct-13	7.60	0.00	\$0	\$52,634	\$52,634	\$0	104.60										
26115030		N&S Linac A/C Construction Management FY13	03-Sep-13	30-Sep-13	4.00	3.43	\$7,831	\$0	\$7,831	\$0	104.60										
26115030a	14-001	N&S Linac A/C Construction Management FY14	01-Oct-13	07-Nov-13	5.60	4.80	\$11,313	\$0	\$11,313	\$0	104.60										
26115035	14-001	N&S Linac A/C Building Commissioning	25-Oct-13	31-Oct-13	1.00	1.00	\$2,987	\$0	\$2,987	\$0	104.60										

■ Primary Baseline    ■ Remaining Work    ◆ Baseline Milestone  
■ Actual Work    ■ Critical Remaining Work    ◆ Milestone

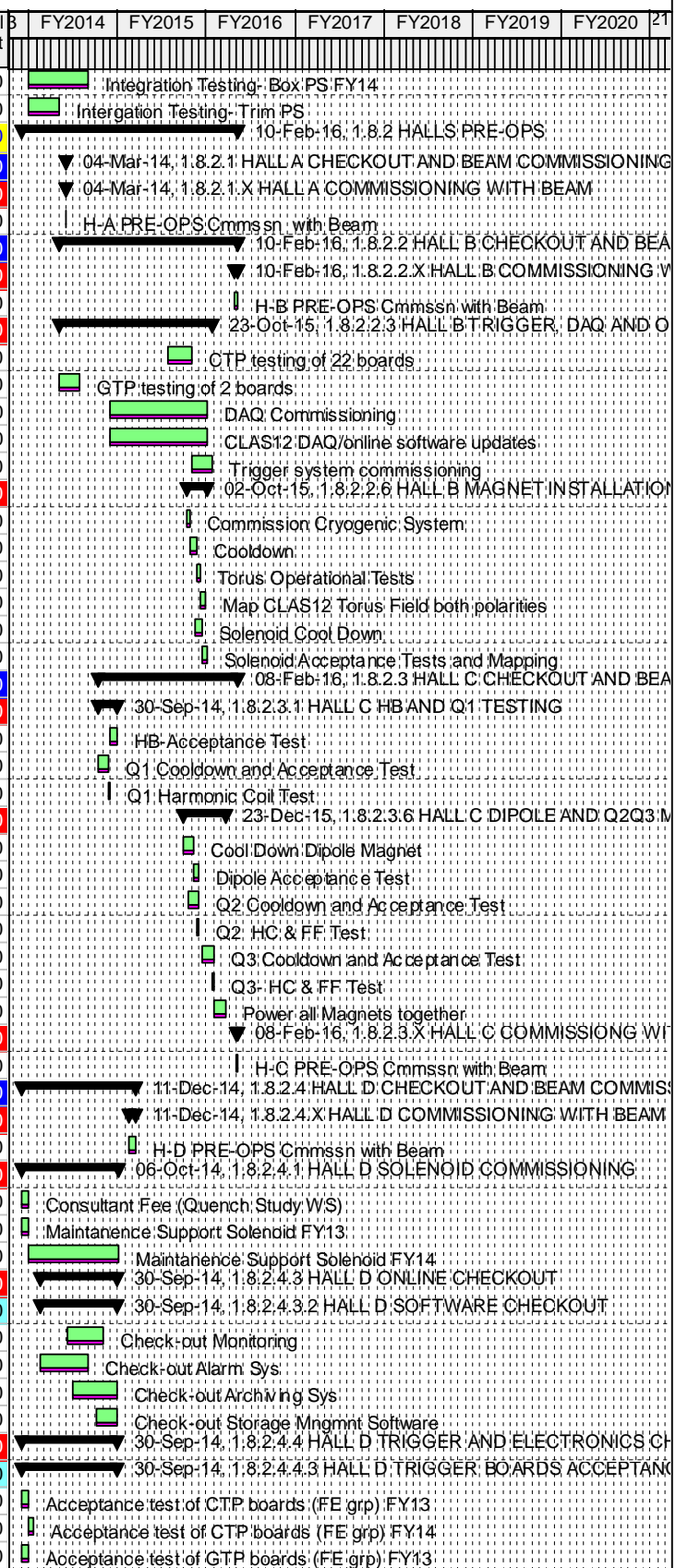


Activity ID	CR	Activity Name	Start	Finish	Original Duration	Budgeted Labor Units	Budgeted Labor Cost	Budgeted Material Cost	Budgeted Total Cost	Budgeted Nonlabor Cost	Total Float	B	FY2014	FY2015	FY2016	FY2017	FY2018	FY2019	FY2020	Z1
26115040	14-001	N&S Linac A/C Beneficial Occupancy	01-Nov-13	07-Nov-13	1.00	1.00	\$2,987	\$0	\$2,987	\$0	104.60									
26115045M		N&S Linac A/C Construction Complete		07-Nov-13	0.00	0.00	\$0	\$0	\$0	\$0	104.60									
<b>1.7 PROJECT MANAGEMENT</b>			03-Sep-13	30-Sep-14	53.60	242.53	\$976,978	\$1,280	\$999,897	\$21,639	62.40									
<b>1.7.1 PROJECT OFFICE</b>			03-Sep-13	30-Sep-14	53.60	242.53	\$976,978	\$1,280	\$999,897	\$21,639	62.40									
271913LOEB		FY13 Constrctn Proj Office Proj Mngmnt Part B	03-Sep-13	30-Sep-13	4.00	17.60	\$67,397	\$1,280	\$69,025	\$348	62.20									
271914LOE	14-001	FY14 Constrctn Proj Office Proj Mngmnt	01-Oct-13	30-Sep-14	49.40	224.94	\$909,580	\$0	\$930,872	\$21,292	62.20									
<b>1.8 CONSTRUCTION PRE-OPS</b>			03-Sep-13	02-Aug-17	193.80	2302.78	\$6,786,680	\$2,107,740	\$9,110,482	\$216,062	8.20									
28000		Accelerator Schedule Contingency Activity	26-Jun-14	23-Dec-14	25.00	0.00	\$0	\$0	\$0	\$0	0.00									
28005		Hall A Schedule Contingency Activity	06-Mar-14	03-Mar-15	49.00	0.00	\$0	\$0	\$0	\$0	128.60									
28010		Hall D Schedule Contingency Activity	02-Apr-15	29-Mar-16	49.00	0.00	\$0	\$0	\$0	\$0	75.40									
28015		Hall B Schedule Contingency Activity	11-Feb-16	02-Aug-17	74.00	0.00	\$0	\$0	\$0	\$0	8.20									
28020		Hall C Schedule Contingency Activity	09-Feb-16	31-Jul-17	74.00	0.00	\$0	\$0	\$0	\$0	8.60									
28025		Civil Schedule Contingency Activity	05-Oct-15	28-Sep-16	49.00	0.00	\$0	\$0	\$0	\$0	49.80									
<b>1.8.1 CONSTRUCTION ACCELERATOR PRE-OPS</b>			03-Sep-13	10-Feb-16	120.00	651.58	\$1,494,258	\$2,107,140	\$3,613,584	\$12,186	7.00									
<b>1.8.1.1 CONSTRUCTION ACCELERATOR PRE-OPS BEAM COMMISIONING</b>			11-Oct-13	10-Feb-16	114.40	431.60	\$966,034	\$0	\$966,034	\$0	7.00									
2811000	14-001	Accel Hot Check-out	15-Oct-13	09-Dec-13	7.60	77.20	\$169,657	\$0	\$169,657	\$0	0.00									
2811001		Accel ARR Process	11-Oct-13	13-Dec-13	8.80	0.00	\$0	\$0	\$0	\$0	0.00									
2811005	14-001	Accel Commisioning	14-Nov-13	20-Dec-13	5.00	188.00	\$435,041	\$0	\$435,041	\$0	0.00									
2811019		H-A ARR Process	14-Oct-13	08-Nov-13	4.00	0.00	\$0	\$0	\$0	\$0	17.40									
2811020	14-001	H-A Beam Cmmsng	03-Mar-14	05-Mar-14	0.60	12.80	\$27,795	\$0	\$27,795	\$0	3.60									
2811034		H-B ARR Process	19-Nov-15	27-Jan-16	8.00	0.00	\$0	\$0	\$0	\$0	7.20									
2811035	14-001	H-B Beam Cmmsng	28-Jan-16	10-Feb-16	2.00	51.20	\$111,180	\$0	\$111,180	\$0	7.20									
2811049		H-C ARR Process	24-Nov-15	01-Feb-16	8.00	0.00	\$0	\$0	\$0	\$0	7.60									
2811050	14-001	H-C Beam Cmmsng	02-Feb-16	08-Feb-16	1.00	25.60	\$55,590	\$0	\$55,590	\$0	7.60									
2811064		H-D ARR Process	05-Aug-14	18-Nov-14	15.00	0.00	\$0	\$0	\$0	\$0	1.60									
2811065	14-001	H-D Beam Cmmsng	19-Nov-14	11-Dec-14	3.00	76.80	\$166,770	\$0	\$166,770	\$0	1.60									
<b>1.8.1.2 CONSTRUCTION ACCELERATOR PRE-OPS UTILITIES</b>			15-Oct-13	10-Feb-16	114.00	85.10	\$229,035	\$2,107,140	\$2,336,175	\$0	7.00									
2812000	14-001	Accel Hot Check-out (Utilities)	15-Oct-13	27-Nov-13	6.40	12.80	\$37,318	\$198,125	\$235,442	\$0	3.60									
2812005	14-001	Accel Beam Commissioning (Utilities)	14-Nov-13	20-Dec-13	5.00	32.10	\$93,586	\$609,853	\$703,439	\$0	0.00									
2812020	14-001	H-B Beam Cmmsng (Utilities)	28-Jan-16	10-Feb-16	2.00	12.30	\$30,026	\$368,388	\$398,414	\$0	7.20									
2812035	14-001	H-C Beam Cmmsng (Utilities)	02-Feb-16	08-Feb-16	1.00	6.30	\$15,379	\$261,071	\$276,450	\$0	7.60									
2812050	14-001	H-D Beam Cmmsng (Utilities)	19-Nov-14	11-Dec-14	3.00	18.50	\$45,160	\$554,130	\$599,291	\$0	1.60									
2812065	14-001	H-A Beam Cmmsng (Utilities)	28-Feb-14	04-Mar-14	0.60	3.10	\$7,567	\$115,573	\$123,140	\$0	3.80									
<b>1.8.1.3 ACCELERATOR PRE-OPS CHECKOUT</b>			03-Sep-13	25-Jun-14	40.20	134.88	\$299,189	\$0	\$311,375	\$12,186	24.60									
<b>1.8.1.3.1 CRYOMODULES ACCELERATOR PRE-OPS</b>			03-Sep-13	28-Feb-14	23.80	18.27	\$47,476	\$0	\$55,237	\$7,761	41.00									
<b>1.8.1.3.1.5 CRYOMODULES IN-TUNNEL CHECKOUT</b>			03-Sep-13	28-Feb-14	23.80	18.27	\$47,476	\$0	\$55,237	\$7,761	41.00									
281315015		In-Tunnel Checkout and Commissioning Cryomodule #8	03-Sep-13	20-Sep-13	2.80	8.18	\$21,027	\$0	\$24,873	\$3,846	7.20									
281315025		In-Tunnel Checkout and Commissioning Cryomodule #10 FY13	03-Sep-13	30-Sep-13	4.00	2.82	\$7,251	\$0	\$8,577	\$1,326	4.20									
281315025a	14-001	In-Tunnel Checkout and Commissioning Cryomodule #10 FY14	01-Oct-13	11-Oct-13	1.80	1.27	\$3,367	\$0	\$3,982	\$616	4.20									
281315030		Installation & Test of Individual Heater Control & Piezo Operation FY13	03-Sep-13	30-Sep-13	4.00	1.02	\$2,614	\$0	\$2,940	\$326	41.40									
281315030a	14-001	Installation & Test of Individual Heater Control & Piezo Operation FY14	01-Oct-13	28-Feb-14	19.60	4.98	\$13,217	\$0	\$14,865	\$1,648	41.40									
<b>1.8.1.3.2 POWER PRE-OPS CHECKOUT</b>			03-Sep-13	25-Jun-14	40.20	116.61	\$251,713	\$0	\$256,137	\$4,424	0.00									
<b>1.8.1.3.2.1 RF PRE-OPS CHECKOUT</b>			03-Sep-13	06-Nov-13	9.40	11.61	\$25,972	\$0	\$26,575	\$603	5.60									
281321025		RF Sys Tests #10 (Install & SYS COMMIS)	03-Sep-13	09-Sep-13	1.00	2.94	\$5,974	\$0	\$6,130	\$156	4.20									
281321050		RF Cavity Tests Cryomodule #9 (Install & SYS COMMIS)	03-Sep-13	16-Sep-13	2.00	3.57	\$8,083	\$0	\$8,264	\$181	13.00									
281321055	14-001	RF Cavity Tests Cryomodule #10 (Install & SYS COMMIS)	14-Oct-13	06-Nov-13	3.60	5.10	\$11,915	\$0	\$12,181	\$267	5.60									
<b>1.8.1.3.2.2 POWER SUPPLY TESTING</b>			09-Sep-13	25-Jun-14	39.40	105.00	\$225,742	\$0	\$229,563	\$3,821	0.00									
<b>1.8.1.3.2.2.1 POWER SUPPLY TESTING</b>			09-Sep-13	25-Jun-14	39.40	71.50	\$157,823	\$0	\$157,823	\$0	0.00									
2813221000		Test Magnet System Box Power Supplies w/Dummy Load FY13	09-Sep-13	30-Sep-13	3.20	5.22	\$11,285	\$0	\$11,285	\$0	0.00									
2813221001	14-001	Test Magnet System Box Power Supplies w/Dummy Load FY14	01-Oct-13	25-Jun-14	36.00	58.78	\$131,005	\$0	\$131,005	\$0	0.00									
2813221005		Test Arc 1 and Hall A PS w/ Dummy Load FY13	09-Sep-13	30-Sep-13	3.20	1.94	\$3,916	\$0	\$3,916	\$0	12.40									
2813221001	14-001	Test Arc 1 and Hall A PS w/ Dummy Load FY14	01-Oct-13	05-Dec-13	9.20	5.56	\$11,617	\$0	\$11,617	\$0	12.40									
<b>1.8.1.3.2.2.4 POWER SUPPLY INTEGRATED TESTING</b>			19-Sep-13	30-May-14	34.20	33.50	\$67,919	\$0	\$71,740	\$3,821	3.60									
2813224000		Integration Testing- Box PS FY13	19-Sep-13	30-Sep-13	1.60	0.85	\$1,695	\$0	\$1,809	\$114	3.60									



█ Primary Baseline   
 █ Remaining Work   
 ◆ Baseline Milestone  
█ Actual Work   
 █ Critical Remaining Work   
 ◆ Milestone

Activity ID	CR	Activity Name	Start	Finish	Original Duration	Budgeted Labor Units	Budgeted Labor Cost	Budgeted Material Cost	Budgeted Total Cost	Budgeted Nonlabor Cost	Total Float	FY2014	FY2015	FY2016	FY2017	FY2018	FY2019	FY2020	21
281322400	14-001	Integration Testing- Box PS FY14	01-Oct-13	30-May-14	32.40	17.15	\$35,421	\$0	\$37,796	\$2,374	3.60								
281322405	14-001	Intergation Testing- Trim PS	01-Oct-13	04-Feb-14	16.00	15.50	\$30,803	\$0	\$32,136	\$1,333	7.20								
<b>1.8.2 HALLS PRE-OPS</b>			<b>03-Sep-13</b>	<b>10-Feb-16</b>	<b>120.00</b>	<b>638.67</b>	<b>\$1,272,420</b>	<b>\$600</b>	<b>\$1,371,425</b>	<b>\$98,405</b>	<b>7.00</b>								
<b>1.8.2.1 HALL A CHECKOUT AND BEAM COMMISSIONING</b>			<b>28-Feb-14</b>	<b>04-Mar-14</b>	<b>0.60</b>	<b>9.80</b>	<b>\$12,240</b>	<b>\$0</b>	<b>\$12,240</b>	<b>\$0</b>	<b>3.80</b>								
<b>1.8.2.1.X HALL A COMMISSIONING WITH BEAM</b>			<b>28-Feb-14</b>	<b>04-Mar-14</b>	<b>0.60</b>	<b>9.80</b>	<b>\$12,240</b>	<b>\$0</b>	<b>\$12,240</b>	<b>\$0</b>	<b>3.80</b>								
2821X000	14-001	H-A PRE-OPS Cmmssn with Beam	28-Feb-14	04-Mar-14	0.60	9.80	\$12,240	\$0	\$12,240	\$0	3.80								
<b>1.8.2.2 HALL B CHECKOUT AND BEAM COMMISSIONING</b>			<b>03-Feb-14</b>	<b>10-Feb-16</b>	<b>100.00</b>	<b>242.36</b>	<b>\$456,073</b>	<b>\$0</b>	<b>\$537,799</b>	<b>\$81,726</b>	<b>7.00</b>								
<b>1.8.2.2.X HALL B COMMISSIONING WITH BEAM</b>			<b>28-Jan-16</b>	<b>10-Feb-16</b>	<b>2.00</b>	<b>84.00</b>	<b>\$101,809</b>	<b>\$0</b>	<b>\$101,809</b>	<b>\$0</b>	<b>7.00</b>								
2822X000	14-001	H-B PRE-OPS Cmmssn with Beam	28-Jan-16	10-Feb-16	2.00	84.00	\$101,809	\$0	\$101,809	\$0	7.20								
<b>1.8.2.2.3 HALL B TRIGGER, DAQ AND ONLINE SOFTWARE CHECKOUT</b>			<b>03-Feb-14</b>	<b>23-Oct-15</b>	<b>86.40</b>	<b>90.06</b>	<b>\$198,040</b>	<b>\$0</b>	<b>\$279,766</b>	<b>\$81,726</b>	<b>8.20</b>								
28223000	14-001	CTP testing of 22 boards	29-Apr-15	30-Jul-15	12.80	16.00	\$48,099	\$0	\$48,099	\$0	8.20								
28223010	14-001	GTP testing of 2 boards	03-Feb-14	29-Apr-14	12.40	4.00	\$12,025	\$0	\$12,025	\$0	70.20								
28223025	14-001	DAQ Commissioning	04-Sep-14	02-Oct-15	53.40	12.00	\$36,086	\$0	\$36,086	\$0	11.20								
28223030	14-001	CLAS12 DAQ/online software updates	04-Sep-14	02-Oct-15	53.40	42.06	\$53,714	\$0	\$53,714	\$0	11.20								
28223040	14-001	Trigger system commissioning	31-Jul-15	23-Oct-15	12.00	16.00	\$48,115	\$0	\$129,842	\$81,726	8.20								
<b>1.8.2.2.6 HALL B MAGNET INSTALLATION TESTING</b>			<b>14-Jul-15</b>	<b>02-Oct-15</b>	<b>11.60</b>	<b>68.30</b>	<b>\$156,224</b>	<b>\$0</b>	<b>\$156,224</b>	<b>\$0</b>	<b>3.00</b>								
28226000	14-001	Commission Cryogenic System	14-Jul-15	27-Jul-15	2.00	6.00	\$13,518	\$0	\$13,518	\$0	3.40								
28226005	14-001	Cooldown	28-Jul-15	24-Aug-15	4.00	29.92	\$73,029	\$0	\$73,029	\$0	3.40								
28226010	14-001	Torus Operational Tests	25-Aug-15	08-Sep-15	2.00	14.38	\$35,438	\$0	\$35,438	\$0	3.40								
28226015	14-001	Map CLAS12 Torus Field both polarities	09-Sep-15	30-Sep-15	3.20	12.00	\$19,600	\$0	\$19,600	\$0	3.40								
28226020	14-001	Solenoid Cool Down	18-Aug-15	11-Sep-15	3.60	3.60	\$8,783	\$0	\$8,783	\$0	0.60								
28226025	14-001	Solenoid Acceptance Tests and Mapping	14-Sep-15	02-Oct-15	3.00	2.40	\$5,856	\$0	\$5,856	\$0	0.60								
<b>1.8.2.3 HALL C CHECKOUT AND BEAM COMMISSIONING</b>			<b>15-Jul-14</b>	<b>08-Feb-16</b>	<b>77.00</b>	<b>105.90</b>	<b>\$212,539</b>	<b>\$0</b>	<b>\$212,539</b>	<b>\$0</b>	<b>7.40</b>								
<b>1.8.2.3.1 HALL C HB AND Q1 TESTING</b>			<b>15-Jul-14</b>	<b>30-Sep-14</b>	<b>11.00</b>	<b>23.50</b>	<b>\$54,645</b>	<b>\$0</b>	<b>\$54,645</b>	<b>\$0</b>	<b>54.00</b>								
28231000	14-001	HB-Acceptance Test	03-Sep-14	30-Sep-14	4.00	11.00	\$25,356	\$0	\$25,356	\$0	53.80								
28231005	14-001	Q1 Cooldown and Acceptance Test	15-Jul-14	25-Aug-14	6.00	11.00	\$25,356	\$0	\$25,356	\$0	53.80								
28231010	14-001	Q1 Harmonic Coil Test	26-Aug-14	02-Sep-14	1.00	1.50	\$3,933	\$0	\$3,933	\$0	57.80								
<b>1.8.2.3.6 HALL C DIPOLE AND Q2Q3 MAGNET TESTING</b>			<b>02-Jul-15</b>	<b>23-Dec-15</b>	<b>24.00</b>	<b>48.80</b>	<b>\$113,908</b>	<b>\$0</b>	<b>\$113,908</b>	<b>\$0</b>	<b>0.00</b>								
28236000	14-001	Cool Down Dipole Magnet	02-Jul-15	06-Aug-15	5.00	6.00	\$12,849	\$0	\$12,849	\$0	0.00								
28236005	14-001	Dipole Acceptance Test	07-Aug-15	01-Sep-15	3.60	4.00	\$9,759	\$0	\$9,759	\$0	0.00								
28236010	14-001	Q2 Cooldown and Acceptance Test	23-Jul-15	02-Sep-15	6.00	11.00	\$25,356	\$0	\$25,356	\$0	0.00								
28236015	14-001	Q2 HC & FF Test	27-Aug-15	02-Sep-15	1.00	3.40	\$8,624	\$0	\$8,624	\$0	8.40								
28236020	14-001	Q3 Cooldown and Acceptance Test	11-Sep-15	02-Nov-15	7.40	11.00	\$25,356	\$0	\$25,356	\$0	0.00								
28236025	14-001	Q3- HC & FF Test	27-Oct-15	02-Nov-15	1.00	3.40	\$8,624	\$0	\$8,624	\$0	0.00								
28236030	14-001	Power all Magnets together	03-Nov-15	23-Dec-15	7.00	10.00	\$23,341	\$0	\$23,341	\$0	0.00								
<b>1.8.2.3.X HALL C COMMISSIONING WITH BEAM</b>			<b>02-Feb-16</b>	<b>08-Feb-16</b>	<b>1.00</b>	<b>33.60</b>	<b>\$43,986</b>	<b>\$0</b>	<b>\$43,986</b>	<b>\$0</b>	<b>7.40</b>								
2823X000	14-001	H-C PRE-OPS Cmmssn with Beam	02-Feb-16	08-Feb-16	1.00	33.60	\$43,986	\$0	\$43,986	\$0	7.60								
<b>1.8.2.4 HALL D CHECKOUT AND BEAM COMMISSIONING</b>			<b>03-Sep-13</b>	<b>11-Dec-14</b>	<b>63.60</b>	<b>280.61</b>	<b>\$591,568</b>	<b>\$600</b>	<b>\$608,846</b>	<b>\$16,679</b>	<b>1.20</b>								
<b>1.8.2.4.X HALL D COMMISSIONING WITH BEAM</b>			<b>19-Nov-14</b>	<b>11-Dec-14</b>	<b>3.00</b>	<b>106.75</b>	<b>\$155,758</b>	<b>\$0</b>	<b>\$155,758</b>	<b>\$0</b>	<b>1.20</b>								
2824X000	14-001	H-D PRE-OPS Cmmssn with Beam	19-Nov-14	11-Dec-14	3.00	106.75	\$155,758	\$0	\$155,758	\$0	1.60								
<b>1.8.2.4.1 HALL D SOLENOID COMMISSIONING</b>			<b>03-Sep-13</b>	<b>06-Oct-14</b>	<b>54.40</b>	<b>15.00</b>	<b>\$32,693</b>	<b>\$600</b>	<b>\$49,972</b>	<b>\$16,679</b>	<b>10.40</b>								
25213030		Consultant Fee (Quench Study WS)	03-Sep-13	30-Sep-13	4.00	0.00	\$0	\$600	\$600	\$0	49.40								
28241000		Maintenance Support Solenoid FY13	03-Sep-13	30-Sep-13	4.00	1.11	\$2,344	\$0	\$3,539	\$1,196	10.80								
28241000a	14-001	Maintenance Support Solenoid FY14	01-Oct-13	06-Oct-14	50.20	13.89	\$30,350	\$0	\$45,833	\$15,483	10.80								
<b>1.8.2.4.3 HALL D ONLINE CHECKOUT</b>			<b>20-Nov-13</b>	<b>30-Sep-14</b>	<b>42.40</b>	<b>14.00</b>	<b>\$32,610</b>	<b>\$0</b>	<b>\$32,610</b>	<b>\$0</b>	<b>0.00</b>								
<b>1.8.2.4.3.2 HALL D SOFTWARE CHECKOUT</b>			<b>20-Nov-13</b>	<b>30-Sep-14</b>	<b>42.40</b>	<b>14.00</b>	<b>\$32,610</b>	<b>\$0</b>	<b>\$32,610</b>	<b>\$0</b>	<b>0.00</b>								
282432005	14-001	Check-out Monitoring	07-Mar-14	05-Aug-14	21.20	4.00	\$7,662	\$0	\$7,662	\$0	7.80								
282432010	14-001	Check-out Alarm Sys	20-Nov-13	03-Jun-14	25.60	3.00	\$4,654	\$0	\$4,654	\$0	16.60								
282432015	14-001	Check-out Archiving Sys	01-Apr-14	30-Sep-14	25.60	4.00	\$7,662	\$0	\$7,662	\$0	0.00								
282432025	14-001	Check-out Storage Mngmnt Software	08-Jul-14	26-Sep-14	11.60	3.00	\$12,633	\$0	\$12,633	\$0	0.40								
<b>1.8.2.4.4 HALL D TRIGGER AND ELECTRONICS CHECKOUT</b>			<b>03-Sep-13</b>	<b>30-Sep-14</b>	<b>53.60</b>	<b>39.46</b>	<b>\$104,492</b>	<b>\$0</b>	<b>\$104,492</b>	<b>\$0</b>	<b>0.00</b>								
<b>1.8.2.4.4.3 HALL D TRIGGER BOARDS ACCEPTANCE TESTING</b>			<b>03-Sep-13</b>	<b>30-Sep-14</b>	<b>53.60</b>	<b>23.76</b>	<b>\$70,660</b>	<b>\$0</b>	<b>\$70,660</b>	<b>\$0</b>	<b>0.00</b>								
282443010		Acceptance test of CTP boards (FE grp) FY13	03-Sep-13	30-Sep-13	4.00	4.56	\$13,294	\$0	\$13,294	\$0	42.80								
282443010a	14-001	Acceptance test of CTP boards (FE grp) FY14	01-Oct-13	18-Oct-13	2.80	3.20	\$9,602	\$0	\$9,602	\$0	42.80								
282443020		Acceptance test of GTP boards (FE grp) FY13	03-Sep-13	30-Sep-13	4.00	2.46	\$7,154	\$0	\$7,154	\$0	30.20								



■ Primary Baseline    ■ Remaining Work    ◆ Baseline Milestone  
■ Actual Work    ■ Critical Remaining Work    ◆ Milestone



Activity ID	CR	Activity Name	Start	Finish	Original Duration	Budgeted Labor Units	Budgeted Labor Cost	Budgeted Material Cost	Budgeted Total Cost	Budgeted Nonlabor Cost	Total Float	B	FY2014	FY2015	FY2016	FY2017	FY2018	FY2019	FY2020	Z1
282443020a	14-001	Acceptance test of GTP boards (FE grp) FY14	01-Oct-13	20-Nov-13	7.40	4.54	\$13,655	\$0	\$13,655	\$0	30.20									
282443025a	14-001	Trigger Calibration (Hall D grp)	10-Jan-14	30-Sep-14	36.80	7.00	\$21,050	\$0	\$21,050	\$0	0.00									
282443025a5		Acceptance test of TS boards (FE_grp) FY13	03-Sep-13	30-Sep-13	4.00	1.14	\$3,328	\$0	\$3,328	\$0	46.40									
282443025a	14-001	Acceptance test of TS boards (FE_grp) FY14	01-Oct-13	21-Oct-13	3.00	0.86	\$2,576	\$0	\$2,576	\$0	46.40									
<b>1.8.2.4.4.6 HALL D DETECTOR ELECTRONICS BOARDS CHECKOUT</b>			<b>09-Sep-13</b>	<b>21-Nov-13</b>	<b>10.80</b>	<b>15.70</b>	<b>\$33,832</b>	<b>\$0</b>	<b>\$33,832</b>	<b>\$0</b>	<b>42.00</b>									
282446000		Test Power Distribution FY13	09-Sep-13	30-Sep-13	3.20	0.96	\$2,098	\$0	\$2,098	\$0	42.60									
282446000a	14-001	Test Power Distribution FY14	01-Oct-13	15-Nov-13	6.80	2.04	\$4,600	\$0	\$4,600	\$0	42.60									
282446010	14-001	Test Pair Spectrometer PS Readout Board	07-Oct-13	21-Nov-13	6.80	3.00	\$6,764	\$0	\$6,764	\$0	39.80									
282446015a	14-001	Test Pair Spectrometer Transition Board	07-Oct-13	21-Nov-13	6.80	1.00	\$1,880	\$0	\$1,880	\$0	39.80									
282446020	14-001	Test Pair Spectrometer Power Distribution	07-Oct-13	21-Nov-13	6.80	1.00	\$1,880	\$0	\$1,880	\$0	39.80									
282446025	14-001	Test Pair Spectrometer System	07-Oct-13	21-Nov-13	6.80	3.00	\$6,764	\$0	\$6,764	\$0	39.80									
282446030		Test Start Counter Readout Board FY13	09-Sep-13	30-Sep-13	3.20	0.89	\$1,943	\$0	\$1,943	\$0	39.80									
282446030a	14-001	Test Start Counter Readout Board FY14	01-Oct-13	21-Nov-13	7.60	2.11	\$4,760	\$0	\$4,760	\$0	39.80									
282446035		Test Start Counter Transition Board FY13	09-Sep-13	30-Sep-13	3.20	0.54	\$991	\$0	\$991	\$0	45.60									
282446035a	14-001	Test Start Counter Transition Board FY14	01-Oct-13	11-Oct-13	1.80	0.31	\$575	\$0	\$575	\$0	45.60									
282446040		Test Start Counter Power Distribution FY13	09-Sep-13	30-Sep-13	3.20	0.34	\$619	\$0	\$619	\$0	42.60									
282446040a	14-001	Test Start Counter Power Distribution FY14	01-Oct-13	01-Nov-13	4.80	0.51	\$959	\$0	\$959	\$0	42.60									
<b>1.8.2.4.5 HALL D BEAMLIN</b>			<b>03-Sep-13</b>	<b>04-Sep-14</b>	<b>50.00</b>	<b>13.00</b>	<b>\$37,769</b>	<b>\$0</b>	<b>\$37,769</b>	<b>\$0</b>	<b>3.60</b>									
<b>1.8.2.4.5.3 HALL D BEAMLIN COMPONENT TESTING</b>			<b>03-Sep-13</b>	<b>04-Sep-14</b>	<b>50.00</b>	<b>13.00</b>	<b>\$37,769</b>	<b>\$0</b>	<b>\$37,769</b>	<b>\$0</b>	<b>3.60</b>									
282453000	14-001	Check Operation of Goniometer (BL Compnts)	21-Jan-14	04-Sep-14	32.00	8.00	\$24,058	\$0	\$24,058	\$0	3.60									
282453010		Test PS High Granularity Counters FY13	03-Sep-13	30-Sep-13	4.00	2.27	\$6,126	\$0	\$6,126	\$0	42.60									
282453010a	14-001	Test PS High Granularity Counters FY14	01-Oct-13	01-Nov-13	4.80	2.73	\$7,585	\$0	\$7,585	\$0	42.60									
<b>1.8.2.4.6 HALL D INFRASTRUCTURE</b>			<b>02-Dec-13</b>	<b>30-Sep-14</b>	<b>41.20</b>	<b>92.40</b>	<b>\$228,245</b>	<b>\$0</b>	<b>\$228,245</b>	<b>\$0</b>	<b>0.00</b>									
<b>1.8.2.4.6.2 HALL D INSTALLATION TESTING</b>			<b>02-Dec-13</b>	<b>30-Sep-14</b>	<b>41.20</b>	<b>92.40</b>	<b>\$228,245</b>	<b>\$0</b>	<b>\$228,245</b>	<b>\$0</b>	<b>0.00</b>									
282462000	14-001	Operational Checks CDC (Inside Solenoid) (Installtn)	28-Mar-14	08-Aug-14	18.80	12.00	\$32,696	\$0	\$32,696	\$0	3.40									
282462005	14-001	Operation Checks FDC (outside Solenoid) (Installtn)	02-Dec-13	10-Jan-14	4.40	13.40	\$33,547	\$0	\$33,547	\$0	0.00									
282462010	14-001	Operation Checks FDC (Inside Solenoid) (Installtn)	04-Feb-14	30-Sep-14	33.60	22.00	\$60,536	\$0	\$60,536	\$0	0.00									
282462015	14-001	System Check-out Install Hall Tagger	12-Jun-14	25-Jun-14	2.00	3.00	\$6,764	\$0	\$6,764	\$0	13.40									
282462020	14-001	System Check-out Install Hall Pair Spectrometer	18-Feb-14	03-Mar-14	2.00	3.00	\$6,764	\$0	\$6,764	\$0	29.60									
282462025	14-001	System Check-out Install Hall Start Counter	24-Jul-14	01-Aug-14	1.40	3.00	\$6,764	\$0	\$6,764	\$0	8.20									
282462030	14-001	System Check-out Install Hall CDC	12-Feb-14	04-Apr-14	7.60	6.00	\$13,529	\$0	\$13,529	\$0	24.80									
282462035	14-001	System Check-out Install Hall FDC	26-Feb-14	20-May-14	12.00	9.00	\$20,293	\$0	\$20,293	\$0	18.40									
282462040	14-001	System Check-out Install Hall BCAL	31-Jan-14	06-Jun-14	18.00	9.00	\$20,293	\$0	\$20,293	\$0	16.00									
282462045	14-001	System Check-out Install Hall TOF	03-Jun-14	30-Jun-14	4.00	3.00	\$6,764	\$0	\$6,764	\$0	12.80									
282462050	14-001	System Check-out Install Hall FCAL	02-Dec-13	08-Jan-14	4.00	9.00	\$20,293	\$0	\$20,293	\$0	37.00									
<b>1.8.3 PRE-OPS SUPPORT</b>			<b>03-Sep-13</b>	<b>30-Jun-16</b>	<b>139.80</b>	<b>1012.53</b>	<b>\$4,020,002</b>	<b>\$0</b>	<b>\$4,125,473</b>	<b>\$105,471</b>	<b>62.20</b>									
<b>1.8.3.1 PRE-OPS SUPPORT - PROJECT OFFICE</b>			<b>03-Sep-13</b>	<b>30-Jun-16</b>	<b>139.80</b>	<b>1012.53</b>	<b>\$4,020,002</b>	<b>\$0</b>	<b>\$4,125,473</b>	<b>\$105,471</b>	<b>62.20</b>									
2831913LOE		FY13 Pre-Ops Supprt - Proj Office	03-Sep-13	30-Sep-13	4.00	17.60	\$67,398	\$0	\$69,026	\$1,628	62.20									
2831914LOE	14-001	FY14 Pre-Ops Supprt - Proj Office	01-Oct-13	30-Sep-14	49.40	224.94	\$909,580	\$0	\$930,872	\$21,292	62.20									
2831915LOE	14-001	FY15 Pre-Ops Supprt - Proj Office	01-Oct-14	01-Oct-15	49.40	440.00	\$1,738,870	\$0	\$1,780,146	\$41,276	62.20									
2831916LOE	14-001	FY16 Pre-Ops Supprt - Proj Office	02-Oct-15	30-Jun-16	36.80	330.00	\$1,304,153	\$0	\$1,345,429	\$41,276	62.20									
<b>1.9 VA STATE</b>			<b>03-Sep-13</b>	<b>31-Oct-13</b>	<b>8.60</b>	<b>0.00</b>	<b>\$0</b>	<b>\$99,351</b>	<b>\$99,351</b>	<b>\$0</b>	<b>45.00</b>									
<b>1.9.5 HALL D - VA STATE</b>			<b>03-Sep-13</b>	<b>31-Oct-13</b>	<b>8.60</b>	<b>0.00</b>	<b>\$0</b>	<b>\$70,341</b>	<b>\$70,341</b>	<b>\$0</b>	<b>45.00</b>									
<b>1.9.5.2 HALL D DETECTORS</b>			<b>03-Sep-13</b>	<b>31-Oct-13</b>	<b>8.60</b>	<b>0.00</b>	<b>\$0</b>	<b>\$70,341</b>	<b>\$70,341</b>	<b>\$0</b>	<b>45.00</b>									
<b>1.9.5.2.1 HALL D TRACKING</b>			<b>03-Sep-13</b>	<b>31-Oct-13</b>	<b>8.60</b>	<b>0.00</b>	<b>\$0</b>	<b>\$61,782</b>	<b>\$61,782</b>	<b>\$0</b>	<b>13.00</b>									
<b>1.9.5.2.1.2 HALL D CENTRAL CHAMBERS</b>			<b>03-Sep-13</b>	<b>31-Oct-13</b>	<b>8.60</b>	<b>0.00</b>	<b>\$0</b>	<b>\$61,782</b>	<b>\$61,782</b>	<b>\$0</b>	<b>13.00</b>									
295212255		Operations Test (P5 Chamber operational tests)	03-Sep-13	31-Oct-13	8.60	0.00	\$0	\$56,782	\$56,782	\$0	12.60									
295212260		Phase 7 Chamber shipping	03-Sep-13	31-Oct-13	8.60	0.00	\$0	\$5,000	\$5,000	\$0	12.60									
<b>1.9.5.2.2 HALL D CALORIMETRY</b>			<b>03-Sep-13</b>	<b>31-Oct-13</b>	<b>8.60</b>	<b>0.00</b>	<b>\$0</b>	<b>\$8,558</b>	<b>\$8,558</b>	<b>\$0</b>	<b>45.00</b>									
<b>1.9.5.2.2.2 HALL D FORWARD CALORIMETER</b>			<b>03-Sep-13</b>	<b>31-Oct-13</b>	<b>8.60</b>	<b>0.00</b>	<b>\$0</b>	<b>\$8,558</b>	<b>\$8,558</b>	<b>\$0</b>	<b>45.00</b>									
295222000		Indiana Contract Completion	03-Sep-13	31-Oct-13	8.60	0.00	\$0	\$8,558	\$8,558	\$0	44.80									
<b>1.9.7 12 Gev Infrastructure</b>			<b>03-Sep-13</b>	<b>31-Oct-13</b>	<b>8.60</b>	<b>0.00</b>	<b>\$0</b>	<b>\$29,010</b>	<b>\$29,010</b>	<b>\$0</b>	<b>45.00</b>									
<b>1.9.7.1 12 Gev Misc Infrastructure</b>			<b>03-Sep-13</b>	<b>31-Oct-13</b>	<b>8.60</b>	<b>0.00</b>	<b>\$0</b>	<b>\$29,010</b>	<b>\$29,010</b>	<b>\$0</b>	<b>45.00</b>									
2971000		Blue Crab Cleanroom Completion	03-Sep-13	31-Oct-13	8.60	0.00	\$0	\$29,010	\$29,010	\$0	44.80									

■ Primary Baseline   
■ Remaining Work   
■ Critical Remaining Work   
◆ Baseline Milestone   
◆ Milestone