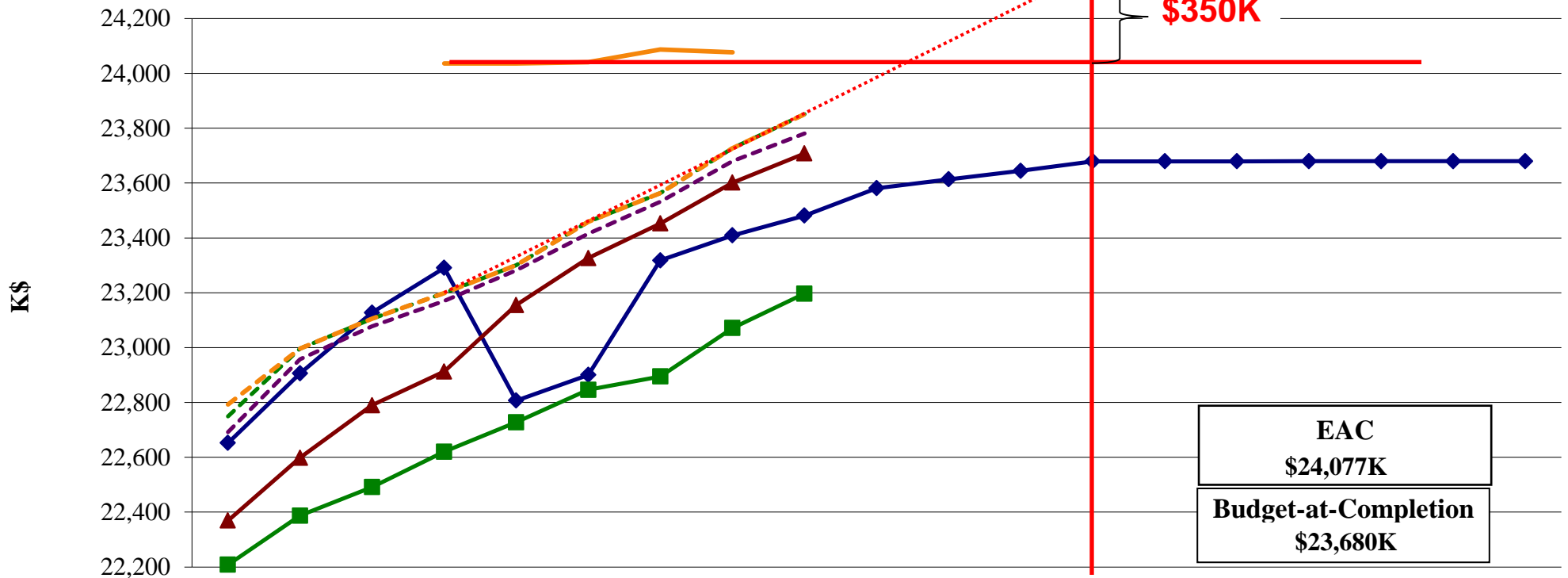
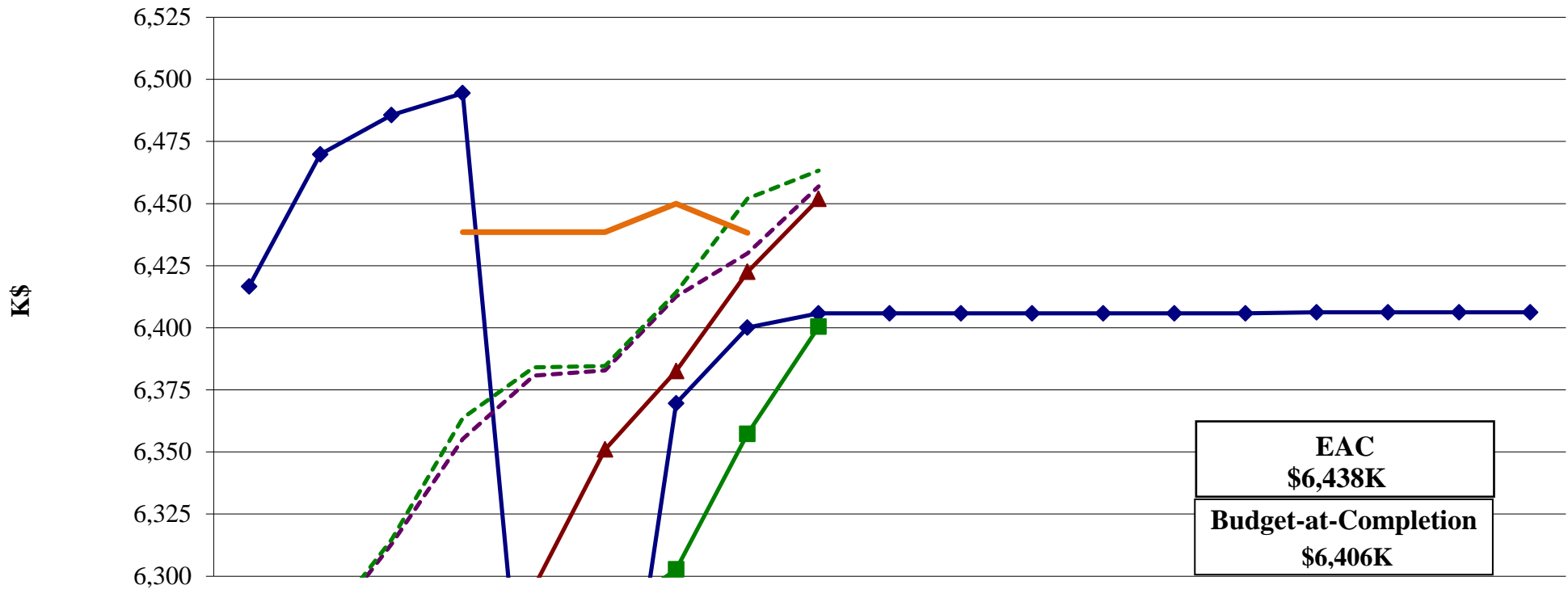


12 GeV 1.4.2.2 Detectors Earned Value \$K



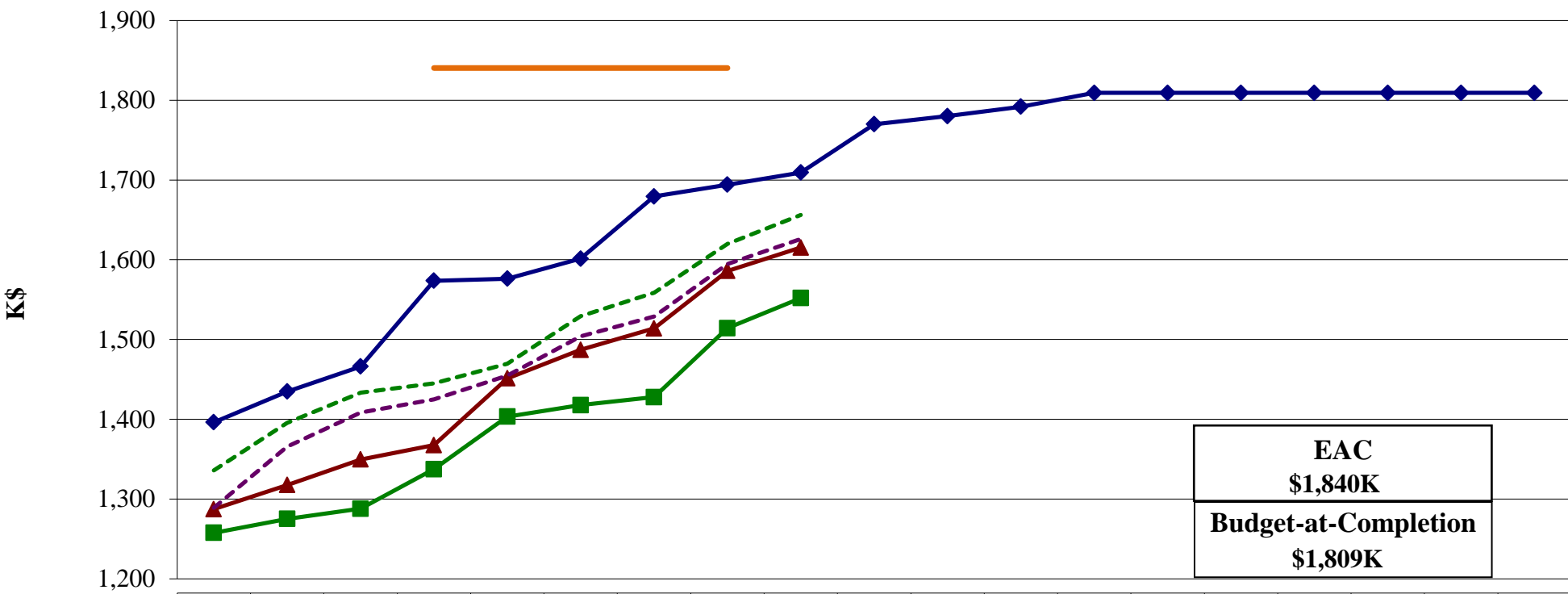
	Sep-14	Oct-14	Nov-14	Dec-14	Jan-15	Feb-15	Mar-15	Apr-15	May-15	Jun-15	Jul-15	Aug-15	Sep-15	Oct-15	Nov-15	Dec-15	Jan-16	Feb-16	Mar-16
BCWS	22,652	22,906	23,127	23,291	22,807	22,900	23,318	23,409	23,481	23,581	23,614	23,645	23,679	23,679	23,679	23,680	23,680	23,680	23,680
BCWP	22,208	22,387	22,491	22,620	22,728	22,846	22,895	23,071	23,197										
ACWP	22,369	22,598	22,790	22,913	23,155	23,326	23,453	23,602	23,708										
Obligated	22,692	22,957	23,078	23,170	23,282	23,415	23,532	23,680	23,781										
Pending	22,750	22,996	23,106	23,199	23,301	23,459	23,564	23,727	23,851										
NOFUND & FY16 PRs	22,793	22,996	23,106	23,199	23,301	23,459	23,564	23,727	23,851										
EAC				24,036	24,036	24,041	24,087	24,077											

12 GeV 1.4.2.2.1.1 Silicon Detector Earned Value \$K



	Sep-14	Oct-14	Nov-14	Dec-14	Jan-15	Feb-15	Mar-15	Apr-15	May-15	Jun-15	Jul-15	Aug-15	Sep-15	Oct-15	Nov-15	Dec-15	Jan-16	Feb-16	Mar-16
BCWS	6,417	6,470	6,486	6,494	6,190	6,178	6,370	6,400	6,406	6,406	6,406	6,406	6,406	6,406	6,406	6,406	6,406	6,406	6,406
BCWP																			
ACWP																			
Obligated	6,164	6,276	6,313	6,355	6,381	6,383	6,413	6,430	6,457										
Pending	6,175	6,278	6,315	6,364	6,384	6,385	6,414	6,452	6,463										
EAC				6,438	6,438	6,438	6,450	6,438											

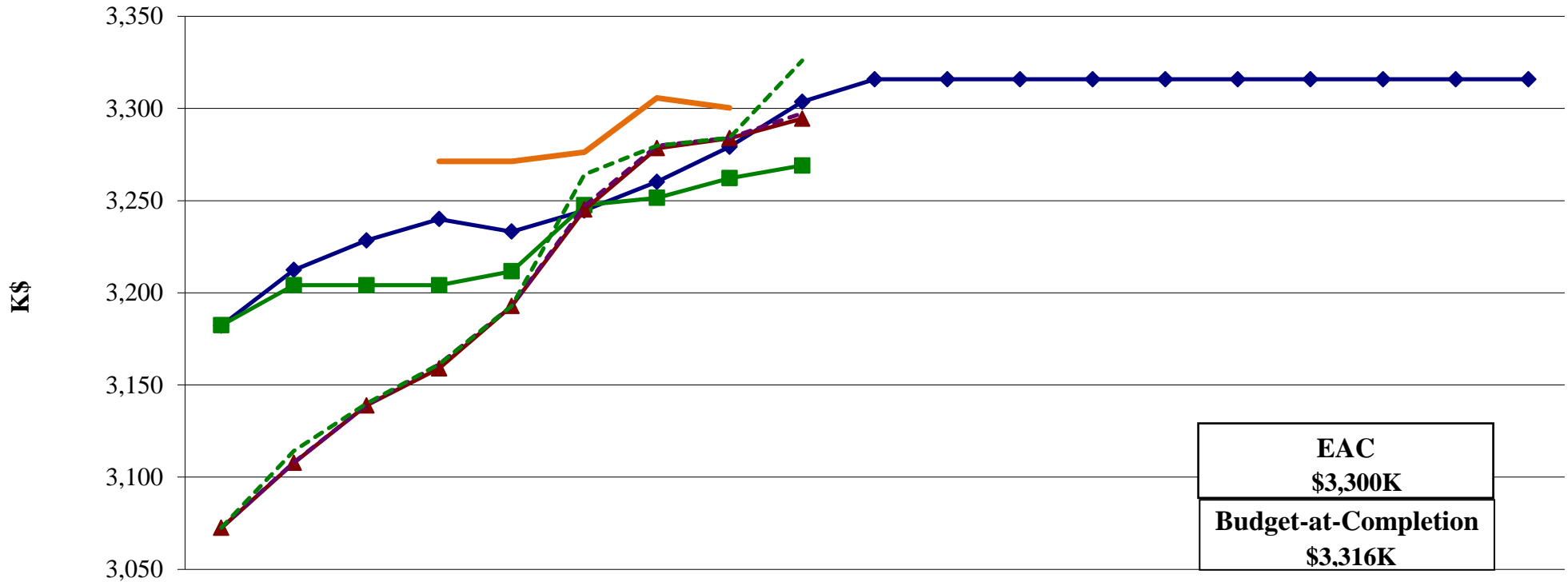
12 GeV 1.4.2.2.3.1 Central TOF Earned Value \$K



EAC \$1,840K
Budget-at-Completion \$1,809K

	Sep-14	Oct-14	Nov-14	Dec-14	Jan-15	Feb-15	Mar-15	Apr-15	May-15	Jun-15	Jul-15	Aug-15	Sep-15	Oct-15	Nov-15	Dec-15	Jan-16	Feb-16	Mar-16
BCWS	1,396	1,435	1,466	1,574	1,576	1,601	1,679	1,694	1,709	1,770	1,780	1,792	1,809	1,809	1,809	1,809	1,809	1,809	1,809
BCWP	1,258	1,275	1,288	1,337	1,403	1,418	1,428	1,514	1,552										
ACWP	1,287	1,317	1,350	1,368	1,451	1,487	1,514	1,586	1,615										
Obligated	1,289	1,366	1,408	1,425	1,455	1,504	1,529	1,595	1,626										
Pending	1,336	1,395	1,433	1,445	1,470	1,529	1,559	1,620	1,656										
EAC				1,840	1,840	1,840	1,840	1,840	1,840										

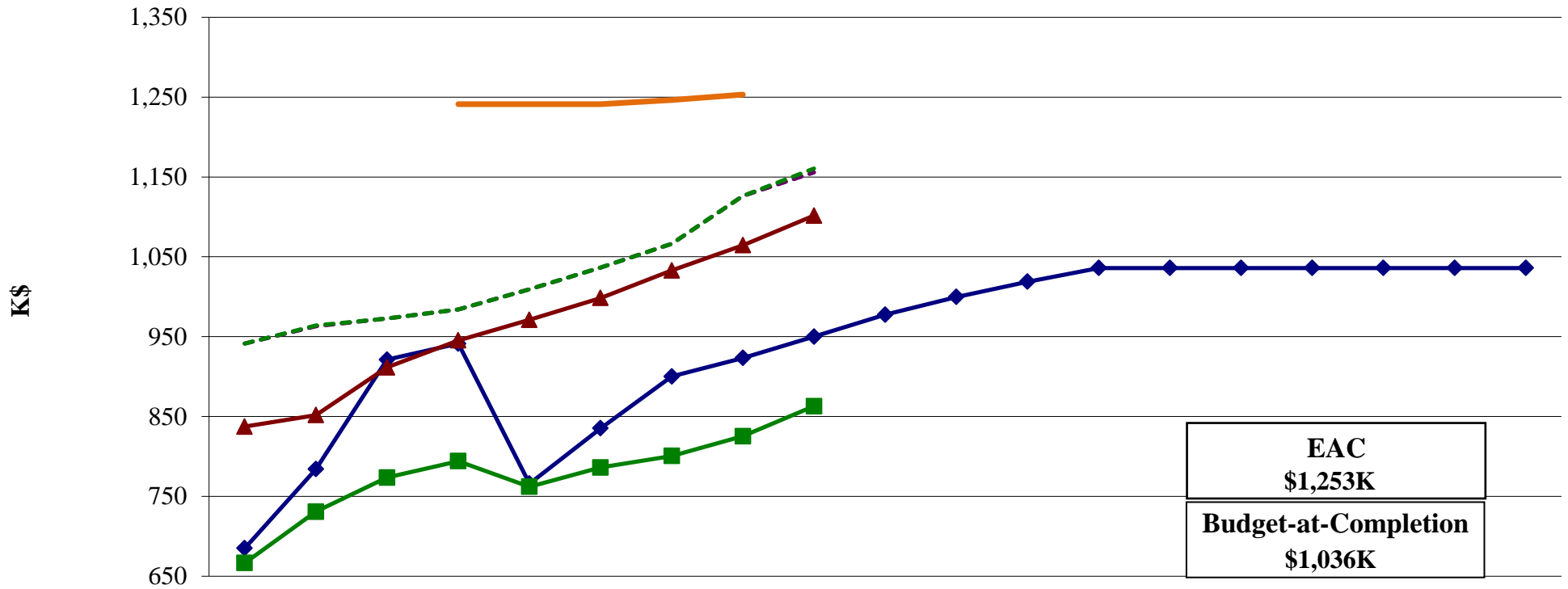
12 GeV 1.4.2.2.4.1 High Threshold CC Earned Value \$K



EAC \$3,300K
Budget-at-Completion \$3,316K

	Sep-14	Oct-14	Nov-14	Dec-14	Jan-15	Feb-15	Mar-15	Apr-15	May-15	Jun-15	Jul-15	Aug-15	Sep-15	Oct-15	Nov-15	Dec-15	Jan-16	Feb-16	Mar-16
BCWS	3,182	3,212	3,228	3,240	3,233	3,245	3,260	3,279	3,304	3,316	3,316	3,316	3,316	3,316	3,316	3,316	3,316	3,316	3,316
BCWP	3,182	3,204	3,204	3,204	3,212	3,248	3,251	3,262	3,269										
ACWP	3,072	3,108	3,139	3,159	3,193	3,245	3,278	3,284	3,294										
Obligated	3,072	3,108	3,139	3,161	3,193	3,247	3,280	3,284	3,297										
Pending	3,072	3,114	3,140	3,161	3,193	3,264	3,280	3,284	3,326										
EAC				3,271	3,271	3,276	3,306	3,300											

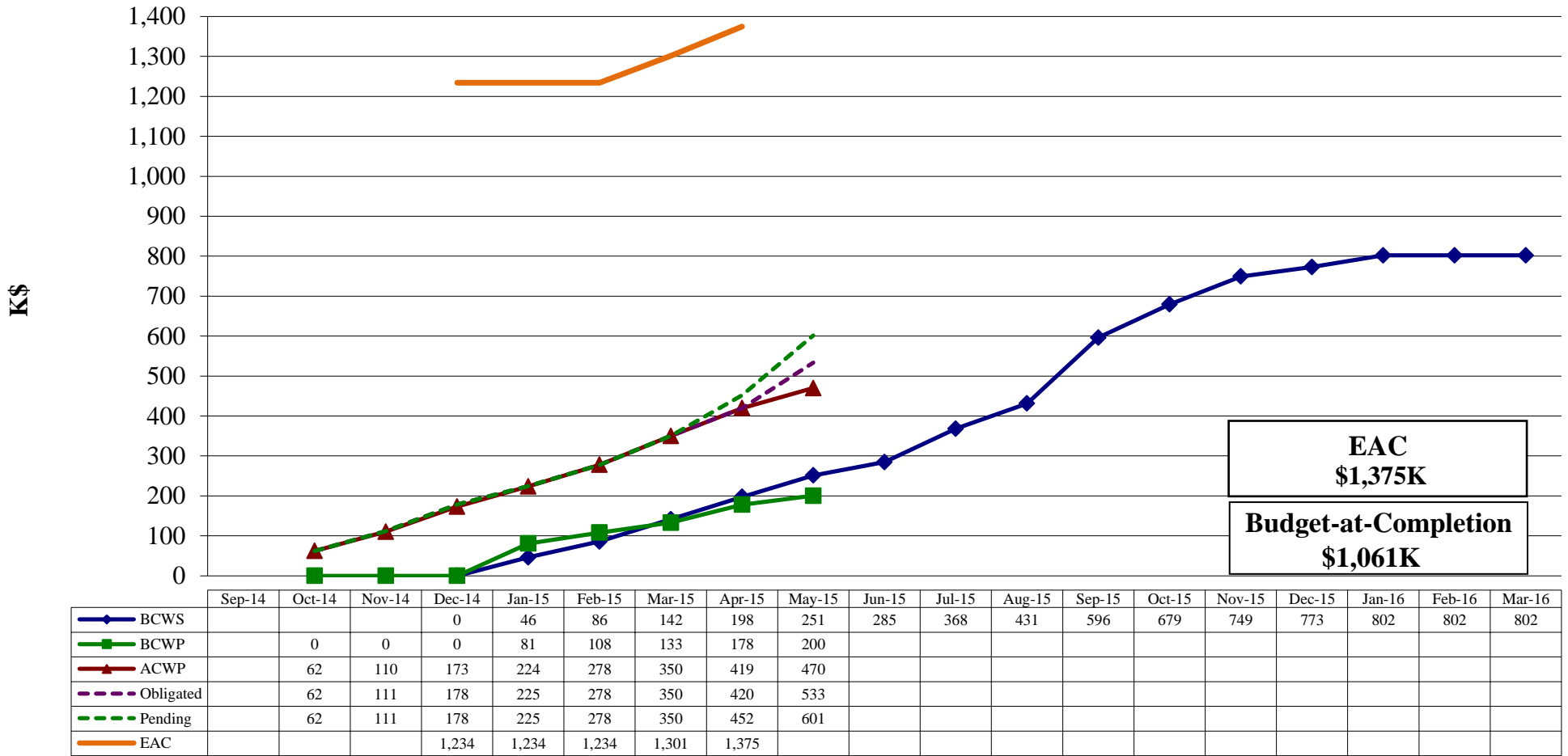
12 GeV 1.4.2.2.4.2 Low Threshold CC Earned Value \$K



	Sep-14	Oct-14	Nov-14	Dec-14	Jan-15	Feb-15	Mar-15	Apr-15	May-15	Jun-15	Jul-15	Aug-15	Sep-15	Oct-15	Nov-15	Dec-15	Jan-16	Feb-16	Mar-16
BCWS	685	784	921	941	766	835	900	923	950	977	1,000	1,019	1,036	1,036	1,036	1,036	1,036	1,036	1,036
BCWP	667	731	773	794	762	786	801	825	863										
ACWP	837	852	911	945	971	998	1,033	1,064	1,102										
Obligated	941	963	973	984	1,009	1,037	1,066	1,126	1,156										
Pending	941	964	973	984	1,009	1,037	1,066	1,126	1,161										
EAC				1,241	1,241	1,241	1,246	1,253											

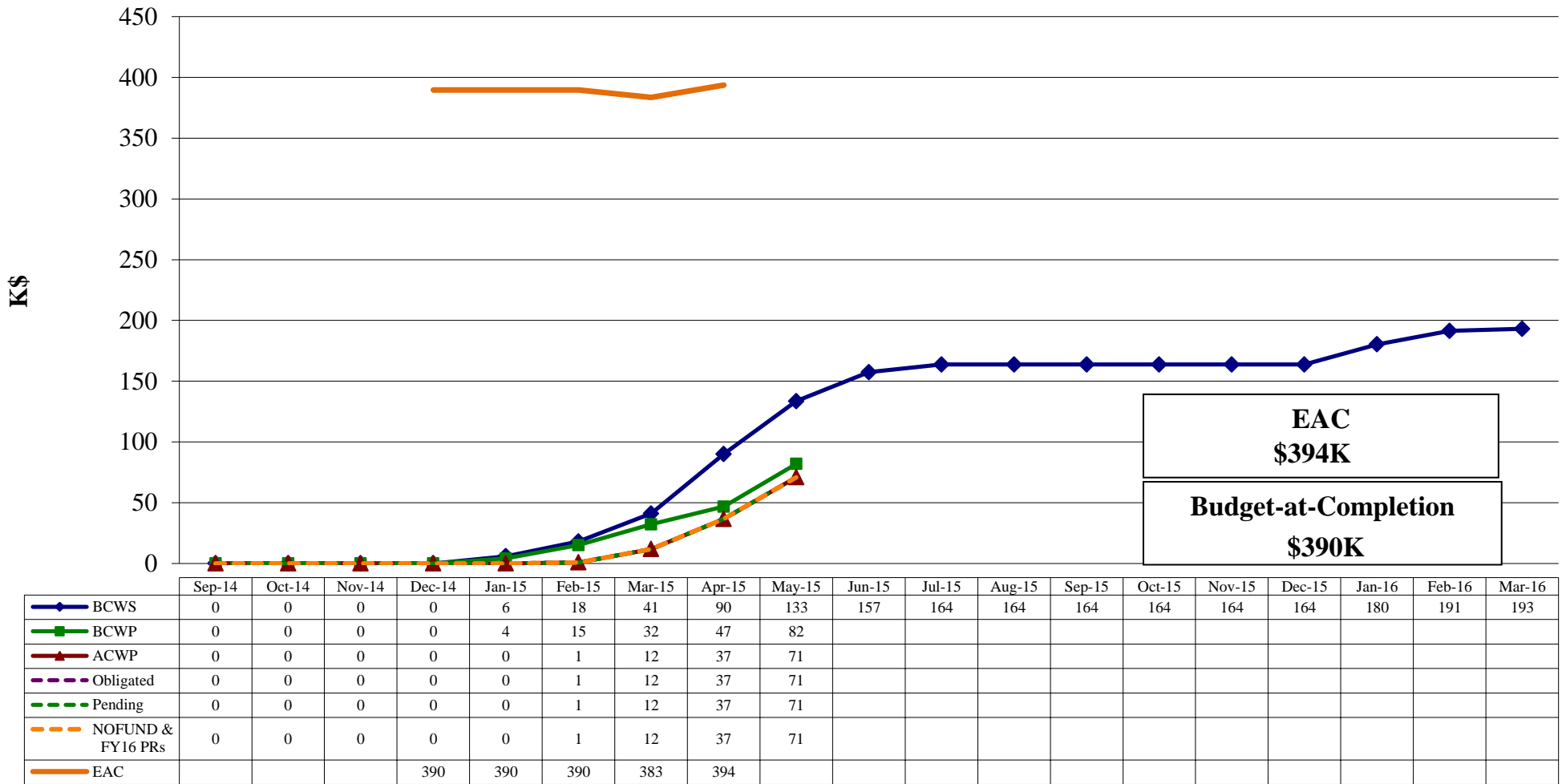
12 GeV 1.4.2.6.7 Det & Fix Installation

Earned Value \$K



12 GeV 1.8.2.2.X Hall B Commissioning

Earned Value \$K



EAC
\$394K

Budget-at-Completion
\$390K